

# Looking backwards and forwards



My Name:.....


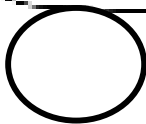



Grade 5 / .....

Done by:  
Mis.Noora Alshehhi  
&  
Mis.Noora Wakkali

❖ **Read and match:**

2

1	do jobs around the house.
2	go on a day trip.
3	go to the park.
4	spend time with our grand parents.



Write the sentences in the correct place

3

cook on the camp fire - go out on our bikes - go to sports camp  
- help on the shop.



-----



-----



-----



-----

Look at the above pictures and Write the sentences . Start with ( I )

- 1-.....
- 2-.....
- 3-.....
- 4-.....



**agreeing**

- ☐ Agree
- ☐ Me too
- ☐ I see what you mean



**disagreeing**

- ☐ disagree
- ☐ I see what you mean ,but I don't really agree.

disagree	agree





I need




Write the words in correct place




Utensil

Backpack

Torch


cooking equipment

Jacket

Waterproof  
sleeping bag

Tent

journal













What you will take with you?  
what you will do on each trip?

6

desert

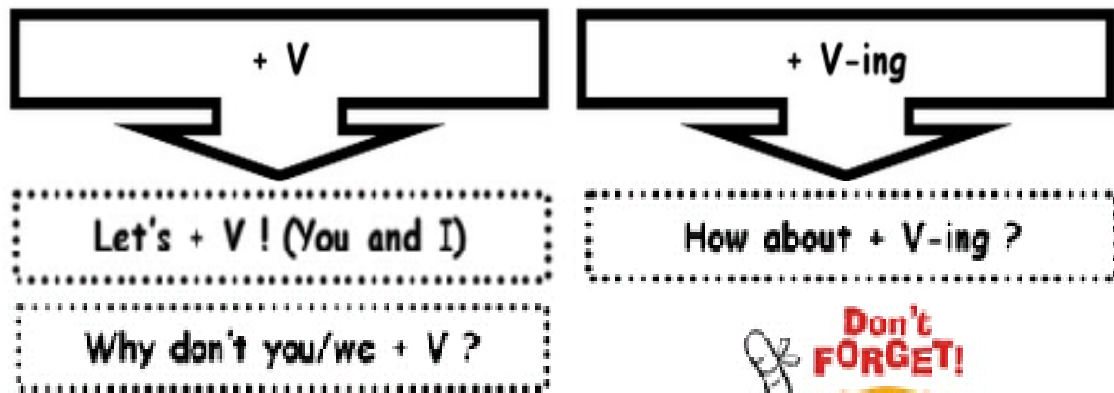
mountain

park




beach

# Making suggestions

7

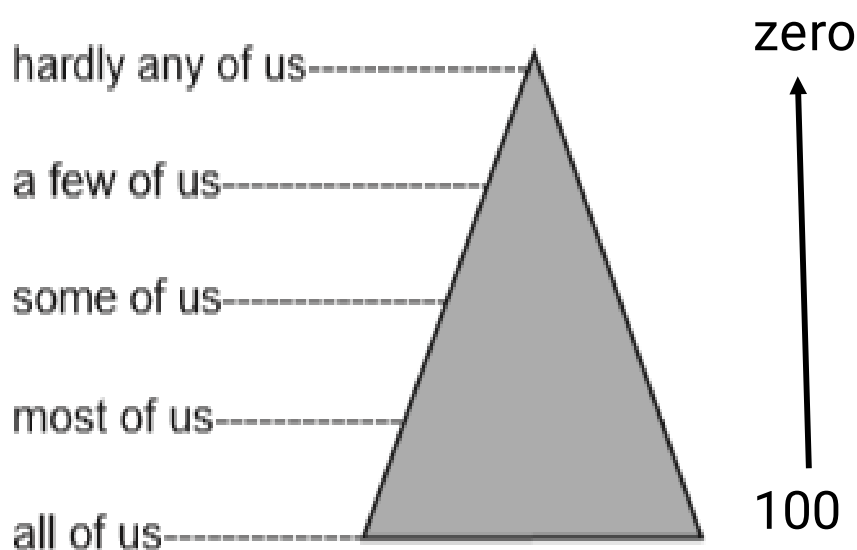


## Look and write suggestion



# Describe the numbers

8

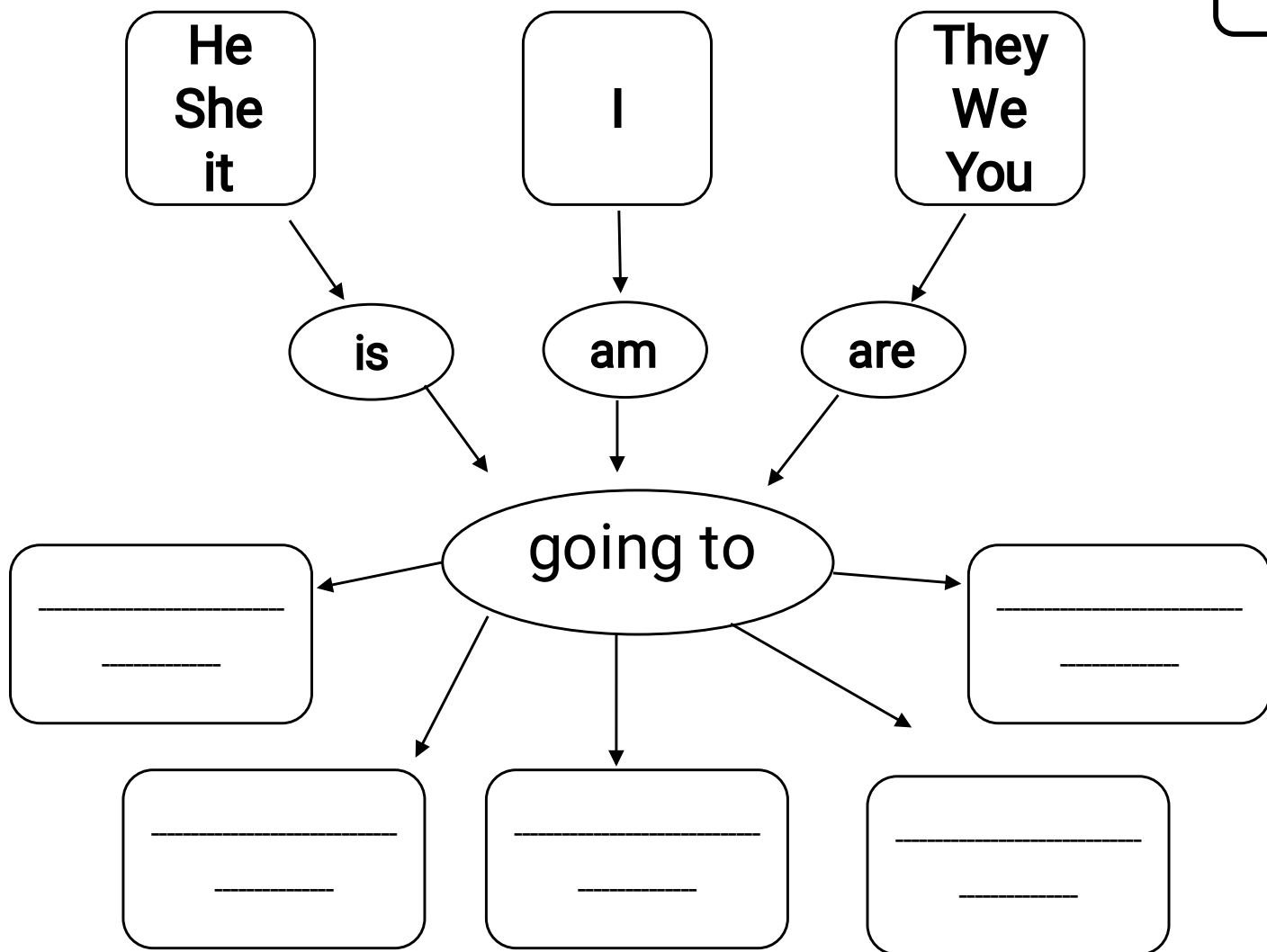


## Matching

All of us like an apple.  
A few of us like strawberry.  
Most of us like playing football.  
Hardly any of us like study.  
Some of us like swimming.

0  
100  
70  
90  
40





1-.....

2-.....

3-.....



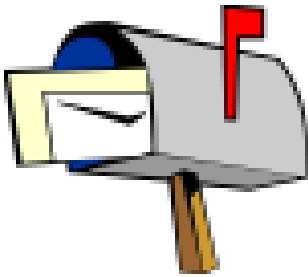
4-.....

5-.....

## Read and write

10

Email  
Text  
Post  
Phone call



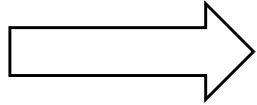

Write an email to your friend to invite him to the celebration

A screenshot of a web browser window. The address bar is empty. The main content area is filled with a pattern of horizontal dashed lines. The lines are evenly spaced and extend across the width of the browser window. The browser's title bar is visible at the top, showing standard window controls (red, yellow, green buttons) and a search icon.

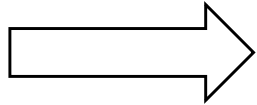

# Look and write

11

Sympathetic

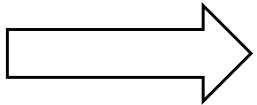



\_\_\_\_\_



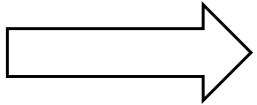

\_\_\_\_\_

upset




\_\_\_\_\_

nervous




\_\_\_\_\_

hide



\_\_\_\_\_

emphasis



\_\_\_\_\_

surprising

This image shows a blank sheet of white paper with horizontal ruling lines. The lines are evenly spaced and extend across the width of the page. There is no handwriting or other markings on the paper.

[illegible]

[illegible]

This image shows a blank sheet of white paper with horizontal ruling lines. The lines are evenly spaced and extend across the width of the page. There is no handwriting or other markings on the paper.