

ENGLISH ADVENTURES TERM 2

Theme: World of Wonders (Weeks 1–8)

Teacher Aisha Aladab

2025-2026

Name: .....

Class:.....

Grade 4

Spelling & Vocabulary

Grammar & Functional Language

Reading

Writing

أولياء الأمور الكرام،

السلام عليكم ورحمة الله وبركاته،

انطلاقًا من حرصي على دعم أبنائنا بكل ما يعزز تعلمهم ويقوّي مهاراتهم، يسعدني أن أقدم لكم مذكرة الفصل الدراسي الثاني، والتي أعددتها بعناية لتكون مرجعًا متكاملًا لأبنائنا الطلبة.

وتتضمن المذكرة هذا الفصل قصة تعليمية ممتعة يقرؤها الطالب أسبوعيًا، ليقوم باكتشاف المفردات الجديدة وفهمها من خلال سياق القصة، مما يعزز مهارتي القراءة والاستيعاب بطريقة شيّقة.

كما تشمل المذكرة المفردات الأساسية، القواعد، والكلمات الأكثر شيوعًا **(High Frequency Words)**، وذلك بما يتوافق مع محتوى هذا الفصل ومتطلباته.

أسأل الله أن يجد أبناؤنا في هذه المذكرة خير عون لهم في رحلتهم التعليمية، وأن تسهم في رفع مستواهم اللغوي وزيادة ثقتهم بأنفسهم.

شاكرة لكم ثقتكم وتعاونكم الدائم، ومتمنية لأبنائنا مزيدًا من التميز والنجاح في هذا الفصل.

مع خالص الاحترام والتقدير،

عيشة الأعضب

Dear Parents,

Peace be upon you,

As part of my ongoing commitment to providing meaningful and engaging learning tools, I am pleased to present the Term 2 booklet, which I have carefully prepared to support our students throughout the term.

This booklet now includes an educational story that students will read weekly. Through the story, students will discover new vocabulary in context, helping them improve their reading, comprehension, and language skills in an enjoyable way.

The booklet also contains essential vocabulary, grammar rules, and high-frequency words, all aligned with the content and requirements of this term.

I hope our students will find this booklet a helpful companion in their learning journey, enhancing their language development and boosting their confidence.

Thank you for your continued trust and cooperation. I wish all our children growth, excellence, and success throughout Term 2.

With my deepest respect and appreciation,

Aisha Aladab

T. Aisha Aladab

Contents

Week 1: Our Beautiful Planet

Week 2: Exploring Space

Week 3: Incredible Inventions

Week 4: Amazing Structures

Week 5: Machines: Then and Now

Week 6: Amazing People

Week 7: City Problems, Smart Solutions !

Week 8: Future Cities

Spelling Test

4

Week 1	Week 2	Week 3	Week 4
mountain	Earth	invention	tower
river	planet	computer	skyscraper
waterfall	space	phone	pyramids
ocean	star	machine	design
island	moon	electricity	build
cave	sun	scientist	metal
valley	astronaut		glass
lake	rocket		stone

Week 5	Week 6	Week 7	Week 8
robot	invent	pipes	future
computer	inventor	pollution	smart
smartphone	science	drains	clean
camera	scientist	flood	green
drone	explore	heat	plan
tablet	explorer	noise	energy
smartwatch	discover	bricks	building
			transportation

T. Aisha Aladab

High Frequency Words:

5

Week	Sub-theme	High Frequency Word List
1	Our Beautiful Planet	like, by, my, I, too
2	Exploring Space	very, have, when, about
3	Incredible Inventions	way, say, may, away
4	Amazing Structures	HFW revision
5	Machines: Then and Now	HFW revision
6	Amazing People	great, find, kind, behind
7	City Problems, Smart Solutions	wild, climb, old, gold
8	Future Cities	would, could, should, door, floor

T. Aisha Aladab



Week 1: Our Beautiful Planet

T. Aisha Aladab

You will learn:

- Read new words using phonics skills.
- Understand the story and identify the main idea.
- Read with expression and follow punctuation.
- Use new vocabulary in speaking and writing.
- Write simple, correct sentences.
- Summarize the story in a few short sentences.
- Use a dictionary or digital tool to find word meanings.

Spelling & Vocabulary

Grammar & Functional Language

Reading

Writing

7

T. Aisha Aladab

Spelling & Vocabulary

See It, Say It!

Read as many words as you can in 30 seconds—ready, set, go!

Vocabulary:

mountain

river

waterfall

ocean

island

cave

valley

lake

mountain

river

waterfall

ocean

island

cave



valley

lake

8

T. Aisha Aladab

Spelling & Vocabulary

Our Beautiful Planet

When I was a child, I liked drawing our beautiful planet. One day, I looked at my picture and felt like I was going on a journey.

First, I saw a high mountain. It was the highest mountain in my picture. Next to it, there was a long river. The river was the longest river I had ever drawn.

I followed the river until I heard a loud waterfall. The waterfall fell into a deep lake. The lake was the deepest place in my picture.

Far away, I saw a big ocean. In the ocean, there was a small island. It was the smallest island, but it was very beautiful.

Near the island, I found a dark cave. The cave was inside a wide valley. The valley was the widest place on my planet.

I smiled and said, “I like my planet. It has the highest mountain, the longest river, and the deepest lake.”

Then I closed my eyes. My journey ended, but my picture stayed by my bed.

Vocabulary:

mountain

river

waterfall

ocean

island

cave

valley

lake

9

T. Aisha Aladab

Spelling & Vocabulary

Our Beautiful Planet

Rewrite the paragraph:

When I was a child, I liked drawing our beautiful planet. One day, I looked at my picture and felt like I was going on a journey.

First, I saw a high mountain. It was the highest mountain in my picture. Next to it, there was a long river. The river was the longest river I had ever drawn.

I followed the river until I heard a loud waterfall. The waterfall fell into a deep lake. The lake was the deepest place in my picture.

Vocabulary:

mountain

river

waterfall

ocean

island

cave

valley

lake

10

T. Aisha Aladab

Spelling & Vocabulary

Read, Copy, and Learn

Read and Practice Writing the Words

mountain	----------	----------	----------
river	----------	----------	----------
waterfall	----------	----------	----------
ocean	----------	----------	----------
island	----------	----------	----------
cave	----------	----------	----------
valley	----------	----------	----------
lake	----------	----------	----------

Vocabulary:

mountain

river

waterfall

ocean

island

cave

valley

lake



11

T. Aisha Aladab

Spelling & Vocabulary

Write some sentences

Read and Write the Word in a sentence

Vocabulary:

mountain

river

waterfall

ocean

island

cave

valley

lake

mountain

river

waterfall

ocean

island

cave

valley

lake



12

T. Aisha Aladab

Label Our Beautiful Planet

Match each sentence to the correct picture

Spelling & Vocabulary

Vocabulary:

mountain

river

waterfall

ocean

island

cave

valley

lake

1	The mountain is very high and covered with snow.	
2	A long river flows through the green valley.	
3	We saw a beautiful waterfall falling from the rocks.	
4	The ocean is big, blue, and full of sea animals.	
5	The island has a small cave and a quiet lake in the middle.	



13

T. Aisha Aladab

Spelling & Vocabulary

Vocabulary

Unscramble the words. Then, complete the sentences using the correct word.

n o n u t i a m _____

r r i e v _____

a t f w e r a ll _____

c e o n a _____

e c v a _____

k l a e _____

s l i a d n _____

l l a v y e _____

1. The _____ is wide and full of green plants.
2. We took a boat to explore the _____ .
3. A dark _____ was hidden behind the trees.
4. The _____ path was long, but the view was beautiful.
5. Birds were flying high above the _____ .

Vocabulary:

mountain

river

waterfall

ocean

island

cave

valley

lake

1. The _____ moves gently between the tall trees.
2. A bright rainbow appeared above the _____ .
3. We walked across the _____ to reach the village.
4. The children swam in the cool _____ near the mountain.
5. Fishermen sailed far into the _____ to catch fish.

14

T. Aisha Aladab

Grammar & Functional Language

Read, Copy, and Learn

Read and Practice Writing the Words

like	----------	----------	----------
by	----------	----------	----------
my	----------	----------	----------
I	----------	----------	----------
too	----------	----------	----------

HFW:

like

by

my

I

too

Read and Write the Word in a sentence

like

by

my

I

too



15

T. Aisha Aladab

Grammar & Functional Language

High Frequency words

Complete the sentences

like	My	by	I	too

1. I ..... the picture of the mountain in my story.
2. ..... sat by the river and listened to the water.
3. ..... favorite place is the small island with the bright blue lake.
4. I walked ..... the cave to see what was inside.
5. I like the waterfall, and my friend likes it .....

HFW:

like

by

my

I

too

Fix the Sentence (HFW Edition)

Students correct the sentences using the correct high-frequency words.

1. Me like the mountain.

.....

2. The small island is buy the river.

.....

3. This is me picture of a lake.

.....

4. I want to visit the mountain, and my friend wants to go there two.

.....

5. My like the big waterfall.

.....

6. The boy stood my the window.

.....

7. Do you look exploring new places on our planet?

.....

Phonics

Fill, Find, and Finish

Short Text:

"The river flows to the shore. In autumn, the weather becomes cool. Sometimes a big storm comes, and water falls from the mountain like a waterfall."

HFW:

like

by

my

I

too

Circle all the phonics words and write them (or/ore/aw/au).

Write one sentence using any two of the words.

.....

.....

.....

.....

.....

Superlatives

"We use superlatives to show the MOST."
Superlatives help us compare places on our beautiful planet.

Superlative words:

- highest → the most high
- longest → the most long
- largest → the most large
- smallest → the most small
- deepest → the most deep
- biggest → the most big

Complete the sentences:

biggest- deepest- highest- longest- smallest

1. The Nile is the _____ river.
2. Mount Everest is the _____ mountain.
3. This is the _____ lake.
4. What's the _____ island?
5. It is the _____ waterfall.

Reading Hero

1

I	by	too	mountain	ocean
like	my	river	waterfall	island
cave	valley	lake		

2

Our planet has many different landforms. A mountain is very tall, and a river is long and full of water. The Nile River is the longest river in the world. A lake can be deep, and an island is a small piece of land in the ocean. I like learning about our beautiful planet and all the amazing places on it.

3

Earth is full of amazing landforms that make our planet special. Mount Everest is the highest mountain in the world, and the Nile River is the longest river. It flows through many countries and brings water to millions of people. A valley lies between two mountains, while a waterfall is a place where water falls from a high spot and makes a loud sound. Some lakes are very deep. Lake Baikal is known as the deepest lake in the world. Each landform has its own beauty, and together they make Earth a wonderful place to explore.

Reading

Read the text. Complete the sentences by choosing the correct words from the text bank. There are two words you do not need. There is one example.

Our Beautiful Planet

Our class goes on a walk to explore nature. I look around and see many amazing landforms. On my left, there is a tall shape covered with rocks and snow. The guide tells us it is one of the oldest places in the area.

We keep walking until we reach a place where water moves quickly and falls from a high rock. The sound is loud, so I cover my ears. A little further, we stop near a still place with calm water. Some students sit and draw the view.

Later, we take a narrow path that leads us into a dark space underground. I walk slowly because it is cold inside. When we come out, we stand in a wide open area with green grass and trees everywhere.

At the end of the trip, we rest beside a huge body of blue water. I like this moment because it feels peaceful. My teacher says we might visit a small piece of land far away next time too.

mountain	valley	waterfall	cave
ocean	island	like	too

Example:	Our class goes on a nature walk.
1	The students hear a loud sound coming from the .....
2	The class enters a dark .....during their walk.
3	They rest at the end of the trip beside the blue .....
4	The teacher says they might visit a small .....next time.
5	The student says, “I .....this moment.”

Reading

Read the text and answer the questions. Choose the correct answer. Choose A, B or C.

Lina's Big Adventure

Lina lives near the ocean. Every morning, she hears the waves before she even opens her eyes. One weekend, her family decides to visit a place she has never seen before. They drive for a long time until the weather becomes cooler and the trees grow taller.

The first place Lina sees is a deep cave hidden between two giant rocks. It looks dark inside, so Lina stands outside and listens to the echo of her voice. Later, her dad shows her a tall mountain far away. "We might climb that one day," he says. Lina thinks it looks exciting but a little scary.

After lunch, Lina and her brother walk to a quiet lake. The water is very still, and they can see their reflections clearly. From where they stand, they can also see a small island sitting peacefully in the middle of the water.

Before going home, Lina's family walks through a wide valley filled with green grass. The wind blows gently, and Lina feels happy. She realises she likes exploring new places, but she also looks forward to sleeping by the ocean again.

1	Lina hears the sound of the ____ every morning. A. river B. ocean C. waterfall	4	Overall, this text is about Lina exploring _____ and _____. A. landforms and nature B. food and cooking C. cities and traffic
2	The first place Lina sees on the trip is a ____. A. cave B. lake C. mountain	5	The text shows that the ocean is ____ and the lake is ____. A. loud / still B. quiet / dangerous C. busy / windy
3	Lina sees her reflection in the ____. A. valley B. lake C. mountain	6	Why do you think Lina looks forward to going home? A. She wants to sleep near the ocean again. B. She didn't enjoy the trip. C. She is tired of walking

Writing

Write complete sentences for the picture. Use the words in the circle to help you.

mountain
highest



river
long

Task Completion	Use of Vocabulary	Puncturation	Spelling	Handwriting	Total
/8	/8	/8	/8	/8	/40

Writing

Write complete sentences for the picture. Use the words in the circle to help you.

waterfall
loud

island
ocean

Task Completion	Use of Vocabulary	Puncturation	Spelling	Handwriting	Total
/8	/8	/8	/8	/8	/40

Writing

Write complete sentences for the picture. Use the words in the circle to help you.

lake

deepest



valley

between

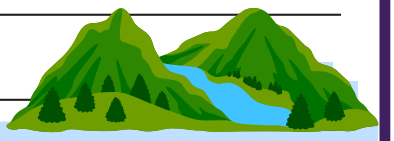

Task Completion	Use of Vocabulary	Puncturation	Spelling	Handwriting	Total
/8	/8	/8	/8	/8	/40

Writing

Write complete sentences for the picture. Use the words in the circle to help you.

cave
dark

mountain
draw

Task Completion	Use of Vocabulary	Puncturation	Spelling	Handwriting	Total
/8	/8	/8	/8	/8	/40

Week 2: Exploring Space

T. Aisha Aladab

You will learn:

- Read new words using phonics skills (air / ear / are).
- Recognize and read high-frequency words correctly.
- Learn and use space vocabulary in sentences.
- Understand a text about space and identify the main idea.
- Read aloud with expression and follow punctuation.
- Ask and answer questions using Do you know that...?
- Use present simple to talk about facts.
- Identify and use compound nouns (e.g. space station).
- Write simple and compound sentences correctly.
- Use new vocabulary in speaking and writing.
- Summarize information about space in short sentences.

Spelling & Vocabulary

Grammar & Functional Language

Reading

Writing

26

T. Aisha Aladab

Spelling & Vocabulary

See It, Say It!

Read as many words as you can in 30 seconds—ready, set, go!

Vocabulary:

earth

planet

space

star

moon

sun

astronaut

rocket

earth



planet



space

star

moon

sun



astronaut

rocket

27

T. Aisha Aladab

Spelling & Vocabulary

Exploring Space

Do you know about space?
Space is very big and full of amazing things.

Earth is our home planet. It is a planet that goes around the sun. At night, we can see the moon and many bright stars in the sky.

An astronaut travels to space in a rocket ship. Astronauts wear a space suit to stay safe. They live and work in the space station.

Astronauts have special jobs. They study the Earth and look at the stars. They are very careful when they work in space.

Vocabulary:

Earth

planet

space

star

moon

sun

astronaut

rocket

Do you know that space has no air?

Do you know that astronauts are brave?

They listen carefully and help each other. This story is about space. Space is full of wonders, and learning about it is exciting!

28

T. Aisha Aladab

Spelling & Vocabulary

Exploring Space

Rewrite the paragraph:

Do you know about space?

Space is very big and full of amazing things. Earth is our home planet. It is a planet that goes around the sun. At night, we can see the moon and many bright stars in the sky. An astronaut travels to space in a rocket ship. Astronauts wear a space suit to stay safe. They live and work in the space station. Astronauts have special jobs. They study the Earth and look at the stars. They are very careful when they work in space.

Vocabulary:

earth

planet

space

star

moon

sun

astronaut

rocket

29

T. Aisha Aladab

Spelling & Vocabulary

Read, Copy, and Learn

Read and Practice Writing the Words

earth	----------	----------	----------
planet	----------	----------	----------
space	----------	----------	----------
star	----------	----------	----------
moon	----------	----------	----------
sun	----------	----------	----------
astronaut	----------	----------	----------
rocket	----------	----------	----------

Vocabulary:

earth

planet

space

star

moon

sun

astronaut

rocket

30

T. Aisha Aladab

Spelling & Vocabulary

Vocabulary:

earth

planet

space

star

moon

sun

astronaut

rocket

Write some sentences

Read and Write the Word in a sentence

earth

planet

space

star

moon

sun

astronaut

rocket

31

T. Aisha Aladab

Spelling & Vocabulary

Exploring Space

Match each sentence to the correct picture

1	Earth is our home planet.	
2	A planet goes around the sun.	
3	Space has millions of stars.	
4	A star shines brightly in space.	
5	The moon goes around the Earth.	

Vocabulary:

earth

planet

space

star

moon

sun

astronaut

rocket

32

T. Aisha Aladab

Spelling & Vocabulary

Exploring Space

Match each sentence to the correct picture

1	The sun gives light to the Earth.	
2	Astronauts travel to space in rocket ships.	
3	Rocket ships carry astronauts to the moon.	

Vocabulary:

earth

planet

space

star

moon

sun

astronaut

rocket

33

T. Aisha Aladab

Spelling & Vocabulary

Vocabulary

Unscramble the words. Then, complete the sentences using the correct word.

aetrh _____

tenapl _____

tauonasrt _____

rats _____

oomn _____

uns _____

ecpas _____

teckor _____

Vocabulary:

earth

planet

space

star

moon

sun

astronaut

rocket

1. _____ is our home planet.
2. A _____ goes around the sun.
3. _____ is very big and full of stars.
4. A _____ shines brightly in the sky.
5. The _____ comes out at night.
6. The _____ gives light and heat to the Earth.
7. An _____ travels to space.
8. A _____ carries astronauts into space.

34

T. Aisha Aladab

Grammar & Functional Language

HFW:

very

have

when

about

Read, Copy, and Learn

Read and Practice Writing the Words

very	----------	----------	----------
have	----------	----------	----------
when	----------	----------	----------
about	----------	----------	----------

Read and Write the Word in a sentence

very

have

when

about

35

T. Aisha Aladab

Grammar & Functional Language

High Frequency words

Complete the sentences

very	have	when	about

1. Space is _____ big.
2. Astronauts _____ special jobs in space.
3. We can see the moon _____ it is night.
4. This story is _____ space.

HFW:

very

have

when

about

Fix the Sentence (HFW Edition)
Students correct the sentences using the correct high-frequency words.

1. Space is veri big..

.....

2. Astronauts hav special jobs.

.....

3. We can see stars wen it is dark.

.....

4. This book is abut space.

.....

36

T. Aisha Aladab

Grammar & Functional Language

Simple Present Tense

We use the simple present tense when we are writing about something that is repeated, is always true or is happening in a future time.

Repeated	Sara wakes up at half past seven every morning.	I walk to school.	I ride my bike every weekend.
Always or generally true	The sun sets in the west.	I speak English.	They live in a city.
Happening in a future time	The bus leaves at 9 o'clock.	The film starts at half past three.	

HFW:

very

have

when

about

Complete the sentences:

has – travel – live

1. Space _____ millions of stars.
2. Astronauts _____ to space in rocket ships.
3. Astronauts _____ in the space station.

37

T. Aisha Aladab

Grammar & Functional Language

Simple Present Tense

1 The form of the verb depends on the subject.

I you we they → **run sing laugh jump**

he she it (third person singular) → **runs sings laughs jumps**

HFW:

very

have

when

about

2 The spelling of the verb depends on the ending of the verb.
Verbs ending in:

-o, -ch, -sh, -ss, -s, -x or -z

↓

Add -es

Examples:

fix – fixes

go – goes

wish - wishes

buzz - buzzes

HFW:

very

have

when

about

Simple Present Tense

3 The spelling of the verb depends on the ending of the verb. Verbs ending in:

Consonant and -y

Remove –y and add -ies

Examples:

carry – carries

cry – cries

tidy - tidies

4 The spelling of the verb depends on the ending of the verb. Verbs ending in:

Vowel and -y

Just add -s

Examples:

say – says

play – plays

buy - buys

T. Aisha Aladab

Grammar & Functional Language

HFW:

very

have

when

about

Yes/No questions: Do you know...?

Read the sentence. Write Yes or No.

1. Do you know that space has air? □ Yes □ No
2. Do you know that astronauts travel to space? □ Yes □ No
3. Do you know that astronauts live in the space station? □ Yes □ No

Make a Question (Sentence Transformation)

Change the sentence into a question using

"Do you know that...?"

1. Space has millions of stars.

.....

2. Astronauts travel to space in rocket ships.

.....

T. Aisha Aladab

Grammar & Functional Language

HFW:

very

have

when

about

Yes/No questions: Do you know...?

Read the sentence. Write Yes or No.

1. Do you know that space has air? □ Yes □ No
2. Do you know that astronauts travel to space? □ Yes □ No
3. Do you know that astronauts live in the space station? □ Yes □ No

Compound nouns:

Compound nouns are formed from two or more other nouns. For example, paper + work = paperwork.

Match the two words to make a compound noun.

A	B
space	suit
rocket	ship
space	station
star	light

Choose the Correct Compound Noun. Circle the correct answer.

1. Astronauts live in the (space station / star light).
2. Astronauts wear a (space suit / rocket ship).
3. A (rocket ship / space suit) travels to space.

41

T. Aisha Aladab

Reading

Reading Hero

1

earth | planet | space | star | moon

sun | astonaut | very | have | when

about | rocket

2

Earth is a planet in space. The sun gives light and heat to the Earth. We can see the moon and many stars when the sky is dark. Astronauts have special jobs in space. This text is about learning very interesting facts about space.

3

Earth is our home planet, and it moves in space around the sun. The moon goes around the Earth, and many bright stars shine at night. An astronaut travels to space in a rocket. Astronauts have important jobs, and they work together when they are in space. This reading is about space and the very amazing things we can learn about it.

Reading

Read the text. Complete the sentences by choosing the correct words from the text bank. There are two words you do not need. There is one example.

Exploring Space

Our class learns about space in school. Our teacher tells us that Earth is our home planet. It moves around the sun, and it is very important for life.

We learn about a small planet that is close to the sun. It moves fast and has no air. It is the smallest planet, and it gets very hot during the day. The teacher tells us this planet is Mercury.

Later, we hear about a planet that is very big. It has many moons and strong winds. It is the biggest planet in space. The teacher tells us its name is Jupiter.

At night, we look up at the sky when it is dark. We see the moon and many bright stars. We enjoy learning about space and asking questions.

Astronauts have special jobs. An astronaut travels to space in a rocket to study planets and stars.

earth	space	moon	astronaut
planet	star	sun	rocket
very	have	when	about

Example:	Our class learns <u>about</u> space in school.
1	Earth is our home _____.
2	The smallest planet is _____.
3	The biggest planet is _____.
4	We see the moon and stars _____ it is dark.
5	Astronauts _____ special jobs.
6	An astronaut travels to space in a _____.

Reading

Read the text and answer the questions. Choose the correct answer. Choose A, B or C.

Mariam's Space Adventure

Mariam learns about space in her class. She listens carefully when her teacher talks about planets and stars. Mariam thinks space is very interesting.

One day, her teacher shows the class a picture of Earth. She explains that Earth is our home planet and that it moves around the sun. Mariam learns that we can see the moon and bright stars in the sky at night.

Later, the teacher talks about an astronaut named Hazza Al Mansoori. He is the first Emirati astronaut to travel to space. Hazza Al Mansoori flew in a rocket and worked on the space station. Mariam feels proud when she learns about him.

The class also learns about two special planets. Mercury is the smallest planet and is very close to the sun. Jupiter is the biggest planet and has many moons.

At the end of the lesson, Mariam smiles. Astronauts have special jobs, and space is full of amazing things. Mariam wants to learn more about space.

1	Mariam listens carefully when her teacher talks about _____. A. food B. space C. animals	4	Hazza Al Mansoori travelled to space in a _____. A. plane B. ship C. rocket
2	Earth is our home ____. A. moon B. planet C. star	5	The smallest planet mentioned in the text is _____. A. Earth B. Jupiter C. Mercury
3	Who is the Emirati astronaut mentioned in the text? A. Neil Armstrong B. Hazza Al Mansoori C. Yuri Gagarin	6	Why does Mariam feel proud and excited? A. She learns about an Emirati astronaut and space. B. She wants to go home early. C. She does not like the lesson.

Writing

Write complete sentences for the picture. Use the words in the circle to help you.

sun
very



space
about

Task Completion	Use of Vocabulary	Puncturation	Spelling	Handwriting	Total
/8	/8	/8	/8	/8	/40

Writing

Write complete sentences for the picture. Use the words in the circle to help you.

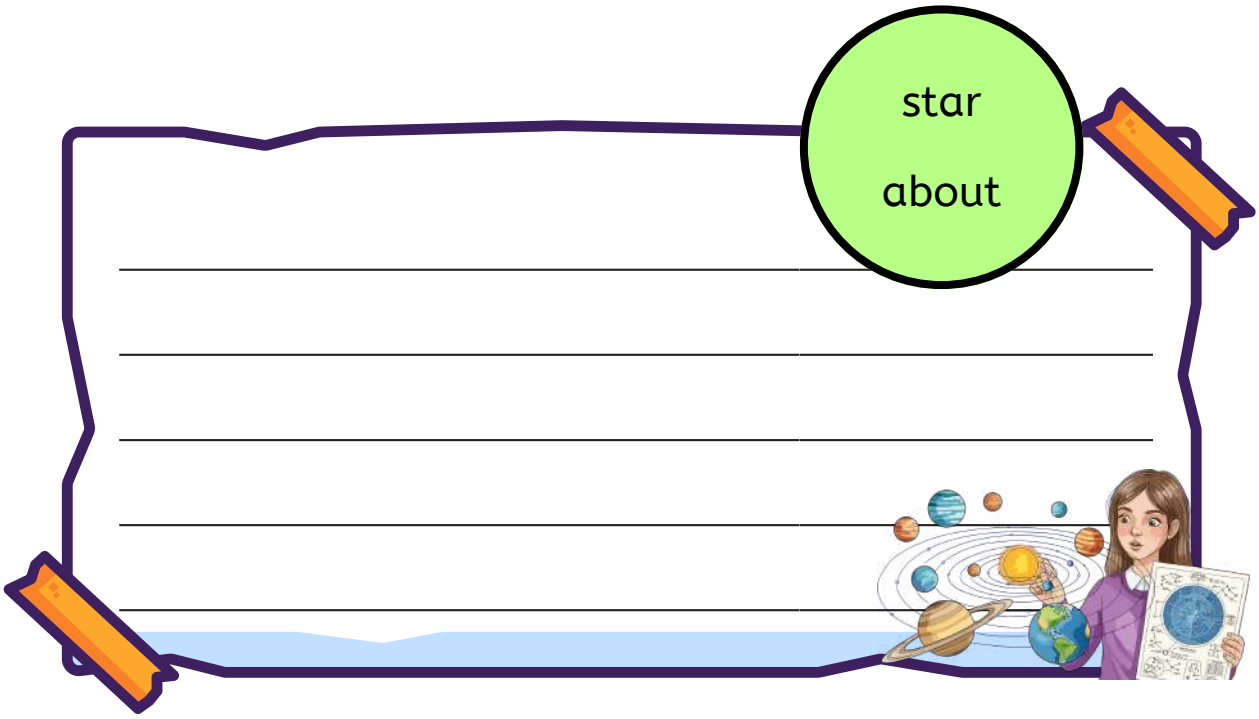



Task Completion	Use of Vocabulary	Puncturation	Spelling	Handwriting	Total
/8	/8	/8	/8	/8	/40

Writing

Write complete sentences for the picture. Use the words in the circle to help you.

moon

when

astronaut

rocket

Task Completion	Use of Vocabulary	Puncturation	Spelling	Handwriting	Total
/8	/8	/8	/8	/8	/40

47

T. Aisha Aladab

Spelling & Vocabulary

Writing

Write complete sentences for the picture. Use the words in the circle to help you.

Vocabulary:

friend

chat

message

group

meet

talk

listen

smile

space

very

planet

sun



Task Completion	Use of Vocabulary	Puncturation	Spelling	Handwriting	Total
/8	/8	/8	/8	/8	/40

Week 3: Incredible Inventions

T. Aisha Aladab

You will learn:

- Identify important inventions.
- Use new invention vocabulary correctly.
- Read and spell words with y, ph, wh, e.
- Recognise and use high-frequency words (way, say, may, away).
- Explain how inventions help people.
- Use present simple to describe purpose.
- Say and write sentences using:

_____ help us _____.

_____ help people _____.

- Participate in class discussions about inventions.
- Read short texts and identify main ideas.
- Write simple and compound sentences about inventions.

Spelling & Vocabulary

Grammar & Functional Language

Reading

Writing

T. Aisha Aladab

Spelling & Vocabulary

See It, Say It!

Read as many words as you can in 30 seconds—ready, set, go!

Vocabulary:

invention

computer

phone

machine

electricity

scientist

invention

computer

phone



electricity

machine

scientist

50

T. Aisha Aladab

Spelling & Vocabulary

Do You Know About Inventions?

Do you know about inventions?
Inventions are things people make to help us in our daily life.
A computer is an important invention.
Computers help us learn, work, and play games.
We may use a computer at school or at home.
A phone is another useful invention.
Phones help people talk to each other and share messages.
People can say many things using a phone, even from far away.
Many inventions need electricity to work.
Electricity helps machines turn on and do their jobs.

A machine can help us clean, cook, or travel in a faster way.
A scientist is a person who studies and creates new ideas.
Scientists invent things to help people live better lives.
This reading is about inventions and how they help us.
Inventions make our life easier and smarter every day.

Vocabulary:

invention
computer
phone
machine
electricity
scientist

51

T. Aisha Aladab

Do You Know About Inventions?

Spelling & Vocabulary

Rewrite the paragraph:

A machine can help us clean, cook, or travel in a faster way.
A scientist is a person who studies and creates new ideas.
Scientists invent things to help people live better lives.
This reading is about inventions and how they help us.
Inventions make our life easier and smarter every day.

Vocabulary:

invention
computer
phone
machine
electricity
scientist

T. Aisha Aladab

Spelling & Vocabulary

Read, Copy, and Learn

Read and Practice Writing the Words

invention	----------	----------	----------
computer	----------	----------	----------
phone	----------	----------	----------
machine	----------	----------	----------
electricity	----------	----------	----------
scientist	----------	----------	----------

Vocabulary:

invention

computer

phone

machine

electricity

scientist

T. Aisha Aladab

Spelling & Vocabulary

Write some sentences

Read and Write the Word in a sentence

Vocabulary:

invention

computer

phone

machine

electricity

scientist

invention

computer

phone

machine

electricity

scientist

54

T. Aisha Aladab

Spelling & Vocabulary

Incredible Inventions

Match each sentence to the correct picture

1	An invention is something people make to help us.	
2	A computer helps us learn and do homework.	
3	A phone helps people talk to each other.	
4	A machine helps us do work more easily.	
5	Electricity helps machines work.	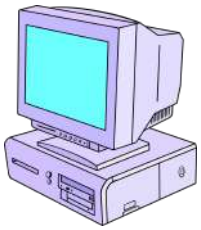
6	A scientist studies and creates new ideas.	

Vocabulary:

invention

computer

phone

machine

electricity

scientist

T. Aisha Aladab

Spelling & Vocabulary

Vocabulary

Unscramble the words. Then, complete the sentences using the correct word.

noitnevni	retupmoc	enoph
_____	_____	_____

enihcam	yticirtcele	tsitneics
_____	_____	_____

Vocabulary:

invention

computer

phone

machine

electricity

scientist

1. .....help us learn.
2. .....help people talk.
3. .....help us do work.
4. Machines need .....to work.
5. A .....creates new ideas.
6. An ..... helps people in daily life.

56

T. Aisha Aladab

Grammar & Functional Language

Read, Copy, and Learn

Read and Practice Writing the Words

way	----------	----------	----------
say	----------	----------	----------
may	----------	----------	----------
away	----------	----------	----------

HFW:

way

say

may

away

Read and Write the Word in a sentence

way

say

may

away

57

T. Aisha Aladab

Grammar & Functional Language

High Frequency words

Complete the sentences

way | may | say | away

1. Computers help us learn in a better _____.
2. We _____ use a computer at school.
3. People can _____ many things using a phone.
4. We can talk to people who are far _____.

HFW:

way

say

may

away

Fix the Sentence (HFW Edition)
Students correct the sentences using the correct high-frequency words.

1. Computers help us learn in a better wai.

_____

1. We mai use a computer at school.

_____

1. People can sae messages on the phone.

_____

1. We can talk to people who are far awei.

_____

T. Aisha Aladab

Grammar & Functional Language

Present Simple

We use the present simple to talk about what things do and how they help people.

sentence Pattern

HFW:

way

say

may

away

Pattern 1

_____ help us _____ and _____.

Use this to say TWO things.

Example: Computers help us play games and do homework.

Pattern 2

_____ help people _____.

Use this to say how something helps people.

Example: Phones help people call their friends.

Pattern 3

_____ help us _____.

Use this to say ONE thing.

Example: Cars help us travel from place to place.

Lights help people see at night.

59

T. Aisha Aladab

Grammar & Functional Language

Simple Present Tense

Important Rules

- ✅ Use help (not helped)
- ✅ Use present simple
- ✅ Use a verb after “help us / help people”

Remember
We use this grammar to explain how inventions help us in daily life.

HFW:

way

say

may

away

Complete the sentences:

help – help us – help people – play – call – travel – see – work

1. Computers _____ us learn and _____ games.
2. Phones _____ people _____ their friends.
3. Cars _____ us _____ from place to place.
4. Lights _____ people _____ at night.
5. Machines _____ us _____ more easily.
6. Electricity helps machines _____.

T. Aisha Aladab

Reading Hero

1

invention computer machine phone electricity

scientist way say may away

about rocket

2

Inventions help us every day. A computer helps us learn. A phone helps people talk. Machines use electricity to work. This text is about inventions.

3

An invention is something people make to help us. A computer helps us learn and play in a fun way. A phone helps people talk to family who are far away. Many machines need electricity to work. This reading is about how inventions help people.

Reading

Read the text. Complete the sentences by choosing the correct words from the text bank. There are two words you do not need. There is one example.

Exploring Space

Our class learns about inventions in school. Inventions are things people make to help us in daily life.
We learn about a computer. A computer helps us learn and do homework in a better way. We may use a computer at school or at home.
We also learn about a phone. Phones help people talk and say important things, even when they are far away.
Many machines need electricity to work. Electricity helps machines do their jobs every day.
A scientist creates new inventions to help people live better lives.

invention	**computer**	**phone**	**machine**
electricity	**scientist**	**way**	**say**
may	**away**	**about**	**help**

Example:	Our class learns <u>about</u> inventions in school.
1	A _____ helps us learn and do homework.
2	We _____ use a computer at school.
3	Phones help people _____ important things.
4	Machines need _____ to work.
5	A _____ creates new inventions.
6	Phones help people talk when they are far _____.

Reading

Read the text and answer the questions. Choose the correct answer. Choose A, B or C.

Mariam and Amazing Inventions

Mariam learns about inventions in her class. She listens carefully when her teacher explains how inventions help people. Mariam thinks learning about inventions is very interesting.
One day, the teacher talks about an important invention called a computer. A computer helps us learn and do homework in a better way. Mariam may use a computer at school or at home.
Later, the class learns about a phone. Phones help people talk and say important things, even when they are far away. Mariam thinks phones are very useful.
The teacher also explains that many machines need electricity to work. Electricity helps machines do their jobs every day. Without electricity, machines cannot work.
At the end of the lesson, Mariam learns about a scientist. A scientist creates new inventions to help people live better lives. Mariam smiles because she wants to learn more about inventions.

1	Mariam learns about _____ in her class. A. animals B. inventions C. space	4	Phones help people _____ important things. A. say B. way C. help
2	What helps us learn and do homework? A. a phone B. a machine C. a computer	5	What do machines need to work? A. water B. electricity C. air
3	We ____ use a computer at school or at home. A. away B. say C. may	6	Who creates new inventions to help people? A. a teacher B. a scientist C. a student

T. Aisha Aladab

Writing

Writing

Write complete sentences for the picture. Use the words in the circle to help you.

computer

way

phone

say

Task Completion	Use of Vocabulary	Puncturation	Spelling	Handwriting	Total
/8	/8	/8	/8	/8	/40

T. Aisha Aladab

Writing

Writing

Write complete sentences for the picture. Use the words in the circle to help you.

machine

electricity

scientist

invention

Task Completion	Use of Vocabulary	Puncturation	Spelling	Handwriting	Total
/8	/8	/8	/8	/8	/40

T. Aisha Aladab

Writing

Writing

Write complete sentences for the picture. Use the words in the circle to help you.

help us

machine



scientist

help

Task Completion	Use of Vocabulary	Puncturation	Spelling	Handwriting	Total
/8	/8	/8	/8	/8	/40

T. Aisha Aladab

Writing

Writing

Write complete sentences for the picture. Use the words in the circle to help you.

space

very

planet

sun



Task Completion	Use of Vocabulary	Puncturation	Spelling	Handwriting	Total
/8	/8	/8	/8	/8	/40

Week 4: Amazing Structures

T. Aisha Aladab

You will learn:

- Learn about famous buildings and monuments around the world
- Explore where, when, and how structures were built
- Use past simple tense to talk about historical events and constructions
- Identify materials used in building structures (metal, glass, stone)
- Recognise and use compound words, numbers, and contractions
- Apply past simple verbs (regular and selected irregular forms) in speaking and writing
- Read informational texts and identify main ideas and supporting details
- Write short informative texts describing structures using facts

Spelling & Vocabulary

Grammar & Functional Language

Reading

Writing

T. Aisha Aladab

Spelling & Vocabulary

See It, Say It!

Read as many words as you can in 30 seconds—ready, set, go!



tower

skyscraper

pyramids

design



build



metal



glass

stone

Vocabulary:

tower

skyscraper

pyramids

design

build

metal

glass

stone

T. Aisha Aladab

Spelling & Vocabulary

Amazing Structures

Amazing Structures Around the World

Last week, Saif and his class learned about amazing structures around the world. Their teacher showed them pictures of a tall tower, a modern skyscraper, and the old pyramids. Saif was excited because they're very famous buildings.

The teacher explained that people built the pyramids long ago. They used stone to make them strong. There were no machines like today, but the structures were still very strong. Saif learned that people made these buildings with hard work.

Next, the class learned about modern buildings. A skyscraper is a very tall building. People use metal and glass to build skyscrapers. There are many modern buildings in big cities, and they're very strong too. Saif also learned about a long bridge. People built the bridge to help cars travel safely. The bridge was made of metal, and there were lights on it at night.

At the end of the lesson, Saif shared their ideas with his classmates. He learned that old and modern structures are both important. Saif thinks structures are amazing, and he wants to learn more about how people build them.

Vocabulary:

tower

skyscraper

pyramids

design

build

metal

glass

stone

T. Aisha Aladab

Amazing Structures

Spelling & Vocabulary

Rewrite the paragraph:

Amazing Structures Around the World

Last week, Saif and his class learned about amazing structures around the world. Their teacher showed them pictures of a tall tower, a modern skyscraper, and the old pyramids. Saif was excited because they're very famous buildings.

The teacher explained that people built the pyramids long ago. They used stone to make them strong. There were no machines like today, but the structures were still very strong. Saif learned that people made these buildings with hard work.

Vocabulary:

tower

skyscraper

pyramids

design

build

metal

glass

stone

T. Aisha Aladab

Spelling & Vocabulary

Read, Copy, and Learn

Read and Practice Writing the Words

tower	----------	----------	----------
skyscraper	----------	----------	----------
pyramids	----------	----------	----------
design	----------	----------	----------
build	----------	----------	----------
metal	----------	----------	----------
glass	----------	----------	----------
stone	----------	----------	----------

Vocabulary:

tower

skyscraper

pyramids

design

build

metal

glass

stone

T. Aisha Aladab

Spelling & Vocabulary

Write some sentences

Read and Write the Word in a sentence

Vocabulary:

tower
skyscraper
pyramids
design
build
metal
glass
stone

tower

skyscraper

pyramids

design

build

metal

glass

stone

T. Aisha Aladab

Spelling & Vocabulary

Amazing Structures

Match each sentence to the correct picture

1	People built the pyramids long ago, and they used stone to make them strong.	
2	A skyscraper is a very tall building made of glass and metal.	
3	People built a bridge to help cars travel safely.	
4	There are many modern buildings in big cities, and they're very strong.	
5	Long ago, there were no modern machines, but people still built strong structures.	

Vocabulary:

tower

skyscraper

pyramids

design

build

metal

glass

stone

T. Aisha Aladab

Spelling & Vocabulary

Vocabulary

Unscramble the words. Then, complete the sentences using the correct word.

rewot _____

repaksrycs _____

sdymirap _____

ngised _____

dliub _____

latem _____

ssalg _____

enots _____

Vocabulary:

tower

skyscraper

pyramids

design

build

metal

glass

stone

1. The _____ are very old structures in Egypt.
2. People use _____ to make buildings strong.
3. A _____ is a very tall building in a big city.
4. People use _____ in windows of modern buildings.
5. A _____ is tall and can be seen from far away.
6. People _____ bridges and buildings to help others.
7. Architects _____ buildings before they build them.
8. The pyramids were made of _____.

T. Aisha Aladab

Grammar & Functional Language

Read, Copy, and Learn

Read and Practice Writing the Words

there	----------	----------	----------
their	----------	----------	----------
they're	----------	----------	----------
were	----------	----------	----------

HFW:

there

their

they're

were

Read and Write the Word in a sentence

there

their

they're

were

T. Aisha Aladab

Grammar & Functional Language

High Frequency words

Complete the sentences

there | their | they're | were

1. _____ are many famous buildings around the world.
2. The students shared _____ ideas about the structures.
3. The pyramids _____ built long ago.
4. _____ very old and strong buildings.
5. People used tools, but _____ no machines in the past.
6. The children are proud because _____ project is finished.

HFW:

there

their

they're

were

Fix the Sentence (HFW Edition)

Students correct the sentences using the correct high-frequency words.

1. Their are many famous structures around the world.

.....

2. The workers shared there tools to build the tower.

.....

3. The pyramids where built long ago.

.....

4. Theyre very old and strong buildings.

.....

T. Aisha Aladab

Grammar & Functional Language

Past simple

We use the past simple to talk about things that happened in the past.
In this unit, we use it to explain how structures were built long ago.

Regular Verbs (add –ed)	Irregular Verbs (change form)
Regular verbs add –ed to talk about the past.	Irregular verbs do not add –ed. They change their spelling.
Examples: use → used design → designed work → worked	Examples: build → built make → made are → were
Rule: verb + ed = past simple	Rule: the verb changes

HFW:

there

their

they're

were

★ Remember

Regular verbs → add –ed

Irregular verbs → change form

We use the past simple to talk about the past

T. Aisha Aladab

Past simple

Use the correct past simple verb.

built – used – made – were – designed

1. People _____ the pyramids long ago.
2. They _____ stone to build strong structures.
3. There _____ no modern machines in the past.
4. People _____ tall towers with hard work.
5. Architects _____ the building carefully.

HFW:

there

their

they're

were

Choose the Correct Verb

1. People (build / built) the bridge many years ago.
2. They (use / used) metal and glass to build skyscrapers.
3. There (are / were) no machines long ago.
4. People (make / made) strong buildings in the past.

Rewrite the sentence in the past.

1. People build the tower.

People _____ the tower.

2. They use stone to build structures.

They _____ stone to build structures.

3. There are no machines.

There _____ no machines.

T. Aisha Aladab

Reading

Reading Hero

1

tower | skyscraper | pyramids | design | build

metal | glass | stone | there | they're

their | were

2

Long ago, people built the pyramids. They used stone to make them strong. There were no machines in the past. A tower is a tall building.

People build towers to see far away. Today, people build a skyscraper. They use metal and glass. They're very tall buildings.

3

Long ago, people built the pyramids in Egypt. They used stone, and there were no modern machines. The pyramids were strong and are still famous today. A tower is a tall structure. People designed towers carefully before they built them. Today, people build modern skyscrapers. They use metal and glass to make strong buildings. They're very tall, and there are many in big cities.

Reading

Read the text. Complete the sentences by choosing the correct words from the text bank. There are two words you do not need. There is one example.

Amazing Structures

Our class learns about amazing structures in school. The teacher shows us pictures of old and modern buildings.
Long ago, people built the pyramids. They used stone, and there were no machines in the past. The pyramids were strong and are still famous today.
We also learn about a tall tower. A tower is a tall structure that people designed carefully. People built towers to watch and protect cities.
Today, people build modern skyscrapers. They use metal and glass to make tall buildings. They're very strong, and there are many in big cities.
At the end of the lesson, students share their ideas. We learn that old and modern structures are both important.

tower	skyscraper	pyramids	bridge
stone	metal	glass	structure
built	were	there	their

Example:	Our class learns about amazing structures in school.
1	People _____ the pyramids long ago.
2	The pyramids were made of _____.
3	A _____ is a very tall modern building.
4	People use _____ and glass to build skyscrapers.
5	_____ were no machines in the past.
6	Students shared _____ ideas at the end of the lesson.

Reading

Read the text and answer the questions. Choose the correct answer. Choose A, B or C.

Muna's Amazing Structures Lesson

Muna learns about amazing structures in her class. She listens carefully when her teacher talks about old and modern buildings. Muna thinks the lesson is very interesting.

One day, the teacher shows the class pictures of the pyramids. She explains that people built the pyramids long ago. They used stone, and there were no machines in the past. The pyramids were very strong.

Later, the teacher talks about modern buildings. A skyscraper is a very tall building. People use metal and glass to build skyscrapers. They're strong buildings, and there are many in big cities.

At the end of the lesson, the students share their ideas. Muna feels proud because she learned about structures from the past and today.

1	Muna listens carefully when her teacher talks about _____. A. animals B. structures C. food	4	A skyscraper is a very _____ building. A. old B. tall C. small
2	What did people build long ago? A. skyscrapers B. bridges C. pyramids	5	Which word shows the past in the sentence: "There were no machines in the past." A. there B. were C. machines
3	What were the pyramids made of? A. glass B. metal C. stone	6	Why does Muna feel proud at the end of the lesson? A. She learned about old and modern structures. B. She wants to go home early. C. She does not like the lesson.

Writing

Write complete sentences for the picture. Use the words in the circle to help you.

pyramids
stone

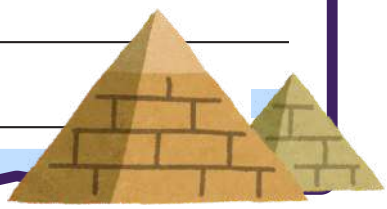

skyscraper
tall



Task Completion	Use of Vocabulary	Puncturation	Spelling	Handwriting	Total
/8	/8	/8	/8	/8	/40

T. Aisha Aladab

Writing

Write complete sentences for the picture. Use the words in the circle to help you.

tower

build



metal

glass



Task Completion	Use of Vocabulary	Puncturation	Spelling	Handwriting	Total
/8	/8	/8	/8	/8	/40

Writing

Write complete sentences for the picture. Use the words in the circle to help you.

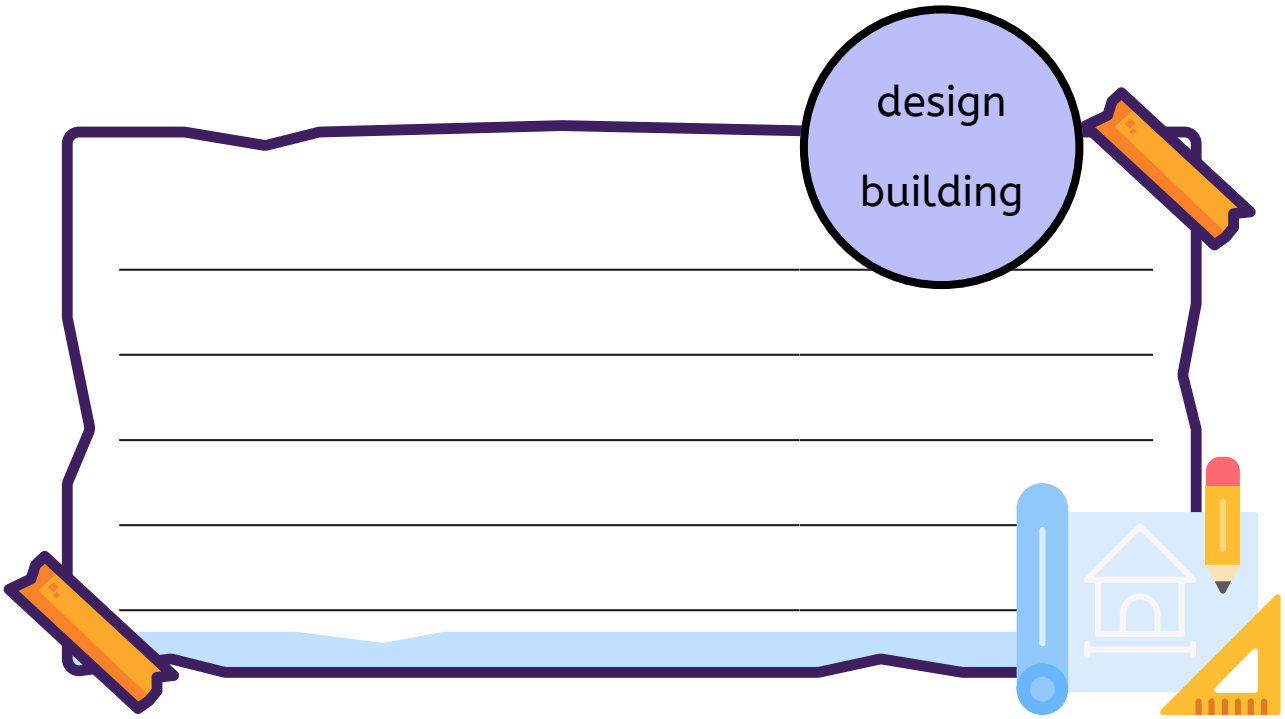

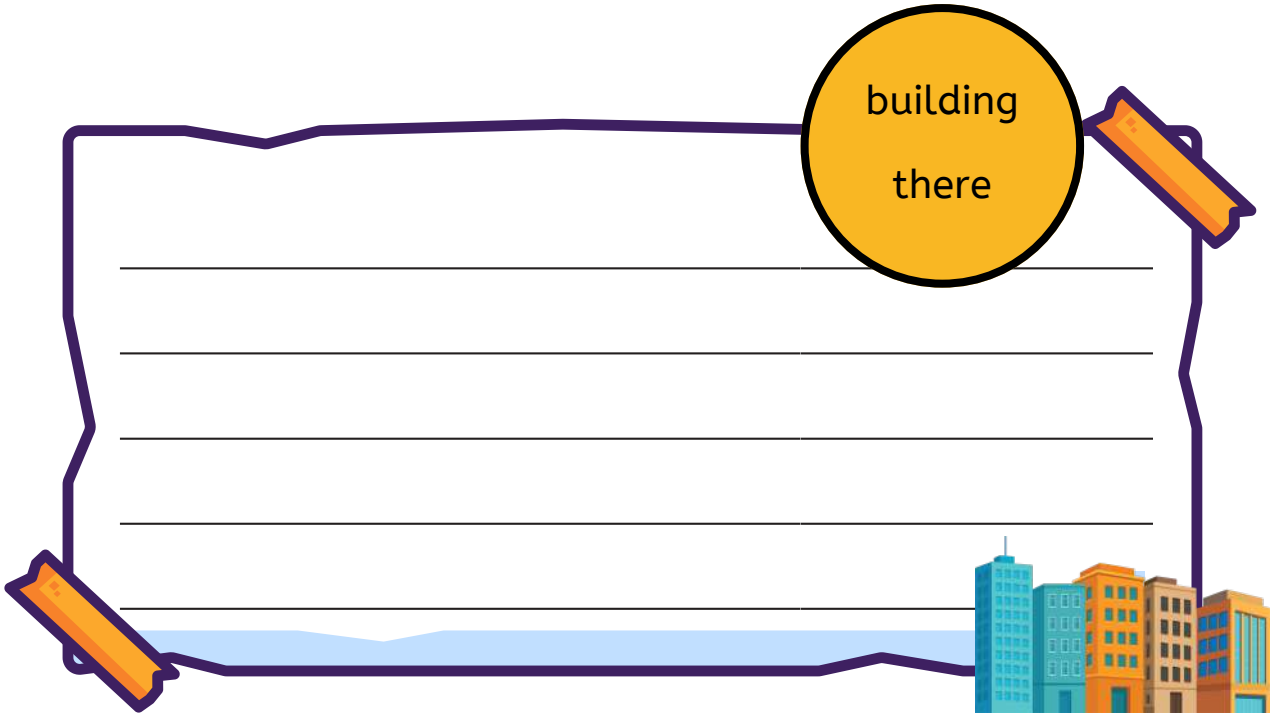

Task Completion	Use of Vocabulary	Puncturation	Spelling	Handwriting	Total
/8	/8	/8	/8	/8	/40

Week 5: Machines: Then and Now

T. Aisha Aladab

You will learn:

- Identify machines used in the past and the present.
- Describe how machines help people in daily life.
- Compare old machines and modern machines using simple language.
- Use present simple to explain what machines do.
- Use past simple to talk about machines used long ago.
- Read informational texts about machines and understand:
- main ideas
- key details
- Write clear sentences explaining:
- how machines help people
- how life was different before machines
- Use new vocabulary and high-frequency words correctly in context.

Spelling & Vocabulary

Grammar & Functional Language

Reading

Writing

T. Aisha Aladab

Spelling & Vocabulary

See It, Say It!

Read as many words as you can in 30 seconds—ready, set, go!



robot

computer

smartphone

camera

drone

tablet

smartwatch

Vocabulary:

robot

computer

smartphone

camera

drone

tablet

smartwatch

T. Aisha Aladab

Spelling & Vocabulary

Machines: Then and Now

Long ago, people used simple machines to help them work. There were no computers or phones in the past. People worked by hand, and life was slower than it is today.

In the past, people used simple tools to make food and clothes. Machines helped them, but they were small and slow. People had more work to do every day.

Today, machines help people in many ways. A computer helps us learn and work faster. A phone helps people talk to other people who are far away. Many machines use electricity to work.

Modern machines are faster than old machines. Some machines are the most helpful tools in our daily life. They help people save time and do work easily.

Machines changed how people live. Long ago, life was hard, but today it is easier because machines help us every day.

Vocabulary:

robot

computer

smartphone

camera

drone

tablet

smartwatch

T. Aisha Aladab

Spelling & Vocabulary

Machines: Then and Now

Rewrite the paragraph:

Long ago, people used simple machines to help them work. There were no computers or phones in the past. People worked by hand, and life was slower than it is today.

In the past, people used simple tools to make food and clothes. Machines helped them, but they were small and slow. People had more work to do every day.

Vocabulary:

robot

computer

smartphone

camera

drone

tablet

smartwatch

T. Aisha Aladab

Spelling & Vocabulary

Read, Copy, and Learn

Read and Practice Writing the Words

robot	----------	----------	----------
computer	----------	----------	----------
smartphone	----------	----------	----------
camera	----------	----------	----------
drone	----------	----------	----------
tablet	----------	----------	----------
smartwatch	----------	----------	----------

Vocabulary:

robot

computer

smartphone

camera

drone

tablet

smartwatch

T. Aisha Aladab

Spelling & Vocabulary

Write some sentences

Read and Write the Word in a sentence

Vocabulary:

robot

computer

smartphone

camera

drone

tablet

smartwatch

robot

computer

smartphone

camera

drone

tablet

smartwatch

91

T. Aisha Aladab

Spelling & Vocabulary

Machines: Then and Now

Match each sentence to the correct picture

1	Long ago, people used simple machines to work.	
2	A computer helps us learn and work faster today.	
3	A phone helps people talk to other people far away.	
4	There were no machines using electricity in the past.	
5	Modern machines use electricity to help people every day.	

Vocabulary:

robot

computer

smartphone

camera

drone

tablet

smartwatch

T. Aisha Aladab

Spelling & Vocabulary

Vocabulary

Unscramble the words. Then, complete the sentences using the correct word.

tobor _____

retupmoc _____

enohptrams _____

mareca _____

enord _____

telbat _____

hctawtrams _____

Vocabulary:

robot

computer

smartphone

camera

drone

tablet

smartwatch

1. A _____ can take photos and videos.
2. A _____ helps people make calls and send messages.
3. A _____ helps students learn and do homework.
4. A _____ can fly in the sky and take pictures from above.
5. A _____ can do jobs and help people work.
6. A _____ is useful for reading and watching videos.
7. A _____ can show the time and count steps.

T. Aisha Aladab

Read, Copy, and Learn

Read and Practice Writing the Words

more	----------	----------	----------
most	----------	----------	----------
than	----------	----------	----------
other	----------	----------	----------

HFW:

more

most

than

other

Read and Write the Word in a sentence

more

most

than

other

T. Aisha Aladab

Grammar & Functional Language

High Frequency words

Complete the sentences

more	most	than	other

1. Modern machines are faster _____ old machines.
2. A computer can do _____ work than simple tools.
3. The computer is the _____ useful machine in the class.
4. Robots help people with _____ jobs today.
5. Tablets are different from _____ machines.
6. People have _____ time to work when they use machines.
7. The smartphone is smaller _____ a computer.
8. Cameras are used for photos, but _____ machines do different jobs.

HFW:

more

most

than

other

Fix the Sentence (HFW Edition)

Students correct the sentences using the correct high-frequency words.

1. Modern machines are faster then old machines.

.....

2. A computer can do most work than simple tools.

.....

3. The robot is the more useful machine in the factory.

.....

4. Tablets are different from others machines.

.....

T. Aisha Aladab

Grammar & Functional Language

Present Simple (What machines do)

We use the present simple to talk about facts and what machines help us do.

Structure:

Subject + help(s) + object + verb

Examples:

1. Machines help people work faster.
2. A computer helps us find information.
3. Phones help people talk to others.

HFW:

more

most

than

other

Complete the sentences using the correct verb.

(help / helps)

1. Machines _____ people work faster.
2. A computer _____ us find information.
3. Phones _____ people talk to others.
4. A robot _____ people do hard jobs.

T. Aisha Aladab

Past Simple (Machines in the past)

We use the past simple to talk about machines long ago.

key verbs:

use → used

work → worked

are → were

HFW:

more

most

than

other

Examples:

1. People used simple machines long ago.
2. There were no smartphones in the past.
3. Machines worked slowly before electricity.

Use the correct past simple verb.

used – worked – were

1. People _____ simple machines long ago.
2. Machines _____ slowly in the past.
3. There _____ no smartphones before.

T. Aisha Aladab

Comparatives (Then vs Now)

We use comparatives to compare old and modern machines.

Structure:

adjective + than

Examples:

1. Modern machines are faster than old machines.
2. Life today is easier than life in the past.

HFW:

more

most

than

other

★ Remember

Present simple → facts

Past simple → long ago

Comparatives → then vs now

Circle the correct answer.

1. Modern machines are (fast / faster) than old machines.
2. Life today is (easy / easier) than life long ago.
3. Computers are (smart / smarter) than old tools.

T. Aisha Aladab

Reading Hero

1

more | most | than | other | robot | computer | camera | drone | tablet | smartphone | smartwatch

2

Machines help people every day. A computer helps us learn, and a tablet helps us read and watch videos. A smartphone helps people talk to other people. A robot helps people do work. A camera takes photos, a smartwatch shows the time, and a drone can fly in the sky. Machines help us do more work than before.

3

Machines help people in many ways today. A computer helps students learn and find information. A tablet is lighter than a computer and easy to carry. A smartphone helps people talk to other people far away. A robot helps people do hard jobs. A camera is used to take photos and videos, and a smartwatch shows the time and counts steps. A drone can fly higher than most birds. Today, people use more machines than in the past.

Reading

Read the text. Complete the sentences by choosing the correct words from the text bank. There are two words you do not need. There is one example.

Machines: Then and Now

Our class learns about machines in school. Our teacher explains that machines help people do work more easily. In the past, people used simple tools, but today we use many modern machines.

A computer helps us learn and find information. A tablet is smaller than a computer and easy to carry. A smartphone helps people talk to other people far away.

Some machines do special jobs. A robot helps people do hard work. A camera is used to take photos, and a smartwatch shows the time. A drone can fly higher than most machines.

Today, people use more machines than in the past, and machines help make life easier.

robot	computer	camera	drone
tablet	smartphone	smartwatch	more
most	than	other	past

Example:	Our class learns about machines in school.
1	A _____ helps us learn and find information.
2	A tablet is smaller _____ a computer.
3	A _____ helps people talk to other people far away.
4	A _____ helps people do hard work.
5	A _____ can fly higher than most machines.
6	Today, people use _____ machines than in the past.

100

T. Aisha Aladab

Reading

Reading

Read the text and answer the questions. Choose the correct answer. Choose A, B or C.

Ali's Machines Lesson

Ali learns about machines in his class. He listens carefully when his teacher talks about machines used in the past and machines used today. Ali thinks the lesson is very interesting.

One day, the teacher shows the class pictures of old machines. She explains that people used simple tools long ago. There were no computers or smartphones in the past, and work was slower than today.

Later, the teacher talks about modern machines. A computer helps students learn, and a tablet is smaller than a computer and easy to carry. A smartphone helps people talk to other people far away.

The class also learns about special machines. A robot helps people do hard jobs. A camera is used to take photos, and a smartwatch shows the time. A drone can fly higher than most machines.

At the end of the lesson, Ali smiles. He learns that people use more machines today, and machines help make life easier.

1	Ali listens carefully when his teacher talks about _____. A. animals B. machines C. food	4	A tablet is smaller _____ a computer. A. more B. most C. than
2	What did people use long ago? A. smartphones B. computers C. simple tools	5	Which machine can fly high in the sky? A. robot B. drone C. smartwatch
3	Which machine helps students learn? A. camera B. computer C. drone	6	1. Why does Ali smile at the end of the lesson? 2. A. He learns how machines help people today. 3. B. He wants to go home early. 4. C. He does not like the lesson.

101

T. Aisha Aladab

Writing

Writing

Write complete sentences for the picture. Use the words in the circle to help you.

computer

learn

smartphone

other

Task Completion	Use of Vocabulary	Puncturation	Spelling	Handwriting	Total
/8	/8	/8	/8	/8	/40

T. Aisha Aladab

Spelling & Vocabulary

Writing

Write complete sentences for the picture. Use the words in the circle to help you.

robot

help

camera

photos

Vocabulary:

hospital

mosque

market

school

park

fire station

museum

library

Task Completion	Use of Vocabulary	Puncturation	Spelling	Handwriting	Total
/8	/8	/8	/8	/8	/40

T. Aisha Aladab

Spelling & Vocabulary

Writing

Write complete sentences for the picture. Use the words in the circle to help you.

drone

sky

tablet

read

Vocabulary:

hospital

mosque

market

school

park

fire station

museum

library

Task Completion	Use of Vocabulary	Puncturation	Spelling	Handwriting	Total
/8	/8	/8	/8	/8	/40

T. Aisha Aladab

Spelling & Vocabulary

Writing

Write complete sentences for the picture. Use the words in the circle to help you.

smartwatch

time



drone

camera

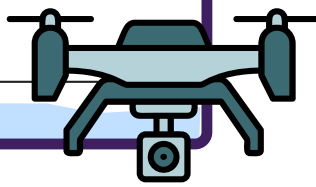

Vocabulary:

hospital

mosque

market

school

park

fire station

museum

library

Task Completion	Use of Vocabulary	Puncturation	Spelling	Handwriting	Total
/8	/8	/8	/8	/8	/40

Week 6: Amazing People

T. Aisha Aladab

You will learn:

- Recognise spelling patterns to decode and spell new vocabulary and apply high-frequency words with multiple meanings correctly in context.
- Participate actively in discussions by asking relevant follow-up questions and responding appropriately to others' ideas.
- Summarise the main ideas from a group discussion using clear and complete sentences.
- Demonstrate reading comprehension by answering literal, inferential, and evaluative questions using evidence from the text and determining the meaning of unfamiliar words through context clues.
- Plan and write an informative text, organising ideas clearly and using facts and explanations related to a familiar topic.

Spelling & Vocabulary

Grammar & Functional Language

Reading

Writing

T. Aisha Aladab

Spelling & Vocabulary

See It, Say It!

Read as many words as you can in 30 seconds—ready, set, go!

Vocabulary:

invent

inventor

science

scientist

explore

explorer

discover



invent

inventor

science

scientist

explore

explorer

discover

Spelling & Vocabulary

Amazing People

Do you know that great people can change the world? In our class, we learn about an inventor, a scientist, and an explorer. We ask Who questions to find information about their achievements. Sometimes, the answer is hidden behind a small idea that becomes something big. Who invented the lightbulb? The inventor invented it to help people see at night. Many inventors invent new things to make life easier. We learn that an inventor does not give up, even when it is hard.

Who studied science to help sick people? Marie Curie was a scientist. She studied science because she wanted to help others. She was kind and worked carefully. Her work helped doctors and helped people feel better.

Who explored the ocean to discover new places? Ahmed bin Majid was an explorer. He travelled across the ocean to discover new places and help sailors. He did not stay behind; he explored the world and learnt from his journeys.

At the end of the lesson, we talk together and share what we find. We learn that inventors, scientists, and explorers are great people, and their work helps everyone.

Vocabulary:

invent

inventor

science

scientist

explore

explorer

discover

T. Aisha Aladab

Spelling & Vocabulary

Amazing People

Rewrite the paragraph:

Do you know that great people can change the world? In our class, we learn about an inventor, a scientist, and an explorer. We ask Who questions to find information about their achievements. Sometimes, the answer is hidden behind a small idea that becomes something big.

Who invented the lightbulb? The inventor invented it to help people see at night. Many inventors invent new things to make life easier.

Vocabulary:

invent

inventor

science

scientist

explore

explorer

discover

T. Aisha Aladab

Spelling & Vocabulary

Read, Copy, and Learn

Read and Practice Writing the Words

invent	----------	----------	----------
inventor	----------	----------	----------
science	----------	----------	----------
scientist	----------	----------	----------
explore	----------	----------	----------
explorer	----------	----------	----------
discover	----------	----------	----------

Vocabulary:

invent

inventor

science

scientist

explore

explorer

discover

110

T. Aisha Aladab

Spelling & Vocabulary

Write some sentences

Read and Write the Word in a sentence

Vocabulary:

invent

inventor

science

scientist

explore

explorer

discover

invent

inventor

science

scientist

explore

explorer

discover

111

T. Aisha Aladab

Spelling & Vocabulary

Exploring Space

Match each sentence to the correct picture

1	A person who studies science and does experiments.	
2	To find something new for the first time.	
3	A person who travels to new places to learn about them.	
4	To make something new that did not exist before.	
5	A person who invents new things.	
6	A subject that helps us learn about the world.	

Vocabulary:

invent

inventor

science

scientist

explore

explorer

discover

112

T. Aisha Aladab

Grammar & Functional Language

Read, Copy, and Learn

Read and Practice Writing the Words

great	----------	----------	----------
find	----------	----------	----------
kind	----------	----------	----------
behind	----------	----------	----------

HFW:

great

find

kind

behind

Read and Write the Word in a sentence

great

find

kind

behind

113

T. Aisha Aladab

Grammar & Functional Language

High Frequency words

Complete the sentences

great | find | kind | behind

1. The robot did a _____ job helping people.
2. We can _____ information using a computer.
3. The teacher is very _____ to the students.
4. The drone is flying _____ the building.
5. It is _____ to help others in need.
6. The tablet is a _____ tool for learning.

HFW:

great

find

kind

behind

Fix the Sentence (HFW Edition)

Students correct the sentences using the correct high-frequency words.

1. The robot is grete at helping people.

.....

2. We can fined the answer on the tablet.

.....

3. The boy was kynd to his friend.

.....

4. The camera is behined the box.

.....

5. Helping others is a grete thing to do.

.....

114

T. Aisha Aladab

Grammar & Functional Language

Wh-Questions in the Past Simple

What are Wh-Questions?

We use Who / What / Where to ask about things that happened in the past.

Sentence Structure

Wh-word + did + subject + base verb ?

HFW:

great

find

kind

behind

Examples

1. Who did invent the light bulb?
2. What did the scientist discover?
3. Where did the explorer travel?

📌 Remember:
After did, the verb stays in the base form.

Answering the Question

Use the past simple in the answer.

1. Thomas Edison invented the light bulb.
2. The scientist discovered new ideas.
3. The explorer travelled to new places.

⭐ Key Rules

- Use did in the question
- Use the base verb after did
- Use past simple in the answer

115

T. Aisha Aladab

Grammar & Functional Language

Wh-Questions in the Past Simple

Use Who / What / Where and the verb in brackets.

1. _____ did the inventor _____ the machine? (invent)
2. _____ did the scientist _____ in the lab? (discover)
3. _____ did the explorer _____ to? (travel)
4. _____ did the scientist _____ science? (study)
5. _____ did the explorer _____ new places? (explore)

HFW:

great

find

kind

behind

Match each question with the correct answer.

Questions	Answers
Who did invent the light bulb?	He discovered new ideas.
What did the scientist discover?	He travelled to new places.
Where did the explorer travel?	Thomas Edison invented it.

Read and answer using the past simple.

1. Who did invent the computer?

_____

2. What did the scientist discover?

_____

3. Where did the explorer travel?

_____

T. Aisha Aladab

Reading

Reading Hero

1

great | find | behind | kind | inventor
invent | scientist | science | explore | explorer
discover

2

Long ago, people learned from science. A scientist studies science to help others. One great scientist wanted to discover new ideas. He was kind and worked hard.

An inventor likes to invent new things. The inventor invented a machine to help people. We can find many inventions today.

An explorer likes to explore new places. The explorer travelled to new lands. He did not stay behind. He explored the world.

3

Many great people changed the world long ago. A scientist studies science to learn how things work. One scientist wanted to discover new ideas to help people. He was kind and shared his knowledge. An inventor likes to invent new machines. The inventor invented tools to make life easier. Today, we can find many inventions at school and at home. An explorer likes to explore new places. The explorer travelled far to discover new lands. He did not stay behind, and his journeys helped others learn about the world.

Reading

Read the text. Complete the sentences by choosing the correct words from the text bank. There are two words you do not need. There is one example.

Amazing People

Our class learns about amazing people in school. Our teacher tells us about an inventor, a scientist, and an explorer. They were great people who helped change the world.

We learn that an inventor likes to invent new things. One inventor invented machines to help people. Today, we can find many inventions around us.

We also learn about a scientist. A scientist studies science to learn how things work. One scientist wanted to discover new ideas to help others. He was very kind and shared his work.

Later, we learn about an explorer. An explorer likes to explore new places. The explorer travelled far and did not stay behind. His journeys helped people learn more about the world.

inventor	scientist	explorer	invent
science	discover	explore	great
find	kind	behind	machine

Example:	Our class learns about amazing people in school.
1	An _____ likes to invent new things
2	A _____ studies science to learn how things work.
3	An explorer likes to _____ new places.
4	Scientists want to _____ new ideas.
5	We can _____ many inventions around us.
6	The explorer did not stay _____ during his journey.

Reading

Read the text and answer the questions. Choose the correct answer. Choose A, B or C.

Ali's Amazing Discoveries

Ali learns about amazing people in his class. He listens carefully when his teacher talks about inventors, scientists, and explorers. Ali thinks the lesson is very interesting.

One day, the teacher shows the class pictures of inventions. She explains that an inventor likes to invent new things to help people. Ali learns that many inventions help us every day.

Later, the teacher talks about a scientist. A scientist studies science to understand the world. Scientists work hard to discover new ideas. Ali learns that scientists are often very kind and help others.

The class also learns about an explorer. An explorer likes to explore new places. The explorer travelled far and did not stay behind. His journeys helped people learn more about the world.

At the end of the lesson, Ali smiles. He is happy because he can find new information and learn about great people.

1	Ali listens carefully when his teacher talks about _____. A. animals B. inventors, scientists, and explorers C. food	4	What does an explorer like to do? A. explore new places B. invent machines C. study science
2	What does an inventor like to do? A. study science B. invent new things C. travel to new places	5	Which word best describes the scientist in the text? A. noisy B. kind C. lazy
3	What does a scientist study? A. history B. science C. art	6	Why does Ali smile at the end of the lesson? A. He wants to go home early. B. He does not like the lesson. C. He learns about great people and new ideas.

Writing

Write complete sentences for the picture. Use the words in the circle to help you.

inventor
invent

scientist
science

Task Completion	Use of Vocabulary	Puncturation	Spelling	Handwriting	Total
/8	/8	/8	/8	/8	/40

Writing

Write complete sentences for the picture. Use the words in the circle to help you.

explorer
explore

discover
great

Task Completion	Use of Vocabulary	Puncturation	Spelling	Handwriting	Total
/8	/8	/8	/8	/8	/40

121

T. Aisha Aladab

Writing

Writing

Write complete sentences for the picture. Use the words in the circle to help you.

find

information



kind

people

Task Completion	Use of Vocabulary	Puncturation	Spelling	Handwriting	Total
/8	/8	/8	/8	/8	/40

Writing

Write complete sentences for the picture. Use the words in the circle to help you.

behind

travel

learn

discover

Task Completion	Use of Vocabulary	Puncturation	Spelling	Handwriting	Total
/8	/8	/8	/8	/8	/40

Week 7: City Problems, Smart Solutions!

123

T. Aisha Aladab

You will learn:

- Decode unfamiliar multisyllabic words by applying a range of syllabication strategies and determining word meanings using context clues, affixes, and root words.
- Demonstrate reading comprehension by making predictions and inferences and justifying them with evidence from the text.
- Deliver a short, organised oral presentation with a clear topic, key points, and conclusion, using a clear voice and simple gestures to support understanding.
- Produce well-formatted written work that enhances readability and visual appeal, applying correct punctuation such as commas in compound sentences and after introductory phrases.
- Plan, write, and revise an informative text, using facts and explanations related to a familiar topic and improving word choice, sentence variety, and overall organisation.

Spelling & Vocabulary

Grammar & Functional Language

Reading

Writing

T. Aisha Aladab

Spelling & Vocabulary

See It, Say It!

Read as many words as you can in 30 seconds—ready, set, go!

Vocabulary:

pipes

pollution

drains

flood

heat

noise

bricks

pipes

pollution

drains

flood



heat

noise

bricks

Spelling & Vocabulary

City Problems, Smart Solutions!

Many cities had problems in the past. Some cities had old pipes, so clean water did not reach all homes. There was a lot of pollution, and the air was dirty, so people got sick. Cars made loud noise, and the heat was very strong in summer.

Sometimes it rained a lot, so cities had a flood. Water stayed on the streets, so people could not walk or drive easily. The cities needed a solution, so workers built strong drains. They used bricks to fix the roads and stop the water.

People worked together to solve these problems. They fixed the pipes, so clean water came to homes again. They made better roads, so cars could move safely. Cities changed over time, so life became better for everyone.

Today, cities are smarter because people learn from the past. When there is a problem, people think, plan, and work together, so cities become safer and cleaner places to live.

Vocabulary:

pipes

pollution

drains

flood

heat

noise

bricks

T. Aisha Aladab

Spelling & Vocabulary

City Problems, Smart Solutions!

Rewrite the paragraph:

Many cities had problems in the past. Some cities had old pipes, so clean water did not reach all homes. There was a lot of pollution, and the air was dirty, so people got sick. Cars made loud noise, and the heat was very strong in summer.

Sometimes it rained a lot, so cities had a flood. Water stayed on the streets, so people could not walk or drive easily. The cities needed a solution, so workers built strong drains. They used bricks to fix the roads and stop the water.

Vocabulary:

pipes

pollution

drains

flood

heat

noise

bricks

T. Aisha Aladab

Spelling & Vocabulary

Read, Copy, and Learn

Read and Practice Writing the Words

pipes	----------	----------	----------
pollution	----------	----------	----------
drains	----------	----------	----------
flood	----------	----------	----------
heat	----------	----------	----------
noise	----------	----------	----------
bricks	----------	----------	----------

Vocabulary:

pipes

pollution

drains

flood

heat

noise

bricks

T. Aisha Aladab

Spelling & Vocabulary

Write some sentences

Read and Write the Word in a sentence

Vocabulary:

pipes

pollution

drains

flood

heat

noise

bricks

pipes

pollution

drains

flood

heat

noise

bricks

T. Aisha Aladab

Spelling & Vocabulary

City Problems, Smart Solutions!

Match each sentence to the correct picture

1	The city had old pipes, so clean water did not reach all homes.	
2	There was a lot of pollution, so the air became dirty.	
3	Heavy rain caused a flood, so people could not walk in the streets.	
4	The city built drains, so the water flowed away quickly.	
5	The strong heat made people tired, so they stayed indoors.	

Vocabulary:

pipes

pollution

drains

flood

heat

noise

bricks

130

T. Aisha Aladab

City Problems, Smart Solutions!

Match each sentence to the correct picture

Spelling & Vocabulary

1	Cars made too much noise, so the city changed traffic rules.	
2	Workers used bricks to fix the road, so cars could move safely.	
3	The city fixed the pipes, so clean water came back to homes.	

Vocabulary:

pipes

pollution

drains

flood

heat

noise

bricks

T. Aisha Aladab

Spelling & Vocabulary

Vocabulary

Unscramble the words. Then, complete the sentences using the correct word.

sepip _____

lutopilon _____

snirad _____

dloof _____

taeh _____

esion _____

skcrib _____

Vocabulary:

pipes

pollution

drains

flood

heat

noise

bricks

1. The city had old _____, so clean water did not reach the homes.
2. There was a lot of _____, so the air became dirty.
3. Heavy rain caused a _____ in the streets.
4. The workers built _____, so the water flowed away.
5. The strong _____ made people feel very tired.
6. Cars made too much _____ in the city.
7. Workers used _____ to fix the road.

T. Aisha Aladab

Grammar & Functional Language

Read, Copy, and Learn

Read and Practice Writing the Words

wild	----------	----------	----------
climb	----------	----------	----------
old	----------	----------	----------
gold	----------	----------	----------

HFW:

wild

climb

old

gold

Read and Write the Word in a sentence

wild

climb

old

gold

133

T. Aisha Aladab

Grammar & Functional Language

High Frequency words

Complete the sentences

wild	climb	old	gold

1. The monkey can _____ the tall tree.
2. The city had an _____ bridge.
3. Lions are _____ animals.
4. The ring was made of _____.
5. The boy wanted to _____ the mountain.
6. The museum has an _____ building.
7. The queen wears a _____ crown.

HFW:

wild

climb

old

gold

Fix the Sentence (HFW Edition)

Students correct the sentences using the correct high-frequency words.

1. The lion is a wiled animal.

.....

2. I can clim the tree.

.....

3. The house is very olde.

.....

4. The necklace is made of goldd.

.....

T. Aisha Aladab

Grammar & Functional Language

Past Simple + “so” (Cause and Effect)

We use the past simple to talk about things that happened in the past.
We use “so” to show the result of a problem or action.

HFW:

wild

climb

old

gold



How it works

Problem / Cause + so + Result

Sentence Structure

_____, so _____.

Complete the sentences:

built- used- so- changed

1. It rained a lot, so the city ..... drains.
2. The pipes were old, ... people fixed them.
3. The roads were broken, so workers ..... bricks.
4. There was too much noise, so the city ..... the rules.

★ Remember

✓ Use past tense verbs
✓ Use comma (,) before “so”
✓ “So” shows cause → result

Reading Hero

1

pipes | pollution | drains | flood | heat
noise | bricks | wild | climb | old
gold

2

Cities had problems in the past. Some cities had old pipes, so clean water did not reach homes. Heavy rain caused a flood, so workers built drains. People worked together, so the city became better.

3

In the past, cities had many problems. Some places had old pipes, so clean water did not reach all homes. There was a flood, so workers built drains and used bricks to fix the roads. Cars made noise, so the city changed its rules.

Reading

Read the text. Complete the sentences by choosing the correct words from the text bank. There are two words you do not need. There is one example.

City Problems, Smart Solutions

Our class learns about cities in school. Long ago, many cities had problems. Some cities had old pipes, so clean water did not reach homes. There was a lot of pollution, and the air was dirty.

When it rained a lot, there was a flood, so water stayed in the streets. The city needed help, so workers built drains. They used bricks to fix the roads.

Cars made too much noise, so people felt tired. The strong heat made life difficult in summer. People worked together to solve these problems, and the city became a better place to live.

pipes	pollution	drains	flood
heat	noise	bricks	city

Example:	Our class learns about the city in school.
1	Some cities had old _____.
2	There was a lot of _____ in the air.
3	Heavy rain caused a _____.
4	Workers built _____ to move the water away.
5	They used _____ to fix the roads.
6	Cars made too much _____.

Reading

Read the text and answer the questions. Choose the correct answer. Choose A, B or C.

Sara's City Problem

Sara learns about cities in her class. She listens carefully when her teacher talks about city problems and solutions. Sara thinks the lesson is very interesting.

One day, the teacher explains that many cities had old pipes, so clean water did not reach homes. There was a lot of pollution, and the air was dirty. Cars made loud noise, so people felt tired.

Later, the teacher talks about heavy rain. When it rained a lot, there was a flood, so water stayed in the streets. Workers built drains and used bricks to fix the roads. The city became safer.

At the end of the lesson, Sara feels happy. People worked together to solve problems, and cities became better places to live.

1	What does Sara learn about in her class? A. animals B. cities C. food	4	What happened when it rained a lot? A. A flood happened B. The city closed C. The pipes broke
2	Why did clean water not reach homes? A. The pipes were old B. The weather was cold C. The city was small	5	What did workers build to move the water away? A. roads B. houses C. drains
3	What made people feel tired? A. heat B. noise C. rain	6	Why does Sara feel happy at the end of the lesson? A. She goes home early B. She learns how people solve problems C. She does not like the lesson

Writing

Write complete sentences for the picture. Use the words in the circle to help you.

pipes
old

flood
drains

Task Completion	Use of Vocabulary	Puncturation	Spelling	Handwriting	Total
/8	/8	/8	/8	/8	/40

Writing

Write complete sentences for the picture. Use the words in the circle to help you.

bricks
so

pollution
earth

Task Completion	Use of Vocabulary	Puncturation	Spelling	Handwriting	Total
/8	/8	/8	/8	/8	/40

Writing

Write complete sentences for the picture. Use the words in the circle to help you.

noise

car

heat

city

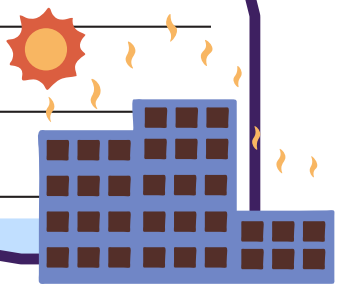

Task Completion	Use of Vocabulary	Puncturation	Spelling	Handwriting	Total
/8	/8	/8	/8	/8	/40

Writing

Write complete sentences for the picture. Use the words in the circle to help you.

pipes
city

flood
city

Task Completion	Use of Vocabulary	Puncturation	Spelling	Handwriting	Total
/8	/8	/8	/8	/8	/40

Week 8: Future Cities

T. Aisha Aladab

You will learn:

- Decode unfamiliar multisyllabic words by using syllabication strategies and by identifying prefixes, suffixes, and root words to determine meaning.
- Determine meaning, make predictions, and draw inferences from a text using context clues and by justifying ideas with evidence from the text.
- Express opinions clearly in speaking and writing by stating an opinion and supporting it with at least two simple reasons or examples.
- Write well-organised and visually clear texts, applying correct commas in compound sentences and after introductory phrases, and editing for punctuation and capitalisation.
- Communicate ideas effectively when speaking by using a clear voice and simple gestures to support listener understanding.

Spelling & Vocabulary

Grammar & Functional Language

Reading

Writing

T. Aisha Aladab

Spelling & Vocabulary

See It, Say It!

Read as many words as you can in 30 seconds—ready, set, go!

Vocabulary:

future

smart

clean

green

plan

energy

building

transportation



future



smart

clean

green



plan



energy

building

transportation

Spelling & Vocabulary

Future Cities

In the future, cities will be very different. People will live in smart and clean cities. Buildings will be tall and safe, and they will use green energy to help the planet.

Cities will have a good plan to reduce pollution. People will use clean transportation, so the air will be fresh. Cars will be electric, and buses will save energy.

In the future, buildings will use solar power. This energy will help keep cities clean and safe. People will work together, and cities will become better places to live.

Vocabulary:

future

smart

clean

green

plan

energy

building

transportation

T. Aisha Aladab

Spelling & Vocabulary

Future Cities

Rewrite the paragraph:

In the future, cities will be very different. People will live in smart and clean cities. Buildings will be tall and safe, and they will use green energy to help the planet.
Cities will have a good plan to reduce pollution. People will use clean transportation, so the air will be fresh. Cars will be electric, and buses will save energy.

Vocabulary:

future
smart
clean
green
plan
energy
building
transportation

T. Aisha Aladab

Spelling & Vocabulary

Vocabulary:

future
smart
clean
green
plan
energy
building
transportation

Read, Copy, and Learn

Read and Practice Writing the Words

future	----------	----------	----------
smart	----------	----------	----------
clean	----------	----------	----------
green	----------	----------	----------
plan	----------	----------	----------
energy	----------	----------	----------
building	----------	----------	----------
transportation	----------	----------	----------

147

T. Aisha Aladab

Spelling & Vocabulary

Write some sentences

Read and Write the Word in a sentence

Vocabulary:

future
smart
clean
green
plan
energy
building
transportation

future

smart

clean

green

plan

energy

building

transportation

T. Aisha Aladab

Spelling & Vocabulary

Exploring Space

Match each sentence to the correct picture

1	In the future, cities will be clean and green.	
2	People will live in smart buildings.	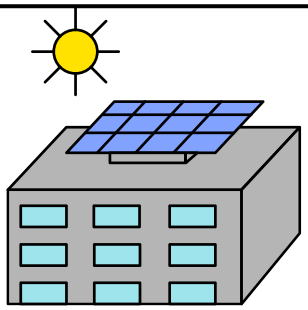
3	Buildings will use solar energy.	
4	People will use clean transportation.	
5	Cities will have a good plan to help the planet.	

Vocabulary:

future

smart

clean

green

plan

energy

building

transportation

T. Aisha Aladab

Spelling & Vocabulary

Vocabulary

Unscramble the words. Then, complete the sentences using the correct word.

erutfu _____

tram s _____

noitratropsnat _____

nacle _____

neerg _____

gnidliub _____

nalp _____

ygren e _____

Vocabulary:

future

smart

clean

green

plan

energy

building

transportation

1. In the _____, cities will be better places to live.
2. People will live in _____ cities.
3. Cities will be _____ and safe.
4. People will protect the planet and keep it _____.
5. The city will have a good _____ for the future.
6. Buildings will use clean _____.
7. A tall _____ will use solar power.
8. People will use clean _____ in the city.

150

T. Aisha Aladab

Grammar & Functional Language

HFW:

would

could

should

door

floor

Read, Copy, and Learn

Read and Practice Writing the Words

would	----------	----------	----------
could	----------	----------	----------
should	----------	----------	----------
door	----------	----------	----------
floor	----------	----------	----------

Read and Write the Word in a sentence

would

could

should

door

floor

151

T. Aisha Aladab

Grammar & Functional Language

High Frequency words

Complete the sentences

would	could	should	door	floor

1. We _____ help the planet by saving energy.
2. People _____ live in smart cities in the future.
3. You _____ close the _____ when you leave the room.
4. The robot _____ open the _____ for people.
5. The book fell on the _____.

HFW:

would

could

should

door

floor

Fix the Sentence (HFW Edition)

Students correct the sentences using the correct high-frequency words.

1. People woud live in smart cities.

_____

2. You shold save energy every day.

_____

3. The robot cold open the door.

_____

4. The cat is sitting on the flor.

_____

5. Please close the dor when you leave.

_____

Simple Future Tense (will)

What is the future tense?
We use WILL to talk about things that will happen in the future.

Grammar Rule

Subject + will + base verb

✓ The verb stays the same
✓ No –s, –ed, or –ing

HFW:

would
could
should
door
floor

EXAMPLE

1. In the future, cities will be clean and green.
2. People will live in smart buildings.
3. Cities will use clean energy.
4. People will use clean transportation.

Complete the sentences:

will – clean – smart – energy – transportation

1. In the future, cities _____ be clean and green.
2. People _____ live in _____ buildings.
3. Cities _____ use clean _____.
4. People _____ use clean _____.
5. In the future, we _____ protect the planet.

Reading Hero

1

would | could | should | door | floor
future | smart | clean | green | plan
energy | building | transportation

2

In the future, cities will be clean and green. People will live in smart buildings. Buildings will use clean energy. People will use clean transportation. They will open the door and walk on the floor safely. Cities will be better places to live.

3

In the future, cities will change. People will live in smart and clean buildings. These buildings will use green energy to help the planet. Cities will have a good plan. People will use clean transportation, so the air will be fresh. People should care for their city, and they could help keep it clean. Future cities will be safe and green.

Reading

Read the text. Complete the sentences by choosing the correct words from the text bank. There are two words you do not need. There is one example.

Future Cities

Our class learns about future cities in school. Our teacher tells us that cities will change in the future. People will live in smart and clean cities, and life will be better.
In the future, cities will have a good plan. Buildings will use clean energy to help the planet. These buildings will be safe and modern. People will use clean transportation, so the air will stay green and fresh. Cities will be better places to live, and people will care for the Earth.

future	smart	clean	green
plan	energy	building	transportation

Example:	Our class learns about future cities in school.
1	People will live in _____ cities.
2	Cities will be _____ and safe.
3	Cities will have a good _____.
4	Buildings will use clean _____.
5	People will use clean _____.
6	The air will stay _____ and fresh.

Reading

Read the text and answer the questions. Choose the correct answer. Choose A, B or C.

Lina's Future City

Lina learns about future cities in her class. She listens carefully when her teacher talks about how cities will change. Lina thinks the lesson is very interesting.

One day, the teacher explains that cities will become smart, clean, and green. People will live in modern buildings that use clean energy. These buildings will help protect the planet.

Later, the teacher talks about transportation. In the future, people will use clean transportation, so the air will stay fresh. Cities will have a good plan to make life better for everyone.

At the end of the lesson, Lina feels happy. She believes people should care for their cities because they could make the future better. Lina wants to learn more about future cities.

1	What does Lina learn about in her class? A. animals B. future cities C. space	4	What will people use to move around the city? A. clean transportation B. boats C. animals
2	How will cities be in the future? A. old and noisy B. smart and clean C. small and dark	5	Why will the air stay fresh? A. Cities will have tall buildings B. People will use clean transportation C. The weather will change
3	What will buildings use in the future? A. water B. energy C. wood	6	Why does Lina feel happy at the end of the lesson? A. She finishes school early B. She learns how cities will be better C. She does not like the lesson

Writing

Write complete sentences for the picture. Use the words in the circle to help you.

future cities

smart cities

Task Completion	Use of Vocabulary	Puncturation	Spelling	Handwriting	Total
/8	/8	/8	/8	/8	/40

T. Aisha Aladab

Spelling & Vocabulary

Vocabulary:

skyscraper

village

traffic

quiet

crowded

busy

tractor

animals

Writing

Write complete sentences for the picture. Use the words in the circle to help you.

clean cities

green cities

Task Completion	Use of Vocabulary	Puncturation	Spelling	Handwriting	Total
/8	/8	/8	/8	/8	/40

Writing

Write complete sentences for the picture. Use the words in the circle to help you.

green energy

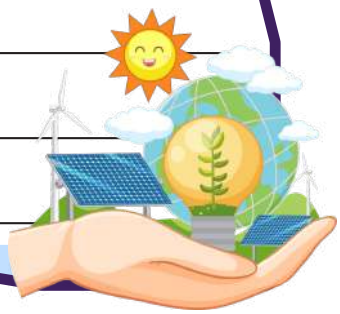

future building

Task Completion	Use of Vocabulary	Puncturation	Spelling	Handwriting	Total
/8	/8	/8	/8	/8	/40

Writing

Write complete sentences for the picture. Use the words in the circle to help you.

future

transportation

plan

city

Task Completion	Use of Vocabulary	Puncturation	Spelling	Handwriting	Total
/8	/8	/8	/8	/8	/40

congratulations

you did it!