

Aa Bb Cc Dd Ee Ff Gg Hh Ii Jj Kk Ll Mm Nn Oo Pp Qq Rr Ss Tt Uu Vv Ww Xx Yy Zz



Welcome back!

Miss Tasneem's Grade 4 English class.

Hang on...



I'm just taking
attendance ..

Reminders

Homework
on LMS



Just a
friendly
reminder...

Camera
on!!!

Starter activity -



Let's Stay Safe!

	Tell a teacher if you feel sick.
	Wash your hands. Rub them together to kill the germs.
	Keep your mask over your mouth and nose.
	Social distance.
	Do not touch your face.

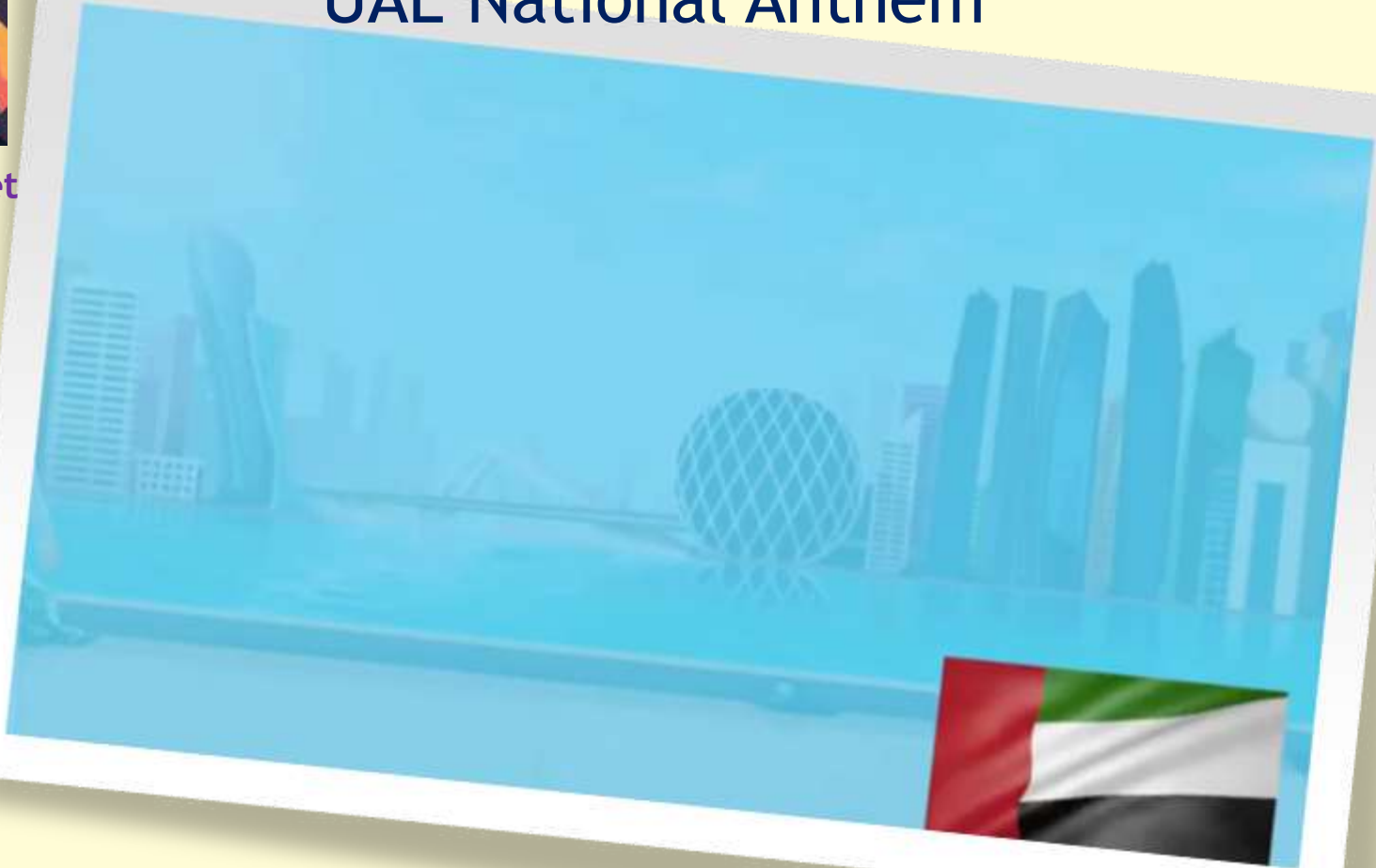
READ



UAE National Anthem



We only get
stronger



Let's work towards our LMS badges

10 points



Camera open... Uniform o...



Communicating
3 Point/s



Creative
Thinking
3 Point/s



Critical Thinking
3 Point/s



Super Reader
4 Point/s



Hard Worker
3 Point/s



Helping
Colleague
2 Point/s




Star Performer
3 Point/s



Participation
1 Point/s

قوانين التعلم عن بعد والأمن الإلكتروني

Distance learning and cybersecurity rules



أجهز كتبتي وأدواتي المدرسية

Prepare books and school supplies



أجلس في مكان هادئ

Sit in a quiet place



ارتداء الزي المدرسي

Wear school uniform




الالتزام بوقت الحصة

Be ready and on time



افتح الكاميرا عندما تطلب المعلمة

Open the camera when the teacher requests




أغلق الميكروفون وأرفع يدي للمشاركة

Stay on mute & raise your hand to participate



أشارك بالتعلم ولا أقطع أحد

Participate but do not interrupt anyone



لا أشارك بيانات حسابي

Don't share account information

لسلامتك وسلامة الآخرين

For your safety & the safety of others



غسل اليدين بالماء والصابون

**Wash hands with
soap and water**



ارتداء القناع عند الخروج من المنزل

**Wear a mask when
going outside**



أحافظ على التباعد الجسدي

**Keep physical
distancing**



استخدام المعقم

Use sterilizer



قياس حرارتي قبل الخروج من المنزل

Take your temperature before leaving the house




Remember to like/
thumbs up your
friend's good
answers...

Thumbs up –
Yes, it's a good
answer
Thumbs down -
Please try again



STARTER

OF THE DAY



Padlet



Today is

Sunday, 3rd December 2021

Days of the Week

Sunday

Monday

Tuesday

Wednesday

Thursday

Friday

Saturday

Months of the Year

January

February

March

April

May

June

July

August

September


October

November

December



**What do you remember
about dinosaurs?**



Can you read and identify these words?

1 horn



5 sharp teeth



2 tail




3 beak



4 spikes



Week commencing 10th January 2021



LESSON 9

My dinosaur

Pages: 17 & 18



- name prepositions in, on, under
- describe different pictures using prepositional words
- Sequence items
- Write sentences using correct punctuation.
- Write short, simple sentences on familiar topics using prepositions
- Apply spelling rules and conventions when writing



WILF



Listening

What I'm looking for

Speaking



Reading



Understanding




Expressing
Understanding

Writing -
sentences

PRE **POSITION**



What is a preposition?



A preposition is a word that...

Prepositions

...tells us where something is.



Can you name some
prepositions that you saw and
learnt about in the video?



Vocabulary



Where Is Worm?
**The worm is on the flower
pot.**



Where Is Worm?

The worm is on the ball.



Where Is Worm?
**The worm is under the flower
pot.**




Where Is Worm?

The worm is under the ball.



Where Is Worm?

**The worm is next to the flower
pot.**



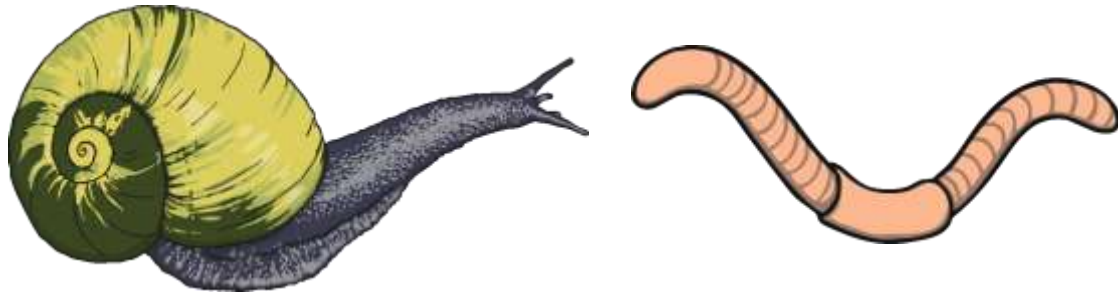
Where Is Worm?

The worm is next to the ball.



Where Is Worm?

The worm is next to snail.



Fill in the blanks

Write simple sentences



1 Vocabulary

Complete the sentences using the words.

on under next to



1 The triceratops is under the tree.

2 The T-rex is next to the triceratops.

3 The pterodactyl is on the T-rex.



Let's write sentences



Look at the
picture



Make a sentence



Use a capital
letter and full stop

Vocabulary

on:



under:




next to:



2 Listen Track 41

Listen to the instructions and number them 1-5.

Make a dinosaur

- 
- 2 Colour the dinosaur.
 - 4 Cut out the dinosaur shape.
 - 1 Draw the shape of a dinosaur.
 - 5 Put the dinosaur somewhere in the classroom.
 - 3 Draw horns or spikes on the dinosaur.

Match the number to the picture
Write the word and the alphabet
Example: 1 - A

Make a dinosaur

- 2 Colour the dinosaur.
- 4 Cut out the dinosaur shape.
- 1 Draw the shape of a dinosaur.
- 5 Put the dinosaur somewhere in the classroom.
- 3 Draw horns or spikes on the dinosaur.

3 Practice

Match the instructions in Activity 2 to the pictures.

A



D



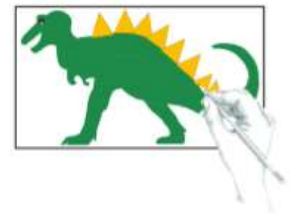
C



B



E



ACTIVITY
TIME

15:00



1 - Classkick

2 - Online Activities

Website	Link
wordwall	https://wordwall.net/resource/5226333/prepositions-place https://wordwall.net/resource/824763/quiz-prepositions https://wordwall.net/resource/1403372/prepositions-activity https://wordwall.net/resource/3068947/prepositions

Do your Best!

STREAM

Link with
Science

LMS time



Complete

Online Activities

Website	Link
wordwall	https://wordwall.net/resource/5226333/prepositions-place https://wordwall.net/resource/824763/quiz-prepositions https://wordwall.net/resource/1403372/prepositions-activity https://wordwall.net/resource/3068947/prepositions

Next steps



Tomorrow we will learn more about dinosaurs





I can...

- name prepositions in, on, under
- describe different pictures using prepositional words
- Sequence items
- Write sentences using correct punctuation.
- Write short, simple sentences on familiar topics using prepositions
- Apply spelling rules and conventions when writing



SELF ASSESSMENT

3

I can do
this!



2

I'm getting
there.



1

I need
help!



Can you say
where you are
right now ?

Raise a finger



Thank you