



تم تحميل الملف
من موقع **بداية**



للمزيد اكتب
في جوجل



بداية التعليمي

موقع بداية التعليمي كل ما يحتاجه الطالب والمعلم
من ملفات تعليمية، حلول الكتب، توزيع المنهج،
بوربوينت، اختبارات، ملخصات، اختبارات إلكترونية،
أوراق عمل، والكثير...

حمل التطبيق



STUDENT'S BOOK
1

WE CAN!

Yoko Matsuka and Glenn McDougall



وزارة التعليم
Ministry of Education
2023 - 1445

Mc
Graw
Hill

We Can! Student's Book 1

We Can! Copyright © 2009 by McGraw-Hill Education

Adaptation Copyright © 2024 by McGraw-Hill Education (UK) Limited

Published by arrangement with McGraw Hill LLC

ALL RIGHTS RESERVED. NO PART OF THIS BOOK MAY BE REPRODUCED OR TRANSMITTED IN ANY FORM OR BY ANY MEANS, ELECTRONIC OR MECHANICAL, INCLUDING PHOTOCOPYING, RECORDING OR BY INFORMATION STORAGE AND RETRIEVAL SYSTEMS, WITHOUT PERMISSION IN WRITING FROM MCGRAW HILL.

ISBN: 9781398928084

Series consultant: Mayumi Tabuchi

Project manager: Judy MacDonald

Development editor: Steve Longworth

Editor: Anne Tseng

Production manager: Alfonso Reyes

Designer: Kate Vandestadt, Vandestadt Design

Design supervision: Peter Shaw

© 2024. Exclusive rights by McGraw-Hill Education (UK) Limited for manufacture and export. This book cannot be re-exported from the country to which it is sold by McGraw-Hill Education (UK) Limited.

Photo Credits

SB: iii (c)©Tatweer Co. for Educational Services; **8** (tl)©cobalt88/Shutterstock, (tr)©Ivan Kmit/Alamy Stock Photo, (cl)©Winston Link/Alamy Stock Photo, (cr)©Gita Kulnitch Studio/Shutterstock; **16** (tl)©mariait/Shutterstock, (tr)©Jim Cumming/Shutterstock, (cl)©SV Production/Shutterstock, (cr)©Patryk Kosmider/Shutterstock; **24** (br)©Dualororua/Shutterstock; **28** (bl)©Dualororua/Shutterstock; **29** (tc)©Giuseppe_R/Shutterstock, (cr)©Giuseppe_R/Shutterstock; **32** (tcr)©Dualororua/Shutterstock.

WB: 43 (cr)©Lillac/Shutterstock, (bl)©Art_man/Shutterstock, (br)©Clara Bastian/Shutterstock; **44** (b)©Bildagentur Zoonar GmbH/Shutterstock; **50** (c)©Jr images/Shutterstock; **56** (br)©Kartinkin77/Shutterstock.



وزارة التعليم

Ministry of Education

2023 - 1445



Contents



Student's Book

Unit 1 **Animals** **2**

Unit 2 **Days and Weather** **10**

Unit 3 **Feelings and Things** **18**

Phonics Practice **26**

Word List **33**

Picture Dictionary **34**

Audio Track Lists **36**

Objectives **38**

Workbook **39**



Syllabus

Unit and Topic	Talk Time	Rhythms and Sounds
1 Animals	Do you have a pet? Yes, I do./ No, I don't. I have a (turtle/fish).	Chant: <i>PACO</i>
2 Days and Weather	What day do you like? I like (Wednesday). How about you?	Chant: <i>Days of the Week</i>
3 Feelings and Things	Are you happy? Yes, I am. I have a new laptop. What's the matter? I'm thirsty and my friend is hungry.	Chant: <i>Are you hungry?</i>



Words	Phonics	Phonics Practice
pet, fish, turtle, cat, rabbit, horse, lion, zebra, bear, cat, chicken, bear, cow, duck, sheep, mouse, parrot Numbers 11 to 20 and 20 to 30.	Sounds: S, T, U, V Writing sun, tiger, umbrella, vase	Listening, Tracing, and Writing Worksheet: u v w x y z Worksheet: a to z Words with b, p
Sunday, Monday, Tuesday, Wednesday, Thursday, Friday, Saturday sunny, cloudy, snowy, rainy, windy, (showing, hiding, washing) Numbers 10 to 100 in tens. E.g., ten, twenty, thirty ...etc.	Sounds: W, F, Y, Z Writing wolf, fox, yard, zebra	Words with ch, sh Words with a_e, i_e Long Vowels Words with v, f Words with o_e and u_e - Long Vowels
happy, sad, hungry, thirsty, scared, bored, sleepy, angry skirt, trousers, T-shirt, glasses, cap, shoes computer games, desk, room, sock, ring	Sounds: b / p : bear, pear, v / f: van, fan sh / ch: ships, chips, th (voiced and unvoiced): this, three Long and short vowels : a / a_e: tap, tape, i / i_e: pin, pine, o / o_e: top, rope, u / u_e: cub, cube	



Unit 1 Animals

Talk Time

1 Listen and say.



2 Act out the talks in pairs.

3 Ask two people if they have a pet.

















































































































Fun Time!

4 Number Race



Count fast from 11 to 20.

11											
12											
13											
14											
15											
16											
17											
18											
19											
20											



I Can ...

- act out the talks about pets with a partner.
- count from 11 to 20.



Rhythms and Sounds

1 Listen and chant.



PACO

There **was** a **farmer** who **had** a **horse**,

And **PACO** was his **name-oh!**

P-A-C-O, **P-A-C-O**, **P-A-C-O**,

And **PACO** was his **name-oh!**



2 Listen again and stamp the rhythm.

3 Write PACO.



Fun Time!

4 Guessing Game. How many animals?

Listen and match.



11 12 13 14 15 16 17 18 19 20

I Can ...

- chant the *PACO* chant by myself using good rhythm.

count from 11 to 20 and back.



Words

1 Listen and point.




1. duck



2. cat



3. bird



4. fish



5. mouse



6. cow



7. horse



8. sheep



9. chicken



2 Listen, point, and say.

3 Listen and make the sounds.



1.

Tweet, tweet



2.

Moo, moo



3.

Neigh, neigh



4.

Baaa, baaa



5.

Cluck, cluck

Fun Time!

4 Old MacDonald



Chant and make the sounds.

Old Mac Donald had a farm

Ee-ii-ee-ii-oh

And on that farm he had some cows

Ee-ii-ee-ii-oh

With a MOO MOO here

And a MOO MOO there

Here a MOO

There a MOO

Everywhere a MOO MOO

Old Mac Donald had a farm

Ee-ii-ee-ii-oh



I Can ...

- say the names of three animals.
- make the sounds of three animals.

GOAL 61

GOAL 62

Advice Time

Treat animals kindly.



Phonics

1 Listen and say.



SUN



TIGER



UMBRELLA



VASE

2 Trace and copy.

S S S S S

T T T T T

U U U U U

V V V V V

3 Listen and write.

S T U V



1. _____ UN



2. _____ IGER



3. _____ MBRELLA



4. _____ ASE



Fun Time!

4 Listen, count, and write.



20

21

22

2

2

2

2

2

2

2

30



I Can ...

- make the sounds of the letters S, T, U, and V.
- count from 20 to 30 and back.



Unit 2 Days and Weather

Talk Time

1 Listen and say.



Sun	Mon	Tue	Wed	Thur	Fri	Sat
			✓			✓



2 Practice the talk in pairs.

3 Act out the talk in pairs.




Fun Time!

4 Hot Potato Game



Say the sentence and pass the potato.



I Can ...

- act out the “What day do you like?” talk with a partner.
- say what day of the week I like.



Rhythms and Sounds

1 Listen and chant.



Days of the Week

Sunday, Monday, Tuesday,
Wednesday, Thursday,
Thursday,
Friday, Saturday,
Sunday comes again.

2 Listen, point, and pronounce.



Fun Time!

3 Chant and Do



Make the letter shapes.



I Can ...

- chant the *Days of the Week* chant by myself.
- say the days of the week from Sunday to Saturday with good pronunciation.



Words

1 Listen and point.



2 Listen, point, and pronounce.



1. sunny

3. rainy

2. cloudy

4. snowy

5. windy



Fun Time!

3 Chant and do.




Weather Chant

It's **sunny** today.
 It's **sunny** today.
 The **sun** is **showing** its **face**.
 It's **sunny** today.
 It's **sunny** today.
 The **sun** is **showing** its **face**.
 It's **cloudy** today.
 The **sun** is **hiding** its **face**.
 It's **rainy** today.
 The **sun** is **washing** its **face**.



I Can ...

- say three sentences about weather.
- say what the weather is like today.



Advice Time

Start your day with a smile.



Phonics

1 Listen and say.



WOLF



FOX



YARD



ZEBRA

2 Trace and copy.



3 Listen and write.

W

X

Y


Z



1. _____ OLF



2. FO _____



3. _____ ARD



4. _____ EBRA



Fun Time!


4 Listen, write, and chant.



1




2




3




40




50




60




70



80



90



100



I Can ...

- make the sounds and write the letters W, X, Y, and Z.

- count from 10 to 100 in tens.



Unit 3 Feelings and Things


Talk Time

1 Listen and say.



2 Practice the talks in pairs.

3 Act out the talks in pairs.



Fun Time!

4 Who's happy?



Listen and match.



scared

sad

thirsty

hungry

happy

angry




5 Listen again and do.

6 Point, ask, and answer in pairs.



Number 2. Is he hungry?



Yes, he is.

I Can ...

- ask someone "What's the matter?" and get the answer.

- point, ask, and say how someone is feeling.



Rhythms and Sounds

1 Listen, point, and chant.



Are you hungry?

Are you hungry? Are you thirsty?



Are you happy? Are you sad?



What's the matter? What's the matter?



They're all hungry, they're all sad!

Who is angry? Who is scared?



She is angry and she's scared.



Who is sleepy? Who is bored?



He is sleepy and he's bored.



What's the matter? What's the matter?

We're all happy, we're all well!

2 Change the words and chant.



Advice Time

Be happy with what you have.





Fun Time!

3

This is Kenan!

Listen and circle. Then listen and read along.



This is Kenan. He is **ten** /
nine. He is a very **happy** /
hungry boy.

Hello, Tim!



This is his parrot. His name
is **Tim** / **Tom**. Tim is **big** /
small and fat. He is **blue** and
orange, and he is **angry** /
hungry all the time. Kenan
and Tim are good friends.

Hello, Kenan!



4

Answer the questions.

1. How old is Kenan?
2. Is Kenan happy or sad?
3. What color is Tim?
4. Is Tim thirsty?



I Can ...

- chant, ask “Are/you/he/she/we/they ...?”,
and get the answer.

• listen, read, and answer questions correctly.



GOAL 75




GOAL 76

Words

1 Listen, point, and practice.



These skirts
are blue.



Those trousers
are blue.

- | | | | |
|----|----------|----|---------|
| 1. | skirts | 4. | glasses |
| 2. | trousers | 5. | caps |
| 3. | T-shirts | 6. | shoes |

2 Listen and say.



Are these
your shoes?

Are those
your shoes?



No, they're not.
My shoes are red.

Yes, they are.
They're my new
shoes.

3 Practice the talk in pairs.

Change the words and practice.

Fun Time!

5 Kenan's Diary



Listen, read, and answer.



Grammar Toolbox



My sock is **on**
the bed.



The ring is **in**
the box.

Kenan's Diary

I'm happy today! My friend
Pete is here for the day!
We have many toys and
games to play!
We are in my room. My new
laptop is on the desk.

All our computer games are
on the desk too!
Let's play!



Is Kenan happy?
Where are Kenan and Pete?
Where are the computer
games?



I Can ...


- talk and ask about clothes using “these” or “those”.
- say where something is using “in” and “on”.





Phonics


1 Listen, point, and say.




b

 bear ☐


p

 pear ☐



v

 van ☐


f

 fan ☐



sh

 ships ☐

ch

 chips ☐


th 

 this ☐


th 
3
 three ☐


2 Listen and number.


3 Listen, point, and say.




a

 tap ☐


a_e

 tape ☐


i

 pin ☐


i_e

 pine ☐



o

 top ☐

o_e

 rope ☐

u

 cub ☐

u_e

 cube ☐

4 Listen and number.

5 Listen and check ✓ LONG or SHORT.



	ship	sheep	sea	sit	speak	week
LONG						
SHORT	✓					

Fun Time!

6 Listen to the sound and check ✓.



1. b ☐ p ☐



5. sh ☐ ch ☐

2. b ☐ p ☐



6. sh ☐ ch ☐

3. v ☐ f ☐



7. th ☐ th ☐

4. v ☐ f ☐



3

8. th ☐ th ☐

7 Listen and circle the word. Then match.



1. tap cap tape




2. van vase save



3. rice ring nice

4. pin pine nine



5. cube tub tube

6. cut cute cat



7. rope rice rose

I Can ...

- recognize and say b/p, f/v, sh, ch, th, and a/a_e, i/i_e, o/o_e, u/u_e.

- recognize and match sounds to letters.



Worksheet: u v w x y z



① Listen, trace the letter, and write it on the line.

1. u v w x y z

.....

2. u v w x y z

.....

3. u v w x y z

.....

4. u v w x y z

.....

5. u v w x y z

.....

6. u v w x y z

.....



② Listen and write the letter.

1. _____

.....

2. _____

.....

3. _____

.....

4. _____

.....

5. _____

.....

6. _____

.....

umbrella



vase



wolf



fox



yard



zebra



Worksheet: a to z



① Listen, trace the first letter, and write it on the line.

1. a b c d e

.....

2. f g h i j

.....

3. k l m n o

.....

4. p q r s t

.....

5. u v w x y z

.....



② Listen and write the first letter.

1. _____ 2. _____ 3. _____ 4. _____ 5. _____

6. _____ 7. _____ 8. _____ 9. _____ 10. _____



Words with b, p

CD2 06

1 Listen, point, and say.



b
bear



p
pear

CD2 07

2 Listen to the sound, check ✓, and write. Then draw a line to the right picture.

1. b ☒ p ☐ b ag
2. b ☐ p ☐ ___uzzle
3. b ☐ p ☐ ___ed
4. b ☐ p ☐ ___uppet
5. b ☐ p ☐ ___all




CD2 08

3 Listen, point, and say.



-b
tub



-p
top

CD2 09

4 Listen to the sound, check ✓, and write. Then draw a line to the right picture.

1. b ☐ p ☒ cla p
2. b ☐ p ☐ cu___
3. b ☐ p ☐ cra___
4. b ☐ p ☐ cu___
5. b ☐ p ☐ Ro___




Words with ch, sh

CD2 10

1 Listen, point, and say.



chicken



lunch





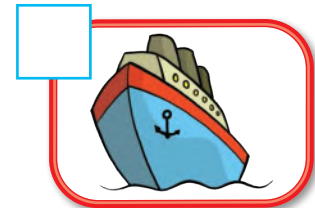


sheep

CD2 11

2 Listen and circle the word. Then match with a picture.

- | | | | |
|------------|----------|--------|--------|
| 1. chicken | children | chosen | shaken |
| 2. lamp | lunch | ranch | launch |
| 3. chip | jeep | sheep | shop |
| 4. cheese | cheap | check | chick |
| 5. shop | ship | soap | chip |



CD2 12

3 Read and match. Then listen and check.

- A sheep is on the ship.
- I like chocolate.
- I like fish for lunch.
- A ship is on the fish!



Words with a_e, i_e Long Vowels



1 Listen, point, and say. Then write *a* or *a_e*.



tap



c__p



tape



c__k__



2 Listen, point, and say. Then write *i* or *i_e*.



pin



J__m



pine



n__n__



3 Listen to the sound and circle the right word. Then match with a picture.

- | | | |
|----------|------|------|
| 1. white | whit | what |
| 2. hate | hat | that |
| 3. save | van | vase |
| 4. nice | ring | rice |



Words with v, f

CD2 16

① Listen, point, and say. Then write **v** or **f**.

v



van

f



fan



__ase

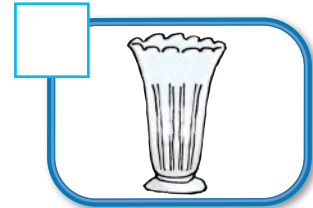




__ace

CD2 17

② Listen and circle the word. Then match with a picture.

- | | | | |
|----------------|----------|------------|------------|
| 1. five | fine | fire | file |
| 2. fax | fox | four | fat |
| 3. vat | ran | man | van |
| 4. wish | fish | fin | fine |
| 5. football | footbath | basketball | volleyball |
| 6. face | raise | vase | save |



③ Find and write the words.

five van fox farm food frog vase seven

fish eleven face football

- | | | | |
|----------------|-----------|-----------|-----------|
| 1. <u>five</u> | 2. _____ | 3. _____ | 4. _____ |
| 5. _____ | 6. _____ | 7. _____ | 8. _____ |
| 9. _____ | 10. _____ | 11. _____ | 12. _____ |

Words with o_e and u_e Long Vowels



1 Listen, point, and say.



top



rope



cub




cube



2 Listen to the sound and circle the right word. Then match with a picture.

- | | | |
|---------|------|------|
| 1. rope | pore | nope |
| 2. role | rose | rise |
| 3. tube | tub | but |
| 4. cut | cute | tut |
| 5. nose | soon | pose |
| 6. cub | tube | cube |



3 Find and write the words.

rose plate five cut cube like top price rope tube nose pin

1. rose 2. _____ 3. _____ 4. _____

5. _____ 6. _____ 7. _____ 8. _____



9. _____ 10. _____ 11. _____ 12. _____

Word List

Again p 4, 12, 19	Saturday p 10, 12, 13
Animals p 2, 5, 7	Scared p 19, 20
Bird p 6	Seventeen p 3, 5
Cat p 6, 25	Seventy p 17
Chicken p 6, 29	Sheep p 6, 24, 29
Cloudy p 14, 15	Showing p 15
Computer games p 23	Sixteen p 3, 5
Days p 10, 12, 13	Sixty p 17
Eighteen p 3, 5	Snowy p 14
Eighty p 17	Stamp p 4
Eleven p 3, 5	Start your day with
Farm p 7	a smile. p 15
Farmer p 4	Sunday p 10, 12, 13
Fifteen p 3, 5	Sunny p 14, 15
Fifty p 17	Thirsty p 18, 19, 20, 21
Forty p 17	Thirteen p 3, 5
Fourteen p 3, 5	Thirty p 17
Fox p 16, 17, 26, 31	Thursday p 10, 12, 13
Friday p 10, 12, 13	Today p 14, 15, 23
Happy p 18, 19, 20, 21, 23	Treat animals kindly. p 7
Have p 2, 18, 20, 23	Trousers p 22
Hiding p 14	Tuesday p 10, 11, 12, 13
His name p 4, 21	Turtle p 2
Horse p 4, 5, 6	Twelve p 3, 5
How about you? p 10, 11	Twenty p 17
How many p 5	Washing p 15
Hungry p 18, 19, 20, 21	Weather p 10, 14, 15
Like p 10, 11, 14, 15, 29	Wednesday p 10, 12, 13
Monday p 10, 12, 13	Week p 11, 12, 13
Mouse p 6	What day do you like? p 11
Nineteen p 3, 5	What's the weather like
Ninety p 17	today? p 14
One hundred p 17	Windy p 14
Parrot p 21	
Pet p 2, 3	
Rainy p 14, 15	
Sad p 19, 20, 21	




Picture Dictionary



bird p6



cat p6




chicken p6



cloudy p14




farm p4



fox p16



happy p19



horse p4



mouse p6



rainy p14



sad p19



scared p19






sheep p6



shoes p22



snowy p14




sun p9



tiger p9



trousers p22



turtle p2



umbrella p9



vase p9



windy p14



wolf p16



yard p16



zebra p16



CD 1 Audio Track List

Track	Unit	Student Book Section
02	1	Exercise 1. Listen and say
03	1	Exercise 4. Number Race
04	1	Exercise 1. Listen and chant
05	1	Exercise 4. Guessing Game
06	1	Exercise 1. Listen and point
07	1	Exercise 2. Listen, point, and say
08	1	Exercise 3. Listen and make the sounds
09	1	Exercise 4. Old MacDonald
10	1	Exercise 1. Listen and say
11	1	Exercise 3. Listen and write
12	1	Exercise 4. Listen, count, and write
13	2	Exercise 1. Listen and say
14	2	Exercise 4. Hot Potato Game
15	2	Exercise 1. Listen and chant
16	2	Exercise 2. Listen, point, and pronounce
17	2	Exercise 3. Chant and do
18	2	Exercise 1. Listen and point
19	2	Exercise 2. Listen, point, and pronounce
20	2	Exercise 3. Chant and do
21	2	Exercise 1. Listen and say
22	2	Exercise 3. Listen and write
23	2	Exercise 3. Listen, write, and chant
24	3	Exercise 1. Listen and say
25	3	Exercise 4. Listen and match
26	3	Exercise 6. Point, ask, and answer
27	3	Exercise 1. Listen, point, and chant
28	3	Exercise 2. Change the words and chant
29	3	Exercise 4. Listen and circle
30	3	Exercise 1. Listen, point, and practice
31	3	Exercise 2. Listen and say
32	3	Exercise 3. Listen, read, and answer
33	3	Exercise 1. Listen, point, and say
34	3	Exercise 2. Listen and number
35	3	Exercise 3. Listen, point, and say
36	3	Exercise 4. Listen and number
37	3	Exercise 5. Listen and check
38	3	Exercise 6. Listen to the sound
39	3	Exercise 7. Listen and circle



CD 2 Audio Track List

Track	Unit	Phonics Practice Section
02	1	Exercise 1. Listen, trace the first letter
03	1	Exercise 2. Listen and write
04	1	Exercise 1. Listen, trace the first letter
05	1	Exercise 2. Listen and write
06	1	Exercise 1. Listen, point, and say
07	1	Exercise 2. Listen to the sound, check, and write.
08	1	Exercise 3. Listen, point, and say
09	1	Exercise 4. Listen to the sound, check, and write.
10	2	Exercise 1. Listen, point, and say
11	2	Exercise 2. Listen and circle
12	2	Exercise 3. Read and match
13	2	Exercise 1. Listen, point, and say
14	2	Exercise 2. Listen, point, and say
15	2	Exercise 3. Listen to the sound and circle
16	2	Exercise 1. Listen, point, and say
17	2	Exercise 2. Listen and circle
18	2	Exercise 1. Listen, point, and say
19	2	Exercise 2. Listen to the sound and circle

CD 3 Audio Track List

Track	Unit	Workbook Section
02	1	Exercise 1. Listen and practice
03	1	Exercise 1. Listen and practice
04	1	Exercise 1. Listen and chant
05	1	Exercise 1. Listen, point, and count
06	1	Exercise 1. Listen, point, and practice
07	1	Exercise 1. Listen, point, and practice
08	1	Exercise 1. Listen, point, and practice
09	1	Exercise 1. Listen, point, and chant
10	2	Exercise 1. Listen and practice
11	2	Exercise 1. Listen, point, and practice
12	2	Exercise 1. Listen and chant
13	2	Exercise 1. Listen, point, and practice
14	2	Exercise 1. Listen, point, and practice
15	2	Exercise 1. Listen, practice, and say
16	2	Exercise 1. Listen, point, and practice
17	2	Exercise 1. Listen, point, and practice
18	3	Exercise 1. Listen, point, and practice
19	3	Exercise 1. Listen and circle
20	3	Exercise 1. Listen and chant
21	3	Exercise 1. Listen and practice
22	3	Exercise 1. Listen and practice
23	3	Exercise 1. Listen and practice
24	3	Exercise 1. Listen and check
25	3	Exercise 1. Listen and circle



الحد الأدنى	الرمز	By the end of the year students will be able to:
X	1/7/4	Recognize and produce the sounds of the English alphabet.
X	2/7/4	Recognize short and only some long vowels: {long /a/ as in "cake", long /e/ as in "sea", long /o/ as in "nose", and long /i/ as "kite"}.
X	3/7/4	Recognize and differentiate between some English letters (b & p), (f & v).
	4/7/4	Recognize and produce only some English digraphs such as, (th, sh, ch).
X	5/7/4	Recognize and match sounds to letters.
X	6/7/4	Participate verbally and non-verbally in short simple activities: greeting, giving and receiving commands and instructions.
X	7/7/4	Recognize intonation patterns of statements and questions.
X	8/7/4	Ask and respond to simple assigned sentences in present tense form with the verb (like) using first and second person singular and in affirmative, negative and interrogative statements and (Yes/No questions).
X	9/7/4	Ask and respond to basic questions about personal information using verb to be (am, is, are),(have got) and wh. questions (what, where, who, how).
X	10/7/4	Recognize and use indefinite articles (a, an) using (this and that).
X	11/7/4	Recognize and apply regular plural formation using (these and those).
X	12/7/4	Recognize and apply subjective pronouns correctly (I, You, He, She, It, We, They).
	13/7/4	Recognize prepositions of place (in, on)
	14/7/4	Talk about feelings in simple and short sentences.
X	15/7/4	Identify main colours (red, blue, green, black, white, yellow. brown)
X	16/7/4	Identify and talk about classroom objects which are assigned in the book.
	17/7/4	Identify and talk about family members and possession using two possessive adjectives: (my, your)
	18/7/4	Identify and talk about food, animals, clothes.
	19/7/4	Talk about likes and dislikes.
	20/7/4	Be willing to listen to short digital and recoded materials.
X	21/7/4	Utter simple words and numbers (cardinal numbers 1-19).
	22/7/4	Read and count numbers in tens (10-100).
X	23/7/4	Read aloud simple words and sentences.
X	24/7/4	Read and match words to photos/drawings.
X	25/7/4	Read and comprehend simple short sentences.
X	26/7/4	Spell some simple sight words correctly.
	27/7/4	Be willing to read simple short illustrated stories.
X	28/7/4	Recognize and apply the directionality in writing English (e.g. left/right, top/bottom).
X	29/7/4	Use lined paper correctly with headline, midline, and baseline.
X	30/7/4	Copy words, numbers and simple short sentences.
X	31/7/4	Write upper/lower case letters correctly.
X	32/7/4	Use appropriate spacing between words and sentences.
X	33/7/4	Write guided short answers to written questions.
X	34/7/4	Do controlled writing such as supplying missing letters and words.
X	35/7/4	Recognize and apply the punctuation and capitalization assigned for this grade: (capitalizing the beginning of names, sentences, questions and the use of full stop and question mark).

WORKBOOK
1

WE CAN!





Contents

Workbook		
Unit 1	Animals	41
Unit 2	Days and Weather	49
Unit 3	Feelings and Things	57



Unit 1 Animals



Goal 57 CD3 02 Animals: Talk Time

I can act out the talks about pets with a partner.

I listened to CD3 02 ☒ ☒ ☒ ☒ ☒ ☒ ☒ days this week.

Name _____ Class _____



1 Listen and practice. Trace.

Do you have a pet?

Yes, I do.
I have a turtle.

Do you have a pet?

Do you have
a pet?

No, I don't.

2 Trace and write.

W W W



Goal 58 CD3 03 Animals: Talk Time




I can count from 11 to 20.

I listened to CD3 03 ☒ ☒ ☒ ☒ ☒ ☒ ☒ days this week.

Name _____ Class _____

1 Listen and practice. Trace.

11 12 13 14 15
16 17 18 19 20



2 Trace and write.





Goal 59 CD3 04 Animals: Rhythms and Sounds

I can chant the *PACO* chant by myself using good rhythm.

I listened to CD3 04 ☒ ☒ ☒ ☒ ☒ ☒ ☒ days this week.

Name _____ Class _____



1 Listen and chant. Trace.

There was a farmer
who had a horse,
And Paco was
his name-oh!



P-A-C-O, P-A-C-O, P-A-C-O,
And Paco was his name-oh!



2 Trace and write.





Goal 60 CD3 05 Animals: Rhythms and Sounds



I can count from 11 to 20 and back.

I listened to CD3 05 ☒ ☒ ☒ ☒ ☒ ☒ ☒ days this week.

Name _____ Class _____

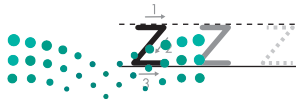
1 Listen, point, and count. Trace.

11 12 13 14 15
16 17 18 19 20
20 19 18 17 16
15 14 13 12 11

11 horses, 12 horses, 13 horses, 14 ...



2 Trace and write.



Goal 61 CD3 06 Animals: Words

I can say the names of three animals.



I listened to CD3 06 ☒ ☒ ☒ ☒ ☒ ☒ ☒ days this week.

Name _____ Class _____




1 Listen, point, and practice. Trace.

fish, mouse, cat



sheep, chicken, horse

2 Trace and write.



Aa

Bb



Goal 62 CD3 07 Animals: Words



I can make the sounds of three animals.

I listened to CD3 07 ☒ ☒ ☒ ☒ ☒ ☒ ☒ days this week.

Name _____ Class _____

1 Listen, point, and practice. Trace.

Moo!
Moo!



Neigh! Neigh!



Tweet!
Tweet!



Cluck!
Cluck!

Baa! Baa!



2 Trace and write.

Cc Dd

Goal 63 CD3 08 Animals: Phonics

I can make the sounds of the letters S, T, U, and V.


I listened to CD3 08 ☒ ☒ ☒ ☒ ☒ ☒ ☒ days this week.

Name _____ Class _____




1 Listen, point, and practice. Trace.

S says s, s, sun.
T says t, t, tiger.
U says u, u, umbrella.
V says v, v, vase.



2 Trace and write.



Tracing practice lines for the letters S, T, U, and V.



Goal 64 CD3 09 Animals: Phonics

I can count from 20 to 30 and back.

I listened to CD3 09 ☒ ☒ ☒ ☒ ☒ ☒ ☒ days this week.

Name _____ Class _____



1 Listen, point, and chant. Trace.

20 21 22 23

24 25 26 27

28 29 30

30 29 28 27

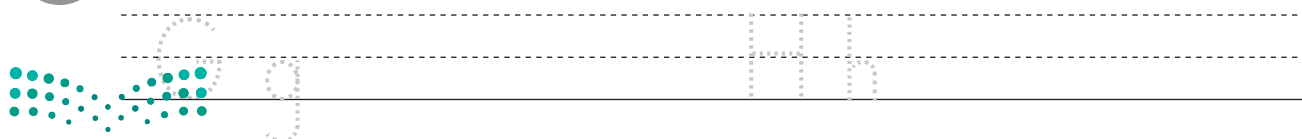
26 25 24 23

22 21 20

20 marbles, 21 marbles,
22 marbles, 23 ...



2 Trace and write.



Unit 2 Days and Weather



Goal 65 CD3 10 Days and Weather: Talk Time


I can act out the “What day do you like?” talk with a partner.

I listened to CD3 10 ☒ ☒ ☒ ☒ ☒ ☒ ☒ days this week.

Name _____ Class _____

1 Listen and practice. Trace.

What day do you like?



I like Friday.
How about you?


I like Saturday.

I like Thursday! ...



... I like Thursday!

2 Trace and write.



Tracing lines for the sentence "I like Thursday!"



Goal 66 CD3 11 Days and Weather: Talk Time



I can say what day of the week I like.

I listened to CD3 11 ☒ ☒ ☒ ☒ ☒ ☒ ☒ days this week.

Name _____ Class _____

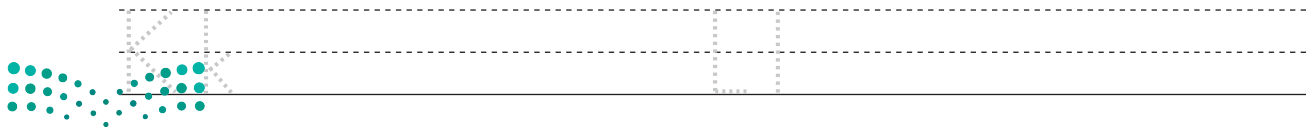
1 Listen, point, and practice. Trace.

I like Saturday
and Sunday.



I like Monday
and Tuesday.

2 Trace and write.





Goal 67 CD3 12 Days and Weather: Rhythms and Sounds

I can chant the *Days of the Week* chant by myself.

I listened to CD3 12 ☒ ☒ ☒ ☒ ☒ ☒ ☒ days this week.

Name _____ Class _____



1 Listen and chant. Trace.

Sunday, Monday,

Tuesday, Wednesday,

Thursday,

Thursday, Friday,

Saturday,

Sunday comes again.

2 Trace and write.

Mm Nn



Goal 68 CD3 13 Days and Weather: Rhythms and Sounds

I can say the days of the week from Sunday to Saturday with good pronunciation.

I listened to CD3 13 ☒ ☒ ☒ ☒ ☒ ☒ ☒ days this week.

Name _____ Class _____

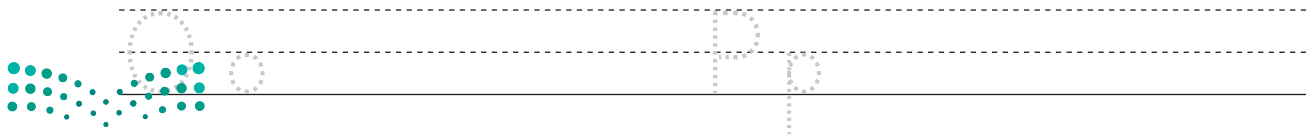


1 Listen, point, and practice. Trace.

Sunday, Monday,
Tuesday, Wednesday,
Thursday, Friday,
Saturday



2 Trace and write.



Goal 69 CD3 14 Days and Weather: Words

I can say three sentences about weather.

I listened to CD3 14 ☒ ☒ ☒ ☒ ☒ ☒ ☒ days this week.

Name _____ Class _____



1 Listen, point, and practice. Trace.



It's rainy today.



It's windy today.



It's rainy today.

It's sunny today.



2 Trace and write.





Goal 70 CD3 15 Days and Weather: Words

I can say what the weather is like today.


I listened to CD3 15 ☒ ☒ ☒ ☒ ☒ ☒ ☒ days this week.

Name _____ Class _____



1 Listen, practice, and say. Trace.

It's sunny today.

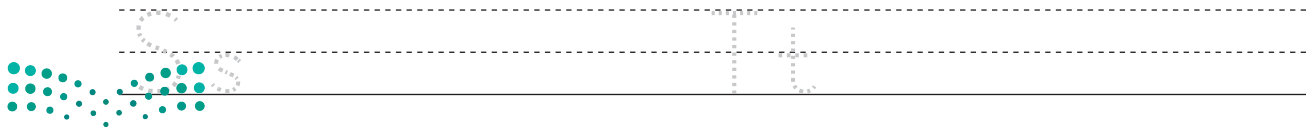


It's sunny and windy today.

Write the weather today.

It's _____ today.

2 Trace and write.



Goal 71 CD3 16 Days and Weather: Phonics

I can make the sounds of the letters W, X, Y, and Z.


I listened to CD3 16 ☒ ☒ ☒ ☒ ☒ ☒ ☒ days this week.

Name _____ Class _____



1 Listen, point, and practice. Trace.

W says w, w, wolf.
X says x, x, fox.
Y says y, y, yard.
Z says z, z, zebra.



W, w, w, w, w, w,
wwwwwwooo!

2 Trace and write.



W w W w



Goal 72



Days and Weather: Numbers



I can count from 10 to 100 in tens.

I listened to CD3 17 ☒ ☒ ☒ ☒ ☒ ☒ ☒ days this week.

Name _____ Class _____

1 Listen, point, and practice. Trace.


10 20 30 40

50 60 70 80

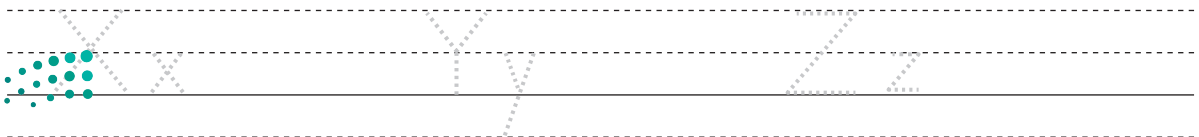
90 100



10 eggs, 20 eggs, 30 eggs, 40 ...



2 Trace and write.



Unit 3 Feelings and Things



Goal 73 CD3 18 Feelings and Things: Talk Time

I can ask someone "What's the matter?" and get the answer.

I listened to CD3 18 ☒☒☒☒☒☒☒ days this week.

Name _____ Class _____

1 Listen, point, and practice. Trace.

Yes, I am.
I have a
new laptop.
Look!

Are you happy?




What's the matter?



I'm thirsty and my
friend is hungry.

2 Write.

Are you and your friend _____?





Goal 74 CD3 19 Feelings and Things: Talk Time



I can point, ask, and say how someone is feeling.

I listened to CD3 19 ☒ ☒ ☒ ☒ ☒ ☒ ☒ days this week.

Name _____ Class _____

1 Listen and circle *T* or *F*.

1. He's not happy. T ☒ F

2. He's hungry. T F

3. He's sleepy. T F

4. She's not angry. T F

5. She's happy. T F

6. She's scared. T F



2 Write answers. Use *I*, *we*, *he*, or *she*.

1. Are you and your friend thirsty?

Yes, we are. OR No, we aren't.

2. Is your friend happy today?

3. Are you angry?

4. Are you and your friend sleepy?



Goal 75 CD3 20 Feelings and Things: Rhythms and Sounds

I can chant, ask "Are/you/he/she/we/they ...?", and get the answer.

I listened to CD3 20 ☒ ☒ ☒ ☒ ☒ ☒ ☒ days this week.

Name _____ Class _____



1 Listen and chant. Trace.



Are you hungry? Are you thirsty?



Are you happy? Are you sad?



What's the matter? What's the matter?



They're all hungry, they're all sad!

Who is angry? Who is scared?



She is angry and she's scared.



Who is sleepy? Who is bored?



He is sleepy and he's bored.



What's the matter?

What's the matter?

We're all happy, we're all well!

2 Circle the word and write the sentence. Begin with a CAPITAL letter and end with a full stop (.).

1. these are watches These

2. the boys are happy



Goal 76 CD3 21 Feelings and Things: Rhythms and Sounds

I can listen, read, and answer questions correctly.


I listened to CD3 21 ☒ ☒ ☒ ☒ ☒ ☒ ☒ days this week.

Name _____ Class _____



1 Listen and practice. Write.

ten happy parrot big and hungry good



2 Write the questions again and answer. Begin with a CAPITAL letter and use a question mark (?).

1. what's your name

What's _____

My _____

2. how old are you

I'm _____



3. are you happy or sad

Goal 77 CD3 22 Feelings and Things: Words

I can talk and ask about clothes using "These" or "Those".

I listened to CD3 22 ☒ ☒ ☒ ☒ ☒ ☒ ☒ days this week.

Name _____ Class _____



1 Listen and practice. Color and write *These* or *Those*.



These skirts are blue.




Those trousers are blue.



_____ T-shirts are white.



_____ glasses are brown.



_____ caps are green.



_____ shoes are red.

2 Find and write the words.

cap hat shoes green skirt red glasses white trousers

1. cap 2. _____ 3. _____

4. _____ 5. _____ 6. _____

7. _____ 8. _____ 9. _____



Goal 78 CD3 23 Feelings and Things: Words

I can say where something is using “in” and “on”.

I listened to CD3 23 ☒ ☒ ☒ ☒ ☒ ☒ ☒ days this week.

Name _____ Class _____



1 Listen and practice. Trace.

Kenan's Diary

I'm happy today! My friend Pete is here for the day! We have many toys and games to play!
We are in my room. My new laptop is on the desk.
All our computer games are on the desk too!

2 Write *in* or *on*.



My sock is ____ the bed. The ring is ____ the box.

3 Answer the questions. Use *in* or *on*.

Where are your books? They're in my bag/on my desk.

Where is your pen? It's _____.

Where are your notebooks? _____.

Goal 79 CD3 24 Feelings and Things: Phonics

I can recognize and say b/p, f/v, sh, ch, th, and a/a_e, i/i_e, o/o_e, u/u_e

I listened to CD3 24 ☒ ☒ ☒ ☒ ☒ ☒ ☒ days this week.

Name _____ Class _____



1 Listen and check ✓. Then write.

1. b ☐ p ☐ ____all
2. b ☐ p ☐ ____uppet
3. v ☐ f ☐ ____ase
4. v ☐ f ☐ ____ace
5. sh ☐ ch ☐ ____ip
6. sh ☐ ch ☐ ____eese
7. ☒th ☐ ☒th ☐ ____is
8. ☒th ☐ ☒th ☐ ____ree



3

2 Say and check ✓ LONG or SHORT sound.

	ship	sheep	sea	sit	speak	week
LONG						
SHORT	✓					



Goal 80



Feelings and Things: Phonics

I can recognize and match sounds to letters.


I listened to CD3 25 ☒ ☒ ☒ ☒ ☒ ☒ ☒ days this week.

Name _____ Class _____



1 Listen and circle the word. Then match.

- | | | |
|----------|------|------|
| 1. pin | pine | nine |
| 2. van | vase | save |
| 3. cube | tub | tube |
| 4. rice | ring | nice |
| 5. cut | cute | cat |
| 6. tap | cap | tape |
| 7. rope | rice | rose |
| 8. five | fine | fin |
| 9. tape | cake | make |
| 10. rope | tape | top |



5



2 Circle the word and write the sentence. Begin with a CAPITAL letter and end with a full stop (.).



1. jim is happy Jim

2. he likes math _____