



The smart way to learn  
English  
with teacher



“MARIAM ALRUJAIB”



Grade 1



“Unit 6”




Done by :T.Mariam Alrujaib

# Unit 6 "Yummy Food"

Read the sentences and tick (✓) or (x)


1- It is a corn.



2- I have a basket .



3- I like pizza.



# Unit 6 "Yummy Food"


Ask and answer:

1- Can I have *a chocolate*, please?



Yes, here you are.

2- Can I have *an orange*, please?



Sorry, we *don't* have.

# Unit 6 "Yummy Food"


Read and complete:

1- Can I have *a* ....., please?

Yes, here you are.

2- Can I have *an* ....., please?

Sorry, we *don't* have.



# Unit 6 "Yummy Food"

i + t = it

1-

k it

2-

p it

3-

f it

# Unit 6 "Yummy Food"

Read and complete the pattern:

it

sit

# Unit 6 "Yummy Food"

A) Circle the odd one out:

map

fit

nap

B) Circle the odd one out:

can

kit

pit

# Unit 6 "Yummy Food"

Read and complete:

1- Hamad has brown .....



2- She can .....



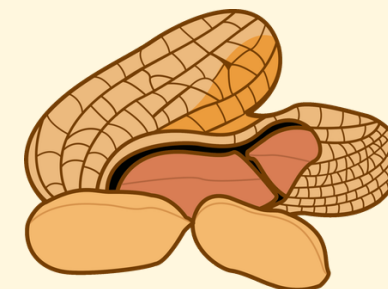

# Unit 6 "Yummy Food"

Match sentences to pictures:

1-Noura likes to eat sandwich.

2-Peanuts are salty.

3-Apples are sweet.



# Unit 6 "Yummy Food"

Trace and copy:

1  
2  
3  
4  
16      17      18      19      20


1  
2  
3  
4  
16      17      18      19      20

1  
2  
3  
4

1  
2  
3  
4

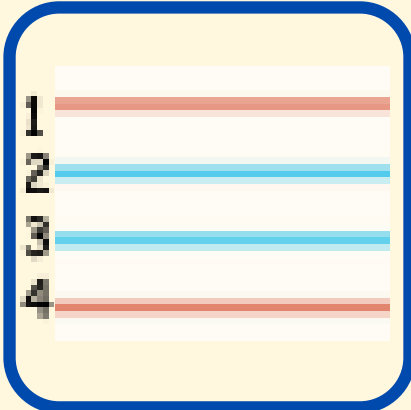
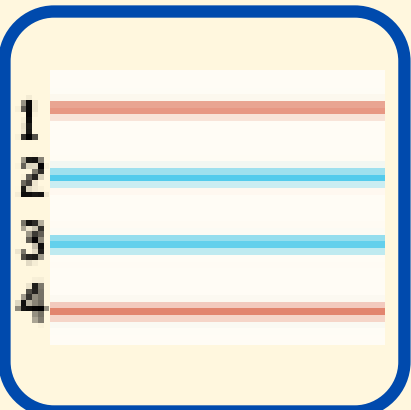
1  
2  
3  
4

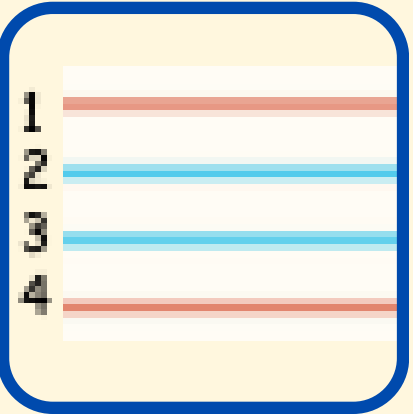
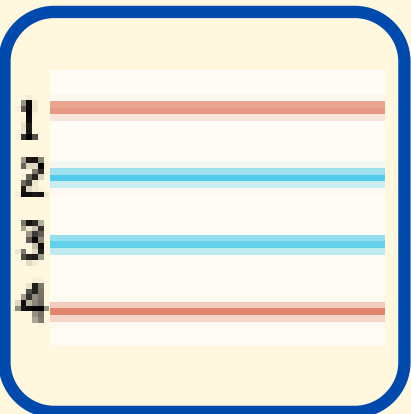
1  
2  
3  
4

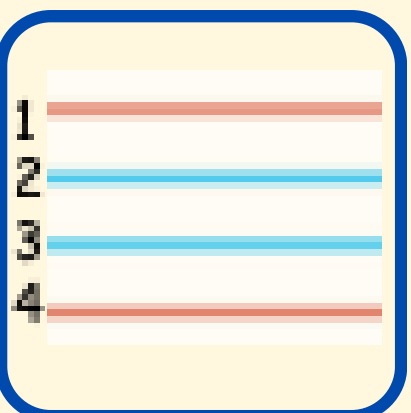
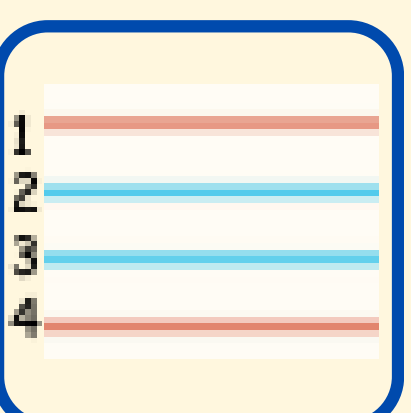


# Unit 6 "Yummy Food"

Write the missing numbers:


1- 11  13  15

2-  17 18  20

3- 15  17  19

# Unit 6 "Yummy Food"

Choose what do you like to eat?



# Unit 6 "Yummy Food"

Ask and answer:

1-

1  
2  
3  
4  
What do you like to eat?

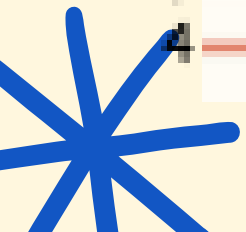

1  
2  
3  
4  
I like to eat carrot.



2-

1  
2  
3  
4  
What does he like to eat?

1  
2  
3  
4  
He likes to eat pizza.



# Unit 6 "Yummy Food"

Read and complete:

1-

I like to eat .....



1

I don't like to eat .....



2-

She likes to eat .....



1

She doesn't like to drink .....



# unit 6 "Yummy Food"

a+m=am


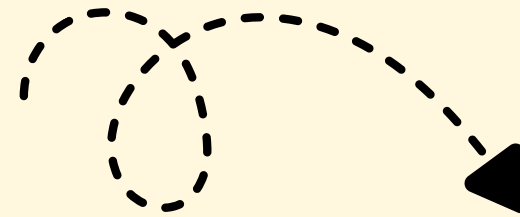

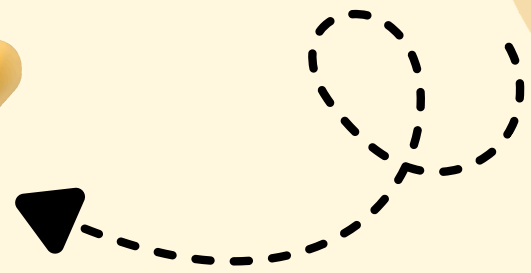
1- j am

2- y am

3- t am

# unit 6 "Yummy Food"

Read and complete the pattern:



# Unit 6 "Yummy Food"

A) Circle the odd one out:

yam

fit

kit

B) Circle the odd one out:

jam



clap

tam

# Unit 6 "Yummy Food"



Write the initials to find the secret word:



Handwriting practice lines consisting of four horizontal lines: a top red line, two middle blue lines, and a bottom red line.

Handwriting practice lines consisting of four horizontal lines: a top red line, two middle blue lines, and a bottom red line.

Handwriting practice lines consisting of four horizontal lines: a top red line, two middle blue lines, and a bottom red line.



Handwriting practice lines consisting of four horizontal lines: a top red line, two middle blue lines, and a bottom red line.

# Unit 6 "Yummy Food"

Copy the following:

1-

1  
2  
3  
4  
*an ice-cream*

1  
2  
3  
4

2-

1  
2  
3  
4  
*He buys food.*

1  
2  
3  
4



# Unit 6 "Yummy Food"

Write the missing words to complete the sentence:

1-

1  
2  
3  
4  
It is a **b**.....



2-

1  
2  
3  
4  
Reem eats **c**.....



3-

1  
2  
3  
4  
I like **j**.....



4-

1  
2  
3  
4  
She can **s**.....



# Unit 6 "Yummy Food"

## "WORD LIST"



No	word	part of speech	lesson
1	picnic	noun	1
2	sandwich	noun	1
3	yummy	adjective	1
4	food	noun	1
5	basket	noun	1
6	juice	noun	2
7	chocolate	noun	2
8	cheese	noun	2
9	milk	noun	2
10	kit	noun	3
11	pit	noun	3
12	fit	verb	3
13	salty	adjective	4
14	like	verb	4
15	sweet	adjective	4
16	buy	verb	4
17	eat	verb	4
18	peanut	noun	4
19	hungry	adjective	6
20	pizza	noun	6
21	burger	noun	6
22	carrot	noun	7
23	tam	noun	8
24	yam	noun	8
25	slowly	adverb	9
26	cold	adjective	9
27	ice cream	noun	9

