وزارة التربية
Ministry of Education
State of Kuwait | دولـــة الكويـت

SKYLINE ENGLISH

Student's Book

3B

SKYLINE ENGLISH Student's Book 3B

وزارة التربية
Ministry of Education
State of Kuwait | دولـــة الكويـت

SKYLINE ENGLISH

Student's Book

3B

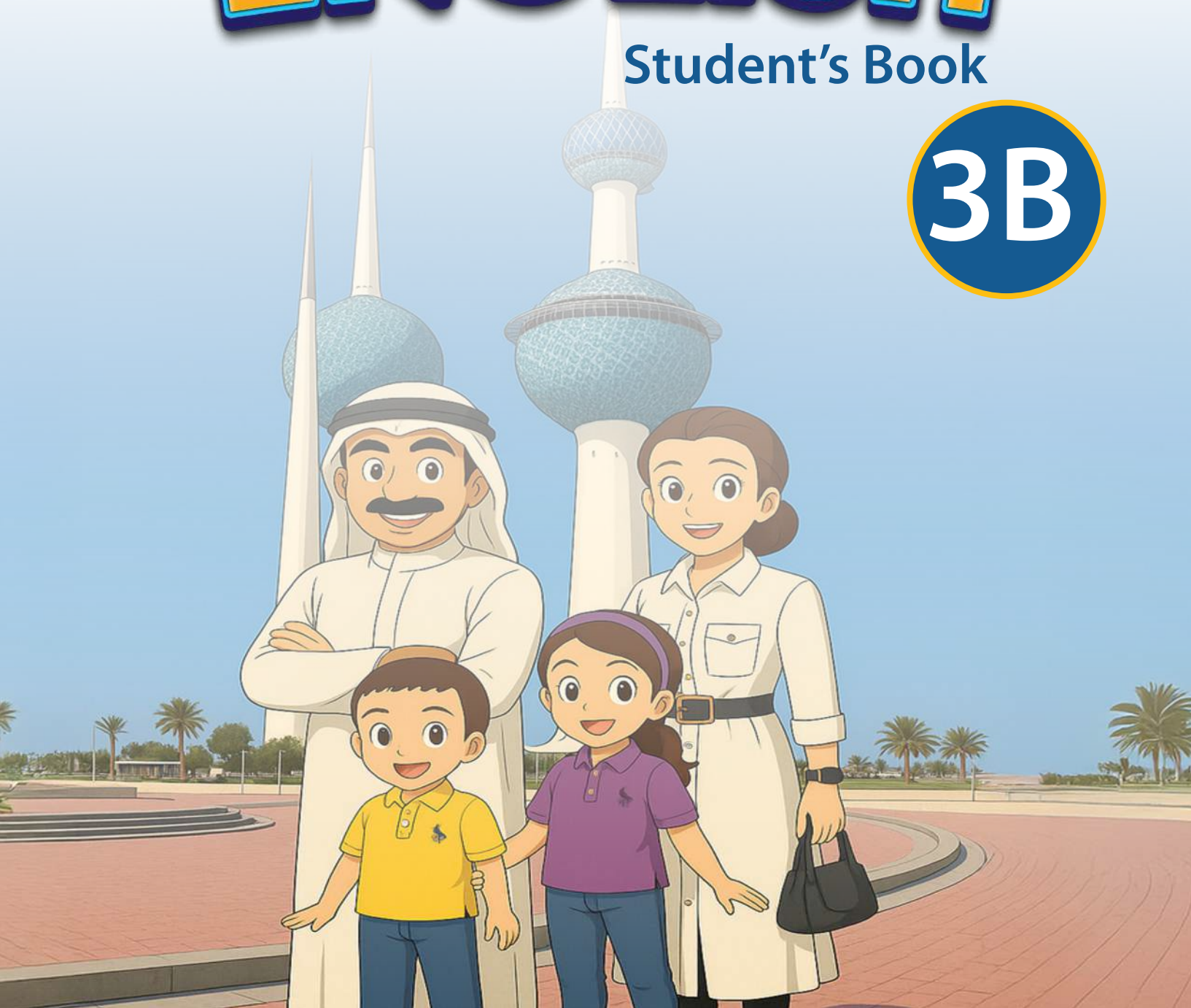

© Ministry of Education - State of Kuwait. 2025
All rights reserved; no part of this publication may be reproduced, stored in a retrieval system, or transmitted in any form or by any means, electronic, mechanical, photocopying, recording, or otherwise, without the prior written permission of the Publishers.

First Edition 2025-2026

Printed in Kuwait by: Pixel Printing Materials and Supplies LLC

The Ministry of Education gratefully acknowledges the following authors for their role in the creation of the Skyline English for Kuwait series (2025 Edition):
Mrs. Amal Shayea Mohammed Al-Jimaz, Acting General ELT Supervisor, MOE;
Mrs. Girmeen Al- Sayed Soliman Gendia, ELT Supervisor, MOE;
Mrs. Woroud Mohammed Alkhaled Molouk, ELT Supervisor, MOE;
Mrs. Eman Qassim Mohammed Al-Bloshi, ELT Supervisor, MOE;
Mrs. Sakeena Hussain Ahmed Kankouni, ELT Supervisor, MOE;
Mrs. Sahar Abdulaziz Abdullah Malak , ELT Supervisor, MOE;
Mrs. Kholoud Zaid Nassar Zaid, ELT Supervisor, MOE;
Mrs. Bedour AbdulAziz Marzouq Almeshaileh, HOD, MOE;
Mrs. Hanadi Mejbel Huzaim Al-Mutairi, HOD, MOE;
Ms. Fatma Emad Abdulhadi AlSaeed, English Teacher, MOE.

Evaluation **PDF Book**

أودع بمكتبة الوزارة تحت رقم (430) بتاريخ 2025/12/11 م

بسم الله الرحمن الرحيم

حضرة صاحب السمو الشيخ مشعل الأحمد الجابر الصباح

أمير دولة الكويت

H.H. Sheikh Meshal AL-Ahmad Al-Jaber Al-Sabah
Amir Of The State Of Kuwait

سمو الشيخ صباح خالد الحمد الصباح
ولي عهد دولة الكويت

H. H. Sheikh Sabah Khaled Al-Hamad Al-Sabah
Crown Prince Of The State Of Kuwait

Content

Content	Page
Introduction	I - III
Icon guide	IV - V
Characters	VI
Follow-up sheet	1
Scope and Sequence	2 - 3
The First Learning Unit	
Unit Five: Happy Dates	
Learning Outcomes	4 - 5
Unit Five: Happy Dates	6 - 13
Progress Test	14 - 15
Project	16
Minimum Words to be Taught	17
Song	19
Unit Six: Colours Of Seasons	
Learning Outcomes	20 - 21
Unit Six: Colours Of Seasons	22 - 29
Progress Test	30 - 31
Project	32
Minimum Words to be Taught	33
Song	35

Content

The Second Learning Unit	
Unit Seven: Hobbies And Fun	
Learning Outcomes	36 - 37
Unit Seven: Hobbies And Fun	38 - 45
Progress Test	46 - 47
Project	48
Minimum Words to be Taught	49
Song	51
Unit Eight: Let's Enjoy The Weekend	
Learning Outcomes	52 - 53
Unit Eight: Let's Enjoy The Weekend	54 - 61
Progress Test	62 - 63
Project	64
Minimum Words to be Taught	65
Song	67

Introduction

Introduction to the Skyline English Series – Primary Stage (Kuwait)

About the Skyline English Series

The Skyline English Series is a comprehensive and progressive curriculum specifically designed for primary school learners in the State of Kuwait. Grounded in pedagogical excellence and aligned with both international language acquisition standards and national curriculum requirements. The series empowers young learners to develop essential language skills that support academic achievement, personal growth and global awareness. Each level of the Skyline Series is thoughtfully structured to support students' linguistic, cognitive and emotional development through meaningful, age-appropriate and culturally relevant content.

Vision and Purpose

The Skyline English Series envisions an educational environment where students are not only proficient in English but also equipped with the skills required for lifelong learning and responsible citizens. The series seeks to cultivate a love for language learning while fostering moral values, collaboration and respect for diversity. With a focus on clear learning outcomes and interactive methodologies, Skyline promotes learner autonomy, creativity, and engagement.

Introduction

Alignment with Kuwait Vision 2035

Skyline English directly supports the national goals of Kuwait Vision 2035, particularly within the pillar of Human Capital Development. The series contributes to creating a generation of knowledgeable, skilled, and globally competent learners who can actively participate in Kuwait's socio-economic transformation. By promoting bilingual communication, analytical thinking, and digital literacy, the Skyline Series helps foster the development of a modern, knowledge-based society. Lessons are designed to foster national pride while preparing students to engage constructively in an interconnected world.

Integration of 21st Century Skills and Educational Values

The Skyline English Series incorporates key 21st-century learning indicators such as critical thinking, creativity, collaboration, communication and digital competence. The curriculum is also embedded with core educational values, including:

- Respect for others and cultural identity
- Integrity and ethical behavior
- Cooperation and teamwork
- Environmental and civic responsibility
- Perseverance and self-improvement

Each unit in the series is enriched with tasks that require active participation, problem-solving, reflection and real-life application of language skills.

Introduction

A Curriculum for the Future

Skyline English serves as a bridge between moral values and forward-looking education. By supporting Kuwait's National Education Framework and embracing global benchmarks. The series ensures that students are prepared for the demands of the future while remaining rooted in their identity. Through its engaging content, structured progression and inclusive design, Skyline nurtures a confident, articulated, and responsible generation of English learners.

Grade Three Curriculum Standards

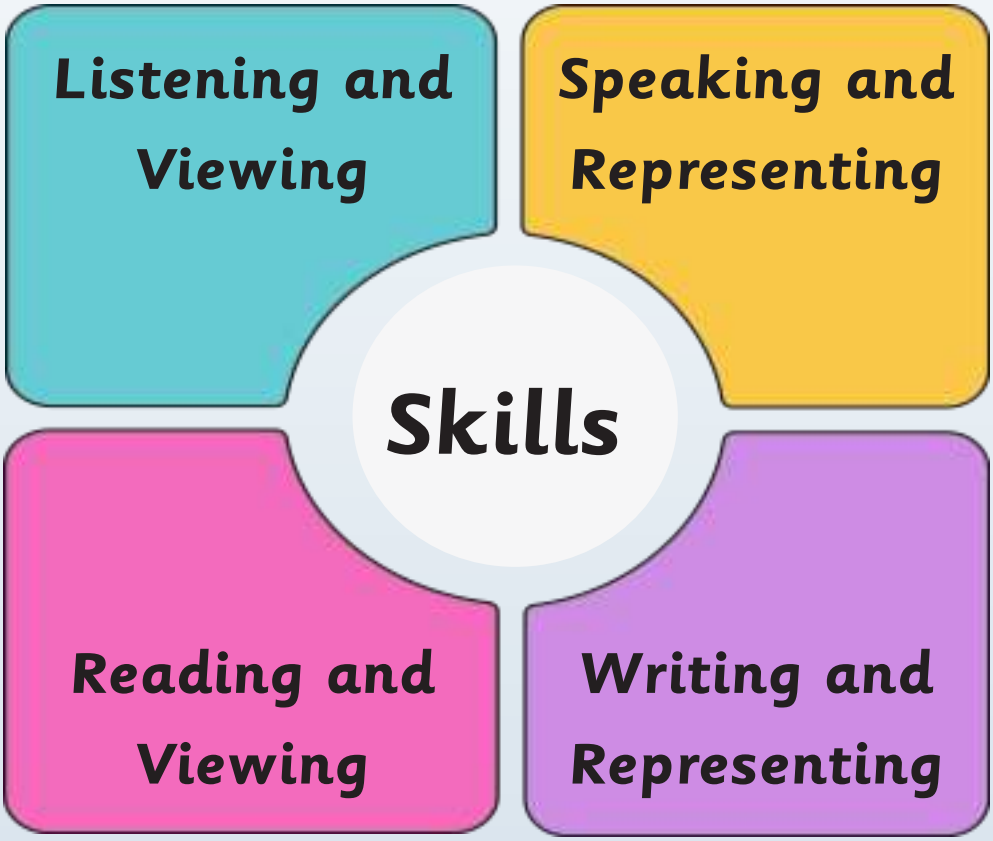

Icon Guide

1. listen and answer

2. say/speak

3. read again & answer

4. write / complete

5. ask & answer

6. circle/ choose

7. draw/ colour

8. match / connect

9. before tasks

10.odd one out

11. blend

12. count

13. solve

14. combine/ blend & write

15. listen again & answer

16. read & answer

Icon Guide

17. draw & lable

18. find & write

19. group rhyming words

20. read & complete

21. think, pair & share/ extension

22. blend & write

23. read & re-order

24. reorder words

25. pair work

26. group work

Sagoor
MEET OUR CHARACTERS
GRANDFATHER
GRANDMOTHER
FATHER
MOTHER
HAMAD
NOURA
Hamad's Family
FATHER
MOTHER
FAHAD
REEM
Fahad's Family
TEACHER MR. ALI
TEACHER MRS. AMAL

Do your homework and keep your book neat.

Weekly Follow-up Sheet

No.	Date	Student's Book			Workbook & Homework		
		Excellent Effort	Almost There	Needs Work	Excellent Effort	Almost There	Needs Work
1		❑	❑	❑	❑	❑	❑
2		❑	❑	❑	❑	❑	❑
3		❑	❑	❑	❑	❑	❑
4		❑	❑	❑	❑	❑	❑
5		❑	❑	❑	❑	❑	❑
6		❑	❑	❑	❑	❑	❑
7		❑	❑	❑	❑	❑	❑
8		❑	❑	❑	❑	❑	❑
9		❑	❑	❑	❑	❑	❑
10		❑	❑	❑	❑	❑	❑
11		❑	❑	❑	❑	❑	❑
12		❑	❑	❑	❑	❑	❑
13		❑	❑	❑	❑	❑	❑
14		❑	❑	❑	❑	❑	❑

Scope and Sequence

Unit Title	Language Functions	Grammar	Vocabulary	Values	Songs
Unit Five Happy Dates	• Expressing and asking about personal and public celebrations • Identifying and sequencing events in order	•Present simple •Ordinal numbers	•Festivals & celebrations •Months of the year	• Respect • Belonging **21st Century Skills** • Communication •Social and Cultural Awareness	We Don't Eat Before Dawn
Project	• My **Invitation**				

Unit Title	Language Functions	Grammar	Vocabulary	Values	Songs
Unit Six Colours Of Seasons	• Describing past events and seasonal experiences • Asking for and giving information	• Past simple • Comparative adjectives	• Weather and seasons • Camping	• Responsibility • Curiosity **21st Century Skills** •Environmental Awareness •Collaboration	Colours of Seasons
Project	• My Weather Camera				

Scope and Sequence

Unit Title	Language Functions	Grammar	Vocabulary	Values	Songs
Unit Seven Hobbies And Fun	• Talking about personal hobbies and activities • Describing possessions and belongings	• Like, enjoy + gerund • Possessive adjectives	• Hobbies • Activities	• Friendship • Confidence **21st Century Skills** • Time Management • Self-Expression	My Hobbies
Project	• My Favourite Hobby				

Unit Title	Language Functions	Grammar	Vocabulary	Values	Songs
Unit Eight Let's Enjoy The Weekend	• Making and responding to plans • Asking for and giving information	• Future simple (going to) • Past simple	• Weekend • Transport	•Gratitude •Family bonding **21st Century Skills** • Decision making •Planning and organisation	Our Family Weekend
Project	• My Weekend Memories				

Unit 5 Happy Dates

Learning Outcomes

Listening and Viewing:

- Identify key vocabulary related to Ramadan, and national celebrations.
- Allocate main ideas in short spoken dialogues about events.
- Interpret visuals while listening to information about special days.
- Follow spoken instructions to sequence events.
- Exhibit understanding of audio-visual materials by completing simple tasks.
- Exhibit interest and positive engagement during listening tasks about cultural values.

Speaking and Representing:

- Apply correct grammatical forms in negative sentences in guided speaking tasks.
- Produce simple spoken sentences using the present simple tense to talk about what they don't do.
- Use ordinal numbers and prepositions of time accurately when expressing dates and events in spoken sentences.
- Ask and answer questions about birthday dates and national celebrations.
- Produce clear pronunciation of celebration vocabulary and months.
- Exhibit cooperation when engaging in pair-work speaking activities.
- Present an invitation orally, stating date, place, and purpose clearly.
- Demonstrate confidence while speaking in front of peers about celebrations.

Unit 5 Happy Dates

Learning Outcomes

Reading and Viewing:

- Identify the main idea of short texts describing celebrations.
- Use context clues to infer meaning of unfamiliar vocabulary.
- Interpret charts, timelines, and calendars related to special dates.
- Answer comprehension questions with supporting facts from the text.
- Demonstrate careful reading habits by attending to details.
- Exhibit appreciation for cultural and religious content in texts.

Writing and Representing:

- Construct simple sentences related to Ramadan, Eid, and National Day.
- Apply correct spelling of vocabulary of familiar words in guided sentences.
- Use appropriate punctuation and capitalisation accurately in guided writing activities.
- Produce short, guided paragraphs by following sentence frames.
- Compose a simple invitation including greeting, date, place, and details.
- Exhibit a positive attitude toward writing tasks by completing them with care.

Happy Dates

5

Lesson 1

Listening

I will Learn:

special, date, fast, before, dawn, after, sunset

Before you listen

Do you fast in Ramadan?

Listen to the recording and tick ✓ or ✕

1. Grandmother tells Noura to drink juice. ☐
2. Noura's mother will make rice with chicken for suhoor. ☐
3. Noura wants to fast for the first time. ☐

Listen again, then circle the food Noura ate for suhoor

Ask your friends: What do you do the night before Ramadan?

Lesson 2

Grammar

I will Learn:
month, forget
Present simple

Look and say, then choose the correct answer from a, b or c

I don't drink water when I fast in Ramadan.

I / You / We / They — **don't**

He / She / It — **doesn't**

- have lunch in Ramadan.
- eat before sunset.
- bring a lunchbox to school in Ramadan.

1. They ..... eat before iftar.
   a. don't b. doesn't c. aren't
2. She doesn't ..... up late in Ramadan.
   a. stayed b. stay c. staying

Speaking

I don't forget to pray on time.

Look and say

She

They

He

Ask your friends: What do they do / don't do in Ramadan?

Lesson 3

Reading

I will Learn:

celebrate, prayer, poor, grandparents,mount

Before you read

How does your family celebrate Eid?

Read the following passage and choose the correct answer from a, b or c

Muslims celebrate two Eids: Eid Al-Fitr and Eid Al-Adha. Eid Al-Fitr comes after Ramadan. People wear new clothes. They go to the mosque for the Eid prayer. On Eid, people visit their families, grandparents and friends. **They** enjoy food and give gifts and money to children.

In Dhu Al- Hijjah Muslims go to Makkah for Hajj. They stay on Mount Arafat on the 9th day of Dhu Al- Hijjah. Eid Al-Adha is on the 10th day of Dhu Al -Hijjah. Muslims celebrate Eid Al-Adha by giving lamb meat to family, friends, and poor people. All Muslims feel happy celebrating Eid.

1. The **best title** for the passage could be

   a. Month of Ramadan b. The Two Eids c. Giving Gifts

2. The underlined word **"They"** in line **4** refers to

   a. people b. grandparents c. frineds

Read again, then complete the timeline

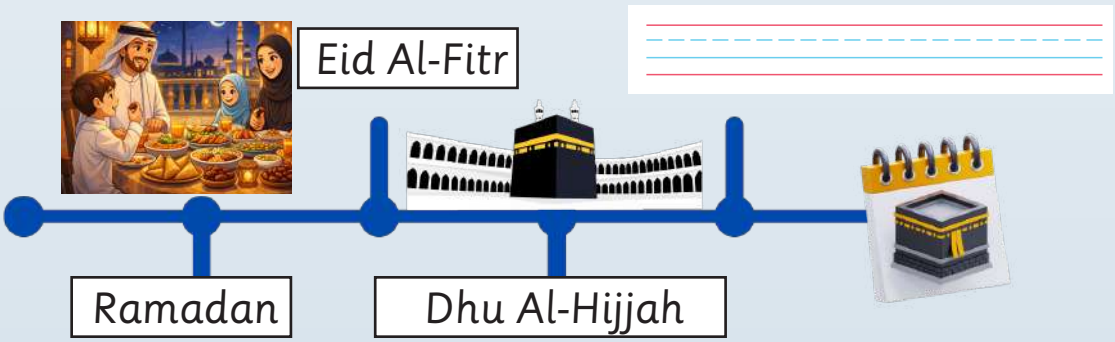

Lesson 4

Spelling

Write the missing words to complete the sentences

1. They _____ Eid by wearing new clothes.

2. Don't _____ to pray on time.

Writing

Write a paragraph about "Ramadan" with the help of pictures and guide words

Muslims – fast

read – Quran

pray – mosque

Ramadan

Ask your friends: How do you celebrate Eid Al-Fitr?

Lesson 5

Listening

I will Learn:

celebration, national, year, march, fireworks, lucky

Before you listen

What do you do on Kuwait's National Day?

Listen to the recording and choose the correct answer from a, b or c

1. Al-Muhrah is from .....
   a. Kuwait b. Bahrain c. United Arab Emirates
2. Al-Muhrah usually stays in Kuwait for ..... days.
   a. one b. two c. three
3. On the second day, Al-Muhrah goes .....
   a. marching b. shopping c. singing

Listen again, then reorder the pictures

Keep Kuwait clean.



Lesson 6

Grammar

I will Learn:

months of the year, birthday
Ordinal numbers, Preposition of time

Ask and answer, then choose the correct answer from a, b or c

When is Kuwait's National Day?

It is on the 25th of February.

When is your birthday?

It is in June.

January	February	March	April	May	June
1st	2nd	3th	4th	5th	6th
First	second	third	fourth	fifth	sixth

July	August	September	October	November	December
7th	8th	9th	10th	11th	12th
seven	eight	ninth	tenth	eleventh	twelfth

1. My birthday is ..... the 8th of December.
   a. in b. on c. at
2. We fast ..... Ramadan.
   a. in b. on c. at

Speaking

Write your birthday on a sticky note to make a Class Birthday Chart and say when your friend's birthday is



Choose a celebration and tell your friend about it.

Lesson 7

Reading

I will Learn:

birth, invite, hold, holiday, later

Before you read

When do we celebrate our Prophet Muhammad's (Peace be upon him) birthday?

Read and answer the following questions

On the 12th of Rabi' Al-Awwal, Muslims around the world celebrate the birth of our Prophet Muhammad (PBUH). On this happy day, families visit each other and share sweets. It is a holiday, so children do not go to school.

Later, when students go back to school, teachers hold a small celebration. They give children gifts and tell beautiful stories about Prophet Muhammad's life. Students learn lessons, like being kind and helping others.

The birthday of our Prophet Muhammad (PBUH) is a special day for all Muslims.

1. When was our Prophet's birthday?

2. What do children learn from the story of our Prophet?

Read again, then choose an exit ticket

Use the word invite in a sentence.

Name other holidays we celebrate.

Lesson 8

Spelling

Write the missing words to complete the sentences

1. We celebrate Eid with our _____.

2. There are 365 days in a _____.

Writing

Write a paragraph about "Kuwait's National Day" with the help of pictures and guide words

(march – street)

(discover – places)

(watch – fireworks)

Kuwait's National Day

Editing Checklist					
Punctuation (Capitals – Full stop)		Spelling		Grammar	

Read, then tick

December	Day ◯	month ◯	year ◯
2028	Day ◯	month ◯	year ◯

Progress Test

Reading

A) Choose the correct answer from a, b or c

1. We visit our .....on Fridays.
   a. fireworks b. grandparents c. months
2. In Hajj, we stay on .....Arafat.
   a. mount b. birthday c. hoilday
3. I usually ..... with my family on Kuwait's National Day.
   a. forget b. invite c. march
4. You are very ..... to have so many gifts.
   a. lucky b. tired c. fizzy

B) Read the following passage and choose the correct answer from a, b or c

Every year, Abrar gets excited about the first day of school. It is a special day for her. Her mother wakes her up early. Abrar puts on her new uniform and shoes, then prepares her backpack with pencils, notebooks, and a small snack.

When Abrar arrives at school, she meets her smiling teachers. After that, she meets her friends. **They** take Abrar to play games with them. Abrar feels lucky to have so many friends at school.

1. The **best title** for the passage could be
   a. A Special Day b. A Smiling Teacher c. Playing Games
2. The underline word **"They"** in line **7** refers to
   a. games b. friends c. teachers
3. Abrar feels ..... to have so many friends at school.
   a. small b. lucky c. new

C) Read the passage again, then answer the following question

1. What does Abrar prepare for the first day of school?

.....

Progress Test

Writing

A) Choose the correct answer from a, b or c

1.I don't ..... water before iftar.

a. drink b. drank c. drinking

2. She doesn't ..... video games in Ramadan.

a. played b. play c. plays

3. Muslims stay on Mount Arafat ..... the 9th day of Dhu Al-Hijjah.

a. at b. in c. on

B) Write a paragraph about "Eid Al-Fitr" with the help of pictures and guide words

(new – clothes)

(pray – mosque)

(visit – grandparents)

Eid Al-Fitr

C) Complete the sentences with the suitable words

1. We _____ every Ramadan.

2. They pray Al-Taraweeh _____ in the mosque.

3. _____ Arafat is in Makkah.

5 Project 5

My Invitation

Instructions:

1. Fold a piece of paper to make a card.
2. Draw and colour Eid decorations on your card.
3. Write a short message to your friend.
4. Example: “Dear Sara, please come to my celebration!”
5. Add your name at the end.
6. Example: “From, Noura.”
7. Decorate your card with stars or stickers.
8. Show your card and read your message aloud!

Minimum Words to be Taught

No	word	part of speech	lesson
1	date	noun	1
2	fast	verb	1
3	before	preposition	1
4	dawn	noun	1
5	after	preposition	1
6	sunset	noun	1
7	special	adjective	1
8	month	noun	2
9	forget	verb	2
10	celebrate	verb	3
11	prayer	noun	3
12	grandparent	noun	3
13	mount	noun	3
14	poor	adjective	3
15	celebration	noun	5
16	national	noun	5
17	year	noun	5
18	march	verb	5
19	fireworks	noun	5
20	lucky	adjective	5
21	birthday	noun	6
22	birth	noun	7
23	invite	verb	7
24	hold	verb	7
25	holiday	noun	7
26	later	adverb	7

5 Song

"We Don't Eat Before Dawn" song

It's Ramadan — a special time,
We fast and pray, our hearts all shine.
We don't eat before the dawn,
We wait until the night comes on.

We don't eat, we don't drink,
Before the dawn — stop and think!
After sunset, we can eat,
Dates and soup — what a treat!

He doesn't eat, she doesn't too,
We all fast, the whole day through.
After sunset, lights go on,
We thank Allah — the day is done.

We don't eat, we don't drink,
Before the dawn — stop and think!
After sunset, we can eat,
Dates and soup — what a treat!

Unit 6 Colours Of Seasons

Learning Outcomes

Listening and Viewing:

- Identify key weather and season vocabulary in short spoken texts.
- Recognise main ideas in dialogues about seasons and clothes.
- Extract specific details such as temperature, activities or time.
- Distinguish seasonal differences based on listening clues.
- Interpret visuals while listening to weather descriptions.
- Show interest during listening activities related to nature.
- Show understanding of audio-visual materials by completing simple tasks.

Speaking and Representing:

- Use the past forms "was / were" accurately to describe weather and places in guided grammar activities.
- Ask and answer questions about past weather and past events using expressions such as yesterday, last weekend, and in the morning.
- Describe past personal experiences or weather conditions using simple past sentences
- Identify and recognise comparative adjective forms (–er + than) in short written and spoken sentences.
- Use comparative adjectives correctly in guided speaking tasks to compare two items.
- Pronounce weather and season vocabulary clearly.
- Present a short explanation of a seasonal activity orally using pictures
- Participate respectfully and confidently in pair-work discussions about seasonal topics.
- Demonstrate cooperation and positive interaction when speaking in group tasks related to the seasons.

Unit 6 Colours Of Seasons

Learning Outcomes

Reading and Viewing:

- Identify the main idea and key details in a short text about weather and seasons.
- Locate specific information in the passage.
- Use evidence from the text to answer comprehension questions appropriately.
- Show positive responses toward environmental themes encountered in reading texts.
- Locate specific details related to clothing choices and seasonal differences from the passage.

Writing and Representing:

- Compose a short paragraph using guide words and correct punctuation.
- Organise ideas using pictures and word prompts to describe events in sequence.
- Produce simple written sentences using target grammar with correct spelling, capitalisation, and punctuation.
- Create visual representations with captions.
- Exhibit care and responsibility when completing writing tasks.

Colours Of Seasons

Lesson 1

Listening

I will Learn:

camping, desert, weather, cool, winter, set up, photographer

Before you listen

Name things you can take with you for camping.

Listen to the recording and tick ✓ or ✕

1. Noura went camping with her friends. ☐
2. The photographer was friendly. ☐
3. Noura's family stayed in the desert for one night. ☐

Listen again, then choose

Keep the desert clean.

Morning

Activities

1. Grilling steak for lunch. ☐
2. Set up the tent. ☐

Weather

1. Cool ☐
2. Hot ☐

Lesson 2

Grammar

I will Learn:
windy, rainy, cloudy
Past simple

Ask and answer, then choose the correct answer from a, b or c

I/he/she/it → was
you/we/they → were

Yesterday
last night/month ..
this morning

How was the weather yesterday?

It was windy.

Where were they last weekend?

They were at the park.

1. It ..... windy this morning.
   a. has b. was c. were
2. We ..... at the cinema last night.
   a. have b. are c. were

Speaking

It was rainy yesterday.

Look and say

yesterday

this morning

last weekend

Talk about your last week.

Lesson 3

Reading

I will Learn:

diary, season, summer, different, new

Before you read

What's the weather like today?

Read the following passage and choose the correct answer from a, b or c

Last week, it was cloudy and rainy in Kuwait. Fahad stayed at home with his sister. They watched the rain from the window. Fahad wrote about the weather in his diary. Later, he helped his mother making hot soup. **It** was delicious. After lunch, Reem read her book about seasons. She told Fahad that days in summer are long. In the evening, they watched the sunset after the rain. The air was fresh and cool. Fahad said, "Today was different, but I learned something new."

1. The **best title** for the passage could be

   a. A Rainy Day b. The New Book c. The Hot Soup

2. The underlined word **"It"** in line **4** refers to

   a. soup b. weather c. diary

Read again, then circle the correct feeling

1. How did Fahad feel at the end of the day?

The sun sets early in winter and later in summer.



Lesson 4

Spelling

Write the missing words to complete the sentences

1. We went camping in the _____ .

2. It was _____ in the morning.

Writing

Write a paragraph about "A Day At The Beach" with the help of pictures and guide words

A Day at the Beach

(weather - sunny)

(went - beach)

(swam - cool)

Last summer, _____

Editing Checklist					
Punctuation (Capitals – Full stop)		Spelling		Grammar	

Lesson 5

Listening

I will Learn:

spring, autumn, bloom, beauty

Before you listen

Read the temperature and compare.

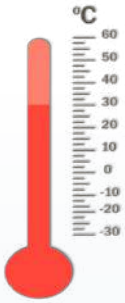

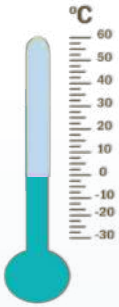

Listen to the recording and choose the correct answer from a, b or c

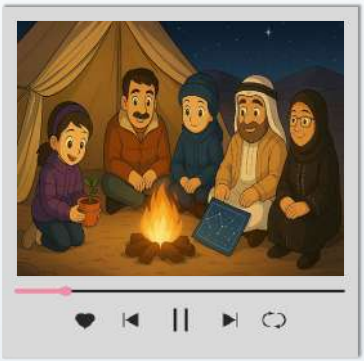

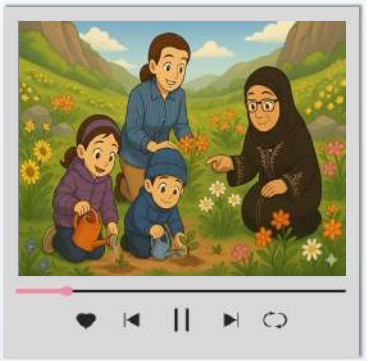

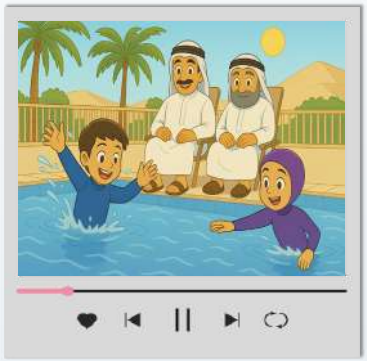

1. Children love swimming to stay ..... .
   a. cool b. warm c. hot
2. ..... is windier than summer.
   a. Spring b. Autumn c. Winter
3. People enjoy ..... in winter.
   a. camping b. swimming c. walking

Listen again, then write one word to describe the seasons

Winter

Spring

Summer

Autumn

Lesson 6

Grammar

I will Learn:
Which
Comparative adjectives

Ask and answer, then choose the correct answer from a, b or c

adjective + er + than
A mouse is smaller than an elephant

more + adjective + than
more beautiful than
more expensive than

long → longer
tall → taller
fast → faster
cool → cooler

faster than

Which is faster, the car or the bicycle?

The car is faster than the bicycle.

1. The tea is ..... the water.
   a. hot b. hotter c. hotter than
2. Spring is ..... than winter.
   a. the colourful b. colourful c. more colourful

Speaking

Look and say

The red apple is bigger than the green apple.







Choose two items in the class and compare them.

Lesson 7

Reading

I will Learn:

tailor, fashion, nice

Before you read

What is your favourite season? Why?

Read and answer the following questions

12 April

Kuwait Fashion News

Reporter: "Welcome! I heard you're preparing for a big fashion show. Can you tell us what makes your designs special for each season in Kuwait?"

Tailor: "Of course! As a Kuwaiti tailor, I love designing clothes that fit our unique seasons. For example, in summer, the weather is hot here, so I design lighter clothes. In winter, I make heavy coats that keep people warm."

Reporter: "That's nice! And how about spring and autumn designs?"

Tailor: "In spring, I get to design more colourful and prettier dresses. Autumn clothes are usually darker and simpler. When I design clothes, I think about the weather in each season in Kuwait."

Reporter: "I think your show will be amazing. Thank you for your time!"

1. What does the tailor design for winter?

2. When does the tailor design more colourful dresses?

Read again, then reorder

Lesson 8

Spelling

Write the missing words to complete the sentences

1. Flowers _____ in spring.

2. The _____ makes beautiful clothes.

Writing

Write a paragraph about "My Favourite Season" with the help of pictures and guide words

Favourite Season

(weather - sunny)

(colder - summer)

(go - camping)

Editing Checklist					
Punctuation (Capitals – Full stop)		Spelling		Grammar	

Progress Test

Reading

A) Choose the correct answer from a, b or c

1. The ..... takes nice photos.
   a. photographer b. desert c. camping
2. Flowers usually ..... in spring.
   a. fast b. bloom c. forget
3. In winter, the weather is ..... .
   a. poor b. new c. windy
4. My favourite ..... is summer.
   a. diary b. season c. fashion

B) Read the following passage and choose the correct answer from a, b or c

There are four seasons in a year: autumn, winter, spring, and summer. In summer, the weather becomes very hot, so people like going to the beach to swim and enjoy their time. In spring, the weather is cooler and many people visit farms. Winter is colder than spring, and **it** is often rainy in many places. Families in Kuwait like camping in the desert in winter because the air is fresh and the nights are long. Each season has special weather and activities.

1. The **best title** for the passage could be
   a. Kuwait Activities b. Camping c. Weather And Seasons
2. The underline word **"it"** in line **5** refers to
   a. spring b. winter c. weather
3. In spring, people usually go to the
   a. farm b. beach c. desert

C) Read the passage again, then answer the following question

1. Why do families in Kuwait like camping in winter?

.....

Progress Test

Writing

A) Choose the correct answer from a, b or c

1. A giraffe is ..... a sheep.
   a. tall b. taller c. taller than
2. It ..... cloudy yesterday.
   a. was b. has c. were
3. Hamad and Fahad ..... at the zoo last Monday.
   a. are b. were c. have

B) Write a paragraph about "Going to the Park" with the help of pictures and guide words

(go – park)

(ride – bike)

(weather – sunny)

Eid Al-Fitr

C) Complete the sentences with the suitable words

1. The weather was _____ yesterday.

2. There are four _____ in a year.

3. I write in my _____ everyday.

6 Project 6



My Weather Camera

Instructions:

- Record your observations of the weather during the week.
- Colour-in the camera.
- Draw and colour in different weather (sunny/windy/cloudy/rainy)
- Use your film strip to show the weather you recorded in the table for your class.

What's the weather like ?

Sunday	Monday	Tuesday	Wednesday	Thursday

Minimum Words to be Taught

No	word	part of speech	lesson
1	camping	noun	1
2	desert	noun	1
3	weather	noun	1
4	cool	adjective	1
5	winter	noun	1
6	set up	phrasal verb	1
7	photographer	noun	1
8	windy	adjective	2
9	cloudy	adjective	2
10	rainy	adjective	2
11	diary	noun	3
12	summer	noun	3
13	season	noun	3
14	different	adjective	3
15	new	adjective	3
16	spring	noun	5
17	autumn	noun	5
18	bloom	verb	5
19	beauty	noun	5
20	tailor	noun	7
21	fashion	noun	7
22	nice	adjective	7

6 Song

"Colours of Seasons" song

Winter was cooler than summer,
The weather was calm and bright.
We went camping in the desert,
And watched the stars at night.

We love the colours of seasons,
Each one is special and great!
We cared for flowers that bloom and grow,
Together — that's our way!

Spring was windier than autumn,
The sky was cloudy and blue.
We had a picnic by the garden,
And shared the work we do.

Unit 7 Hobbies And Fun

Learning Outcomes

Listening and Viewing:

- Identify key vocabulary related to hobbies and activities in short spoken texts.
- Allocate main ideas in short spoken dialogues.
- Interpret visuals while listening to spoken descriptions.
- Demonstrate a positive attitude towards teamwork and shared hobbies.
- Exhibit understanding of audio-visual materials by completing simple tasks.

Speaking and Representing:

- Describe personal hobbies using like/enjoy + V-ing with correct pronunciation and simple reasons.
- Use the correct possessive adjective when talking about people and their belongings.
- Complete controlled grammar exercises by choosing the correct answer based on contexts.
- Describe objects and people using possessive adjectives.
- Describe a favourite hobby orally using pictures or objects.
- Participate positively in pair speaking tasks and express interest in peers' hobbies.
- Collaborate respectfully in pairs while discussing classroom objects and personal belongings.

Unit 7 Hobbies And Fun

Learning Outcomes

Reading and Viewing:

- Determine the main idea and key details in short reading passages.
- Identify explicit information about characters' actions and preferences in short texts.
- Interpret visuals accompanying reading passages.
- Demonstrate appreciation for spending enjoyable time with family and friends through indoor activities.
- Respond accurately to comprehension questions based on the text.
- Express positive feelings towards family time and shared outdoor activities.

Writing and Representing:

- Compose sentences describing personal activities using familiar vocabulary.
- Use correct spelling of familiar words in guided sentences.
- Construct a short paragraph using guide words and pictures.
- Apply appropriate punctuation and capitalisation when writing sentences.
- Exhibit positive engagement while writing about personal hobbies and family experiences.
- Demonstrate willingness to share written work with classmates.

Hobbies And Fun

Lesson 1
Listening

I will Learn:
hobby, use, collect, coin, weekend, time, agree

Before you listen

Look and choose a hobby to talk about.

Listen to the recording and tick ✓ or ✕

1. Reem likes playing games with her family. ☐
2. Fahad enjoys playing football. ☐
3. Hamad likes riding bikes. ☐

Listen again, then match

Friends have fun together.

1. He likes playing basketball.
2. She likes board games.



Lesson 2

Grammar

I will Learn:

Like/ enjoy + verb +ing

Ask and answer, then choose the correct answer from a, b or c

I / They / We	+	**like** **enjoy**	+	cooking food. fishing. reading books. skating. taking photos.
He / She / It	+	**like** **enjoys**	+	

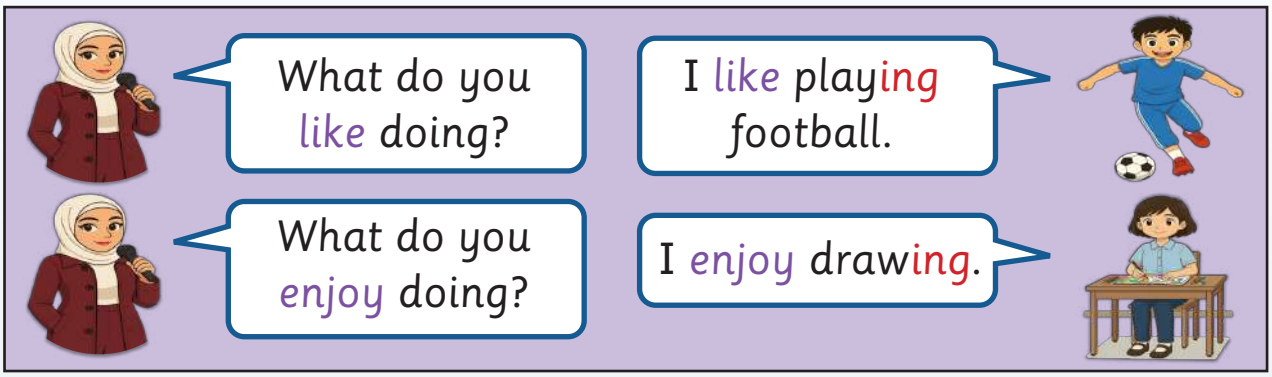

1. I like ..... television with my family.
   a. watch b. watching c. watched
2. She ..... writing stories.
   a. enjoys b. enjoying c. enjoy

Speaking

Look and say

In pairs, share what you/your peer like/likes doing.

Lesson 3

Reading

I will Learn:

indoor, build, chess, craft, create

Before you read

What do you do on weekends?

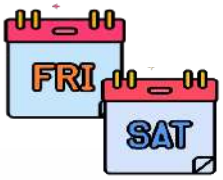

Read the following passage and choose the correct answer from a, b or c

Indoor hobbies give children fun ways to learn and play at home. Some children like playing video games, while others enjoy building houses and cars with small building blocks. Many children also enjoy playing board games such as chess or dama. **They** can learn new things by doing crafts too. Using papers, glue, and colours help children create beautiful art. These indoor hobbies are great ways to have fun at home. Children can relax, play, and have a good time with family or friends.

1. The **best title** for the passage could be

   a. Indoor Hobbies b. Playing Chess c. The Board Games

2. The underlined **"They"** in line **6** refers to

   a. blocks b. children c. games

Tick the indoor activities, then write two of them



Indoor

Lesson 4

Spelling

Write the missing words to complete the sentences

1. I enjoy collecting _____ .

2. Their favourite _____ is cooking.

Writing

Write a paragraph about "My Favourite Activity" with the help of pictures and guide words

(Friday-grandfather)

(like – chess)

(amazing-time)

My Favourite Activity

Editing Checklist					
Punctuation (Capitals – Full stop)		Spelling		Grammar	

Lesson 5

Listening

I will Learn:

wonderful, active, sail, outdoor

Before you listen

Guess the words.

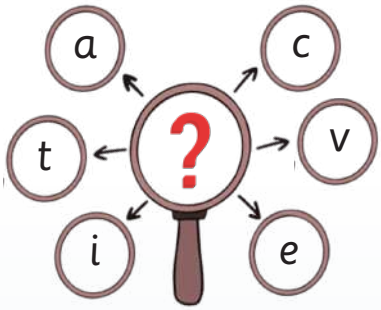

Listen to the recording and choose the correct answer from a, b or c

1. Fahad likes skating with his .....
   a. teacher b. friends c. father
2. Father likes ..... at the weekends.
   a. skating b. reading c. sailing
3. Teacher Ali's hobby is .....
   a. sailing b. reading c. collecting coins

Listen to your teacher, then mark the hobby to get "Bingo"

Reading	Football	Sailing
Running	Riding	Cooking
Collecting Coins	Skating	Basketball

Lesson 6

Grammar

I will Learn:

Possessive adjectives

Ask and answer, then choose the correct answer from a, b or c

I	My	My name is Reem.
You	Your	Your dress is nice.
He	His	His car is new.
She	Her	Her phone is pink.
We	Our	Our house is big.
They	Their	Their food is cold

Whose house is this?

This is **our** house.

1. My sister bought a new dress. I like ..... dress.
   a. our b. her c. his
2. They don't like fish. ..... favourite food is chicken.
   a. Their b. Your c. My

Speaking

Look and say

My favourite hobby is reading.

In pairs, talk about your favourit hobby.

Lesson 7

Reading

I will Learn:

dive, track, little, sandcastle, kayak, spend

Before you read

Where can you ride your bike?

Read and answer the following questions

Mr. Nasser lives in Kuwait. He has four children: three boys and one girl. Every Friday, they go to Al-Khairan beach. His son Omar likes kayaking. Sami likes diving with his father. They enjoy watching the colourful fish under the sea. Ali loves skating around the beach track. Their little sister Hana likes playing with her ball and building sandcastles. In the evening, the family has a picnic on the beach. The mother enjoys cooking and preparing delicious food for her family. They love spending their weekends together. It is their favourite family time.

1. Where does the family go every weekend?

2. What does Hana like doing?

Read again, then complete

Omar	
	skating
Sami	

Lesson 8

Spelling

Write the missing words to complete the sentences

1. They enjoy _____ activities.

2. It is a _____ .

Writing

Write a paragraph about "My Favourite Season" with the help of pictures and guide words

(sea - father)

(enjoy - sail)

(wonderful - time)

My Father's Hobby

Editing Checklist					
Punctuation (Capitals – Full stop)		Spelling		Grammar	

Tell your friends about your favourite outdoor hobbies.

Progress Test

Reading

A) Choose the correct answer from a, b or c

1. Playing football is an amazing ..... .
   a. chess b. hobby c. coin
2. The teacher took us to do some ..... activities.
   a. rainy b. cloudy c. outdoor
3. They ..... beautiful houses of blocks.
   a. build b. dive c. sail
4. My cousin likes doing ..... on weekends.
   a. carfts b. tracks c. seasons

B) Read the following passage and choose the correct answer from a, b or c

One day, Ali saw a little cat near his school. It was hungry and cold. Ali and his friends wanted to help the cat. They gave the cat food to eat. The cat was nice and friendly. Ali and his friends made a track of the places where they found other cats. **They** all agreed it was a wonderful way to help. Now, the boys are active helpers who care for cats every weekend.

1. The **best title** for the passage could be
   a. Playing with Friends b. Saving Cats c. At School
2. The underline word **"They"** in line **5** refers to
   a. Ali and his friends b. cats c. places
3. Ali and his friends gave the cat food and some ..... .
   a. track b. milk c. school

C) Read the passage again, then answer the following question

1. Where did Ali and his friends see the cat?

.....

Writing

A) Choose the correct answer from a, b or c

1. I enjoy ..... healthy food.
   a. eat b. eating c. ate
2. She bought a new bag. ..... bag is big.
   a. His b. Her c. Their
3. This is our teacher. ..... name is Ali.
   a. Their b. Our c. His

B) Write a paragraph about "Last Summer Holiday" with the help of pictures and guide words

(go – beach)

(sister – castle)

(amazing – time)

Last Summer Holiday

C) Complete the sentences with the suitable words

1. This is my _____ sister.

2. I enjoy doing _____ with my friend.

3. My _____ is writing.

7 Project 7

Instructions:

- *The teacher provides students with pictures of the activities.*
- *Students will paste each activity under the right heading.*
- *Students will talk about their favourite indoor or outdoor activity using " I like .....". " My favourite hobby is...".*

INDOORS	OUTDOORS

Minimum Words to be Taught

No	word	part of speech	lesson
1	hobby	noun	1
2	use	verb	1
3	agree	verb	1
4	collect	verb	1
5	coin	noun	1
6	time	noun	1
7	weekend	noun	1
8	indoor	adjective	3
9	build	verb	3
10	chess	noun	3
11	craft	noun	3
12	create	verb	3
13	wonderful	adjective	5
14	active	adjective	5
15	sail	verb	5
16	outdoor	adjective	5
17	sandcastle	noun	7
18	dive	verb	7
19	little	adjective	7
20	track	noun	7
21	Kayak	noun	7
22	spend	verb	7

7 Song

"My Hobbies" song

I enjoy riding my bike, fast and free,
I like skating in the park; it's fun for my friends and me.
I enjoy building blocks on my bedroom floor,
High towers that almost fall.

I enjoy drawing pictures, with colours so bright,
I go diving in the pool, splashing water everywhere.
I enjoy crafting things at home, with glue and glitter, yes!
Hobbies make me smile all day. Come and join, let's run
and play! Happy hobbies just for me!

Unit 8 Let's Enjoy The Weekend

Learning Outcomes

Listening and Viewing:

- Identify key vocabulary related to future plans and weekend activities.
- Allocate main ideas in short conversations about plans.
- Express interest in planning positive and enjoyable weekend activities.
- Extract specific details about time, place, and actions from spoken texts.
- Recognise past-simple verbs when listening to descriptions of weekend activities.
- Show positive attitudes towards responsibility and cooperation in daily life.

Speaking and Representing:

- Apply the future form going to to talk about planned actions using familiar vocabulary.
- Construct simple affirmative sentences to describe future plans using time expressions.
- Respond to simple questions about future plans using going to.
- Demonstrate confidence when talking about personal plans in simple spoken sentences.
- Use grammar correctly: subject–verb agreement, time expressions.
- Recognise past time expressions related to the past simple.
- Use the past simple correctly in affirmative and negative sentences about past events.
- Describe past actions using simple past tense sentences in oral exchanges.
- Participate willingly in pair and group speaking activities about past experiences.

Unit 8 Let's Enjoy The Weekend

Learning Outcomes

Reading and Viewing:

- Identify the main idea and supporting details in informational and narrative texts.
- Infer the meaning of unfamiliar words using context clues in the reading text.
- Locate key details in the text to answer comprehension questions accurately.
- Reorder events from the story to demonstrate understanding of sequence.
- Demonstrate interest in reading texts related to nature and family experiences.
- Express respect for elders and their life experiences shared in stories.

Writing and Representing:

- Compose sentences describing personal activities using familiar vocabulary.
- Use correct spelling of familiar words in guided sentences.
- Construct a short paragraph using guide words and pictures.
- Apply appropriate punctuation and capitalisation when writing sentences.
- Demonstrate willingness to participate in guided writing activities.
- Develop a simple written presentation using pictures and sentences to share personal experiences clearly.
- Value personal experiences by willingly sharing them through simple written work and illustrations.

Let's Enjoy The Weekend

Lesson 1

Listening

I will Learn:

parent, drive, perfect, idea

Before you listen

List the activities that you want to do next weekend.

Listen to the recording and tick ✓ or ✕

Be grateful to your parents.

1. Reem is going to go to the beach with her family. ☐
2. Fahad is going to bring his football. ☐
3. Noura's Mum is going to prepare an orange cake. ☐

Listen again, then tick the things that Noura and Reem are going to do

- ☐ Go to the park.
- ☐ Ride a bike.
- ☐ Have a picnic.
- ☐ Collect coins.

Lesson 2

Grammar

I will Learn:
- cruise
- Future simple

Look and say, then choose the correct answer from a, b or c

I — **am**

He, She, It — **is + going to buy a new toy**

You, We, They — **are**

soon
tonight
next week

They **are going to** the **park** next weekend.

1. We are going to ..... in a new neighbourhood soon.
   a. live b. living c. lived
2. Mr. Ali ..... going to teach in a new school next year.
   a. am b. are c. is

Speaking

Ask and answer

	she	**he**
What are they going to do?		
When are they going to do it?	**afternoon**	**weekend**

Choose an activity, mime it and let your friend guess using "you are going to ..."

Lesson 3

Reading

I will Learn:

leave, pack, caravan, blanket, calm, gas stove

Before you read

What do people do in the desert at night?

Read the following passage and choose the correct answer from a, b or c

Next weekend, Noura and her family are going to camp in the desert. They are going to leave early and pack food, water and take warm clothes with them. Noura is going to bring some games. Hamad is going to bring his blanket and his small bag. They are going to stay in their caravan near the camp area. **It** is a big van. Hamad is going to help his father to set up the camping area. Noura is going to help her mother put down the rug. They are going to cook lunch on small gas stove and drink hot tea together. In the afternoon, they are going to play different games. The family is going to watch the sunset and take some photos. It is going to be a calm and wonderful day away from the city.

1. The **best tittle** for the passage could be

   a. A Day in the City b. A Day in the Desert c. A Lovely Sunset

2. The underline word **"It"** in line **6** refers to

   a. caravan b. blanket c. camp

Read again, then write the things you need for your camping trip

Lesson 4

Spelling

Write the missing words to complete the sentences

1. My father _____ his car.

2. We have a big _____ .

Writing

Write a paragraph about "A Lovely Day" with the help of pictures and guide words

(go – park)

(family - car)

(take – photos)

A Lovely Day

Editing Checklist					
Punctuation (Capitals – Full stop)		Spelling		Grammar	

Lesson 5

Listening

I will Learn:

funny, laughed, told, smile, check, grateful

Before you listen

What did you do last weekend?

Listen the recording and choose the correct answer from a, b or c

Help your family.

1. Last weekend Fahad ..... at home.
   a. checked b. visited c. stayed
2. Fahad helped his father to ..... .
   a. fix a shelf b. tell a story c. water the plants
3. Hamad didn't ..... to water the plants last weekend.
   a. feel b. need c. forget

Listen again, then draw what Hamad and Fahad did last weekend

Lesson 6

Grammar

I will Learn:

Past Tense

Look and say, then choose the correct answer from a, b or c

I
He
She
It
You
We
They

→ **Did not**

- **do** the homework **yesterday.**
- **show** her the bag **last night.**

Yesterday / Last night / Last ... .

He ran fast last night. ✓

He did not run fast last night. ✗

1. Jassim ..... his homework yesterday.
   a. checked b. checks c. checking
2. My grandfather did not ..... us a story last weekend.
   a. told b. tell c. tells

Speaking

Role the dice then, ask and answer

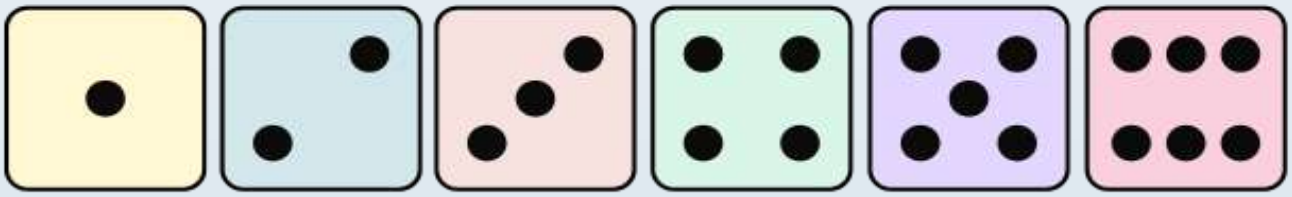

When did you eat lunch?		What did she play?		Where did you go?	

What did you do on your free time yesterday?

Lesson 7

Reading

I will Learn:

began, pearl, diver, memories, quietly, imagine, wave

Before you read

Did your grandmother tell you a story? What was it about?

Read and answer the following questions

One sunny Saturday, Noura and Hamad went to visit their grandmother at her house. After lunch, Grandma began to tell them stories about old Kuwait. She talked about her grandfather, who was a strong pearl diver. He sailed for four months in summer. He dived to find shiny pearls.

Life was hard in the past, but people worked together and helped each other. Grandma showed them an old photo and said, "Our people celebrated the pearl-diving festival with music and dancing."

Noura and Hamad listened quietly. They imagined the blue sea and the big waves. They thanked Grandma for sharing her wonderful memories.

1. Who did Noura and Hamad visit on Saturday?

2. How did people celebrate the pearl diving festival?

Read again, then reorder the events

Lesson 8

Spelling

Write the missing words to complete the sentences

1. The _____ dived into the sea.

2. This bag is made of _____ .

Writing

Write a paragraph about "A Day in the Kitchen" with the help of pictures and guide words

A Day in the Kitchen

Last – baked | **made – cookies** | **tasted – yummy**

Editing Checklist					
Punctuation (Capitals – Full stop)		Spelling		Grammar	

Progress Test

Reading

A) Choose the correct answer from a, b or c

1. I'm ..... for my family every day.
   a. grateful b. perfect c. funny
2. My mother's bag is made of ..... .
   a. hobbies b. ideas c. pearls
3. The family ..... food and some warm clothes for camping.
   a. began b. laughed c. packed
4. He wrote his favourite ..... in my diary.
   a. parents b. memories c. caravans

B) Read the following passage, then choose the correct answer from a, b or c

Last weekend, Sara and her parents went on a trip. They packed their bags and left early in the morning. They drove to the beach and saw a large cruise ship in the sea. Sara laughed and smiled while her father and her brothers Salem and Saad checked the map. They walked along the beach and found some beautiful coins. They also watched a diver. **He** was swimming near the rocks. Sara told her parents her idea to build a sandcastle. They had a wonderful day together. After sunset, they drove back home and felt happy and grateful.

1. The **best title** for the passage could be
   a. A Cruise Ship b. A Wnderful Day c. A Coin On The Sand
2. The underline word **"He"** in line **5** refers to
   a. Salem b. diver c. Saad
3. Sara told her parents about her idea to
   a. make a sandcastle b. check the map c. pack the bags

C) Read the passage then answer the following question

1. How did the family feel after sunset?

.....

Progress Test

Writing

A) Choose the correct answer from a, b or c

1. Next month, we are going to ..... by plane.
   a. travel b. travelled c. travelling
2. My father didn't ..... the house early.
   a. leaves b. left c. leave
3. Yesterday, the teacher ..... us a video about Kuwait.
   a. shows b. showed c. showing

B) Write a paragraph about "Last Weekend" with the help of pictures and guide words

(visited–grandmother)

(told–memories)

(wonderful - time)

Last Weekend

C) Complete the sentences with the suitable words

1. We slept in the _____ near the beach.

2. He likes travelling by _____ .

3. It's a beautiful _____ .

8 Project 8

My Weekend Memories

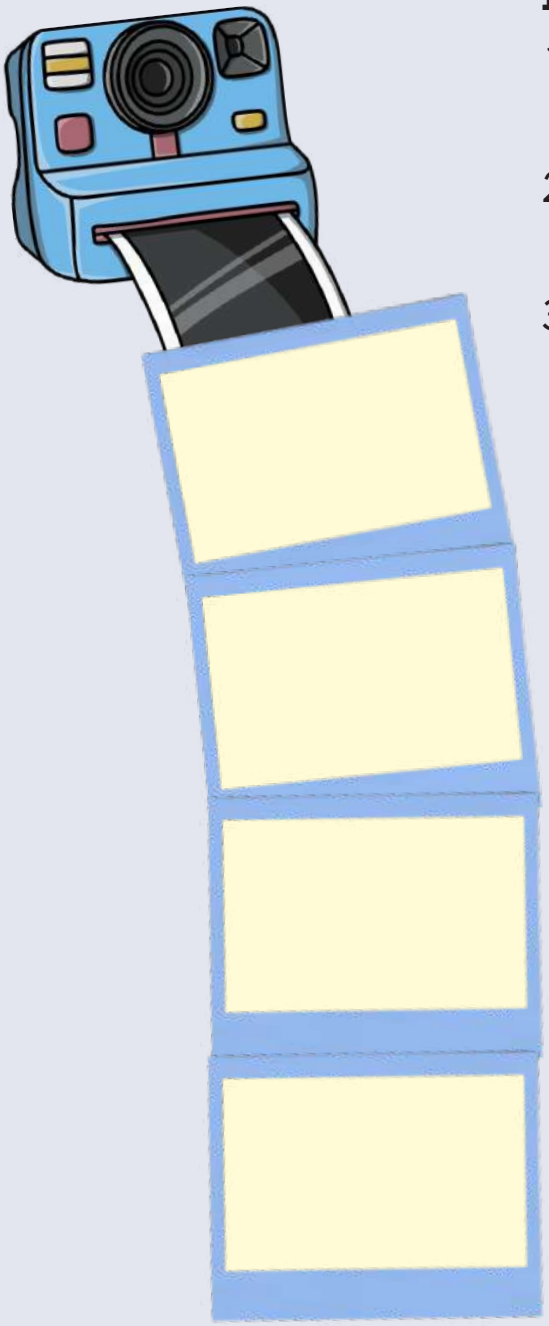

Instructions:

1- Draw or paste a picture of what you did last weekend.

2- Write sentences describing what you drew or pasted.

3- Show and tell.

Minimum Words to be Taught

No	word	part of speech	lesson
1	parent	noun	1
2	drive / drove	verb	1
3	perfect	adjective	1
4	idea	noun	1
5	cruise	noun	2
6	leave	verb	3
7	pack	verb	3
8	caravan	noun	3
9	calm	adjective	3
10	gas stove	noun	3
11	blanket	noun	3
12	funny	adjective	5
13	laugh/ laughed	verb	5
14	tell/told	verb	5
15	smile/ smiled	verb	5
16	check/ checked	verb	5
17	grateful	adjective	5
18	pearl	noun	7
19	diver	noun	7
20	begin/began	verb	7
21	memories	noun	7
22	wave	noun	7
23	quietly	adverb	7
24	imagine/imagined	verb	7

8 Song

"Our Family Weekend!" song

Together we're going to bake and play,
We're going to share this lovely day.
We're going to help and care, you see,
That's what makes a family!

We're going to walk, we're going to run,
We're going to shine under the sun.
Family love is always first.

We're going to laugh, we're going to play,
We're going to make the most today.
We're going to smile, Family time is joy.

Credits and Acknowledgments

Design and Layout
The overall design and layout of this book were created using Canva.

Fonts Used
This book uses the following fonts: Primary Sassoon and Century Gothic.

Icons and Graphics
Icons and graphic elements were created using ChatGPT tools and illustrations.

Images and Illustrations
Most images and illustrations were generated with the assistance of ChatGPT and Gemini. Additional visuals were sourced from Canva and Google.

Songs and Lyrics
The lyrics of the songs were generated with ChatGPT, and the songs were created using Sono.

Audio Material
The scripts for the audio tracks were generated by ChatGPT, and the audio tracks were created using Eleven Labs.

Vocabulary Reference
Minimum word usage and age-appropriate vocabulary were carefully selected and cross-checked for CEFR level alignment using the Oxford Learner's Dictionary website (www.oxfordlearnersdictionaries.com) and the Cambridge Dictionary website (www.dictionary.cambridge.org).

Review and Editing
Content was reviewed and refined by ELT supervision, curriculum development specialists, and supported by AI tools.

Legal Notes
This book is intended solely for educational purposes in Kuwait public schools. It may not be reproduced or distributed without permission from the Ministry of Education.

Special Thanks
Special thanks to all contributors, educators, and developers who helped bring this book to life.

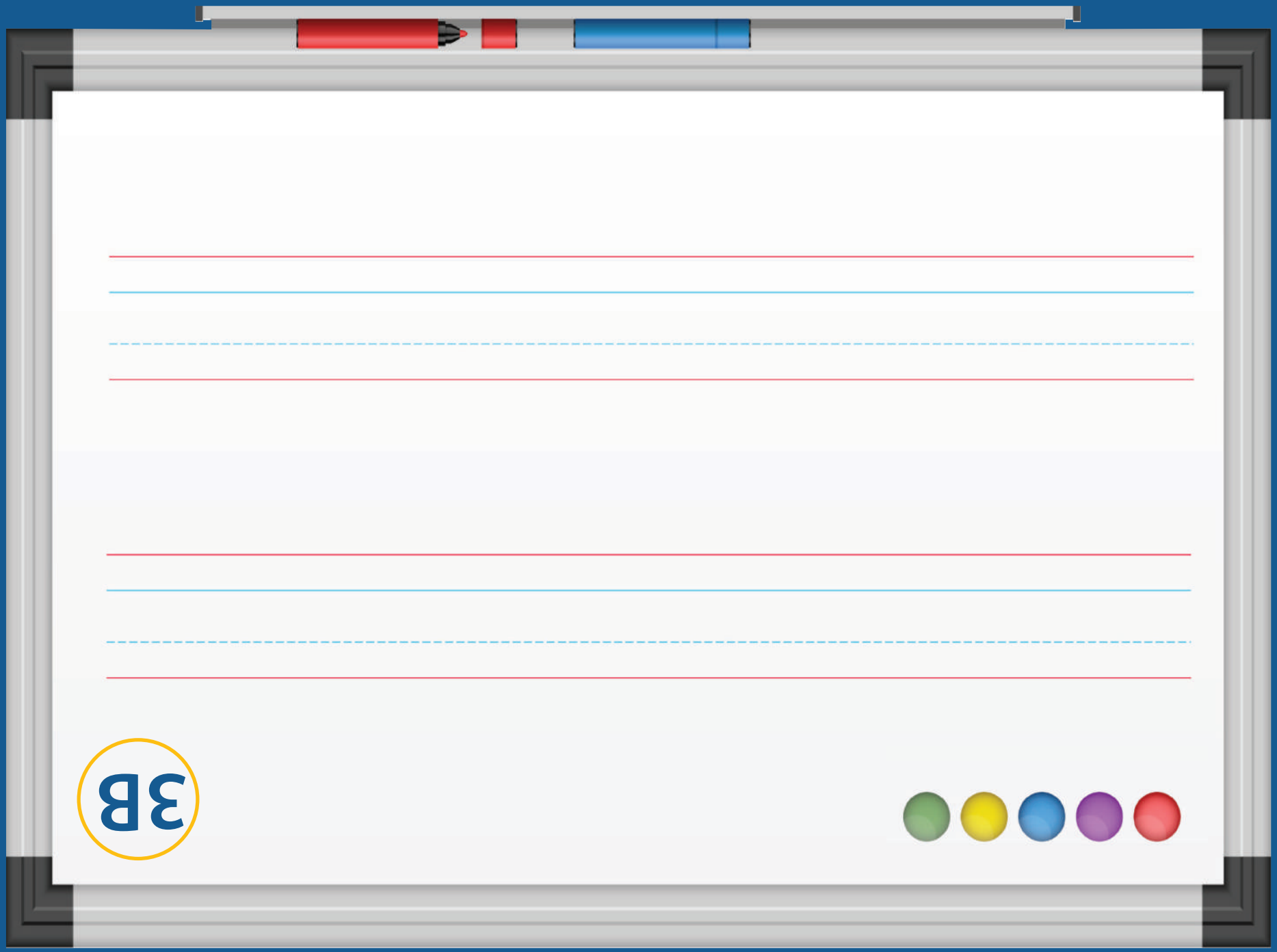
3B