

تم تحميل الملف
من موقع **حلول**



hulul.online

حلول الكتب - اختبارات الكترونية . مراجعات وتدريبات
والمزيد من الملفات التعليمية للمناهج السعودية



English Language
Elementary Stage
Fifth Elementary Grade
First Semester

اللغة الإنجليزية
المرحلة الابتدائية
الصف الخامس الابتدائي
الفصل الدراسي الأول

WE CAN!

KSA Edition

3

كتاب الطالب و التمارين

**STUDENT'S BOOK
AND
WORKBOOK**



Mc
Graw
Hill
Education

طبعة ١٤٤٠ / ١٤٤١ هـ
2019/2020 Edition

© Ministry of Education, 2017
King Fahd National Library Cataloging-in-Publication Data

Brewster, Simon

WE CAN 3 : اللغة الانجليزية - المرحلة :

Simon / الابتدائية - الصف الخامس الابتدائي - كتاب الطالب والتمارين

Brewster,- Riyadh, 2017

..p; ..cm

ISBN: 978-1-5268-1949-9

1-English language-Curricula I-Title

428.241 dc 1438/5492

L.D.no.1438/5492

ISBN: 978-1-5268-1949-9

مواد إلكترونية وداعمة على "منصة عين"

الجلول
hü . online



IEN.EDU.SA

تواصل بمقترحاتك لتطوير الكتاب المدرسي



FB.T4EDU.COM

STUDENT'S BOOK

3

WE CAN!

حلول
الجلول اون لاين
hulul.online

We Can! Student's Book 3

Published by McGraw-Hill Education, 2 Penn Plaza, New York, NY 10121. Copyright © 2017 by McGraw-Hill Education. All rights reserved. No part of this publication may be reproduced or distributed in any form or by any means, or stored in a database or retrieval system, without the prior written consent of McGraw-Hill Education, including, but not limited to, in any network or other electronic storage or transmission, or broadcast for distance learning.

ISBN: 978-1-5268-1949-9

Series consultant: Mayumi Tabuchi

Project manager: Judy MacDonald

Development editor: Steve Longworth

Editor: Anne Tseng

Production manager: Alfonso Reyes

Designer: Kate Vandestad, Vandestad Design

Design supervision: Peter Shaw



www.mheducation.com

Exclusive rights by McGraw-Hill Education for manufacture and export. This book cannot be re-exported from the country to which it is sold by McGraw-Hill Education. This Regional Edition is not available outside Europe, the Middle East and Africa.

Photo Credits

SB: p18 Life on white/Alamy, Aleksandr Bryliaev/Alamy, Life on white/Alamy, Life on white/Alamy, David Cook/Alamy, Judith Collins/Alamy; **p26** Life on white/Alamy, JOHN KELLERMAN/Alamy, D. Hurst/Alamy, Allan Swart/Alamy, Enjoylife/Alamy, YAY Media AS/Alamy; **p34** Juniors Bildarchiv GmbH/Alamy, Aleksandrs Samuilovs/Alamy, YAY Media AS/Alamy, Svetlana Foote/Alamy, Geoff Brightling/Getty, EifelGary/Alamy; **WB: p65** Blend Images/Alamy; **p75** Lev Kropotov/Alamy, Anton Starikov/Alamy; **p86** Craig Dingle/Getty.

Contents

Student's Book

Introduction:	Classroom English	2
Unit 1	Feelings	4
Unit 2	Things We Wear	12
Unit 3	Things We Do	20
Unit 4	Beautiful Nature	28
Unit 5	Friends, Actions, Things	36
Phonics Practice		44
Picture Dictionary		52
Audio Track Lists		56
Wordlist		58
Grade 5 Objectives		59
Workbook		61





Introduction: Classroom English

1 Listen and point.



1



Good morning.
Welcome to class.

Let's play a game.

Good idea!

2



Watch me.

3



Make pairs.

4



Let's start!

5



Okay! Stop!





Unit 1 Feelings

Talk Time

1 Listen and point.



Hello!
 Welcome to our class
 Hi. It's nice to meet you.
 Hi. How are you?
 I'm great, thanks. And you?
 It's nice to meet you, too.
 I'm fine.

2 Practice the talks in pairs.

3 Act out the talks in pairs.

Hello!

The Answers:

1. A: Hello!
B: Hi. It's nice to meet you.
A: It's nice to meet you, too.
2. B: Hi. How are you?
A: I'm great, thanks, and you?
B: I'm fine.




Fun Time!

4

Greeting Line

Talk to the teacher and leader.



I Can ...

- greet my teacher and ask "How are you?"
- say "I'm first, second, third ..."





Rhythms and Listening

1 Chant and do.



If You're Happy and You Know It

If you're **happy** and you **know** it,

Clap your **hands**. (👏, 👏)

If you're **happy** and you **know** it,

Clap your **hands**. (👏, 👏)

If you're **happy** and you **know** it,

Then your **face** will surely **show** it,

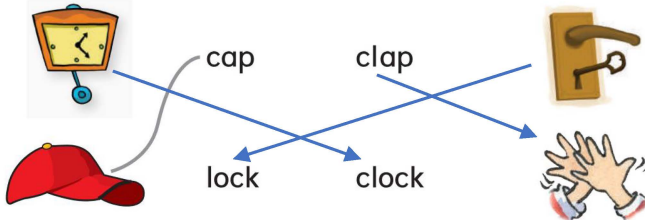
If you're **happy** and you **know** it,

Clap your **hands**. (👏, 👏)



Sounds and Letters

2 Listen, say, and match.



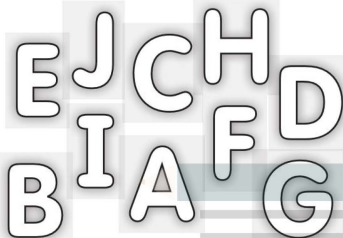


Fun Time!

3

Confusion Game

Try and trick your partner!



F is the seventh letter of the alphabet.



No, it's the sixth letter.
G is the seventh letter.

1 first

2 second

3 third

4 fourth

5 fifth

6 sixth

7 seventh

8 eighth

9 ninth

10 tenth

This is fun!



Ha-ha!



I Can ...

- chant the *If You're Happy and You Know It* chant with a partner.
- play the Confusion Game with a partner and say "sixth, seventh, eighth, ..."



GOAL 03



GOAL 04




Words in Action

1 Listen, point, and say.



1.



I'm hungry.

2.



I'm thirsty.

3.



I'm hot.

5.



I'm sleepy.

2 Listen and do.

3 Practice and do in pairs.



What's the matter?



What's the matter?

The Answers:

- 3.
- A: What's the matter?
- B: I'm thirsty.
- A: What's the matter?
- B: I'm sleepy.
- A: What's the matter?
- B: I'm scared.
- A: What's the matter?
- B: I'm hot.
- A: What's the matter?
- B: I'm cold.

Fun Time!

4 Same as the Leader Game

Do the same action as the leader.



I Can ...

- act out three feelings.
- ask a friend "What's the matter?"





Phonics

1 Listen, point, and say.



A says ... a, a,



and A says ... a, a,



a

cap

tap

a_e

cape

tape

2 Listen and number 1 for a and 2 for a_e. Then say.



		1		1	
		2		2	

3 Listen, say, and match.



I says ... i, i, ink and I says ... i, i, iron

ink

iron

pin

Tim

pine

time

Fun Time!

4 Phonics Game

Mime and say in pairs.



CD1 14



I Can ...

- listen and point to the right pictures and words.
- say, read, and write the sounds for a, apple; a, cape; i, pin; i, pine by myself.



GOAL 07



GOAL 08

Advice Time

Love your friend as you love yourself.





Unit 2 Things We Wear

Talk Time

1 Listen and point.



2 Practice and act out the talks in pairs.

Sounds and Letters

3 Listen, point, and number. Then say.



2 whose

1 who

3 what

4 white

Who's wearing white? The girl's wearing white.

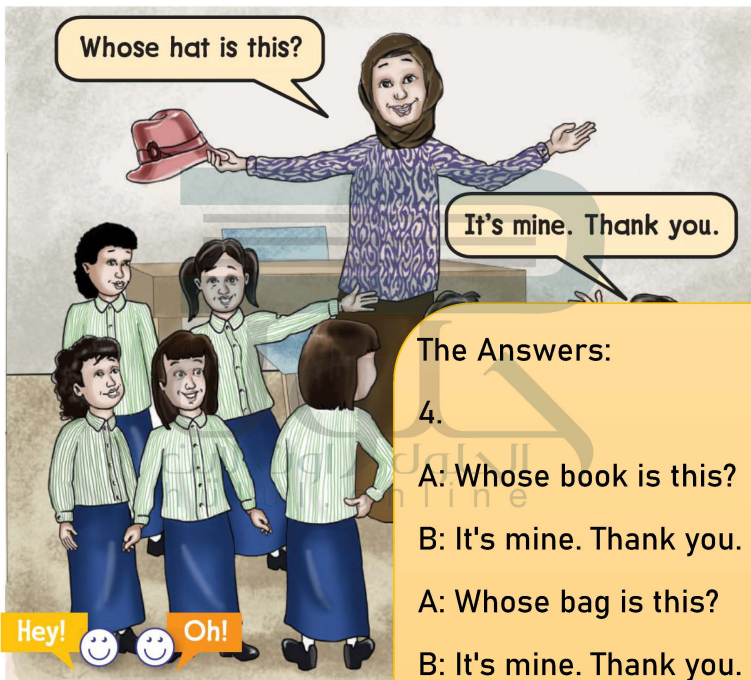


Fun Time!

Grammar Toolbox
It's my hat. → It's mine.
It's not my hat. → It's not mine.

4 Whose ... is This?

Ask your classmates about people's belongings.



The Answers:

4.

A: Whose book is this?

B: It's mine. Thank you.

A: Whose bag is this?

B: It's mine. Thank you.

A: Whose eraser is this?

B: It's mine. Thank you.

I Can ...

- ask "Whose ... is this?"
- meet someone and say "I like your ..."

GOAL 10



Rhythms and Listening

1 Chant and clap the rhythm.



Who is Wearing Green?

Green, green, green, green.

Who is wearing green today?

Green, green, green, green.

Who is wearing green?

I am wearing green today.

Look at me,

And you will see,

That I am wearing green today.



Sounds and Letters

2 Listen, point, and say. Then write the missing letters.



green grass

The **gr**ass is **gr**een. It's **gr**eat!





Fun Time!

Grammar Toolbox

Who's = Who is

3 Clothes Color Basket

Ask about the colors your classmates are wearing.



I Can ...

- chant the *Who is Wearing Green?* chant.
- say three colors that I'm wearing today.





Words in Action

1 Listen, point, and chant.



Boys I'm wearing ...



Girls I'm wearing ...



1. a cap
2. sunglasses
3. a T-shirt
4. a jacket
5. jeans

6. a hat
7. a blouse
8. a sweater
9. a skirt
10. shoes

2 Practice saying the chants.

Boys chant the boys' clothes. Girls chant the girls' clothes.

Fun Time!

3 Touch the screen.

Listen and touch the right picture! Use two hands.



What?



Once more, please!



I can't remember.



I Can ...

- say the names of five things that you can wear.
- name two things I am wearing, saying "I'm wearing ... and ... today."





Phonics

1 Listen, read, and say.



P and B Jingles

P says p, p, parrot.



says p, p, pen.



says p, p, panda.



B says b, b, bear.



says b, b, banana.



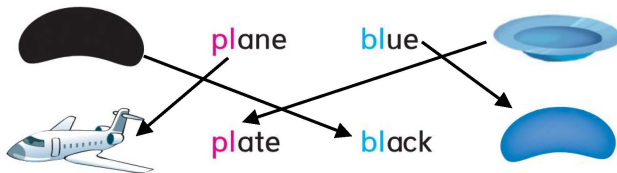
says b, b, bed.



الجلول اون لاين
hulul.online

Sounds and Letters

2 Listen, say, and match. Then write the missing letters.




The **pl**ate is **pl**ue.

Fun Time!

3 Does It Move?

Hold a tissue in front of your mouth and say the words.



I Can ...

- tell if the words start with p or b.
- say two words that begin with p and two words that begin with b.



GOAL 15



GOAL 16

Advice Time

Dress neatly.

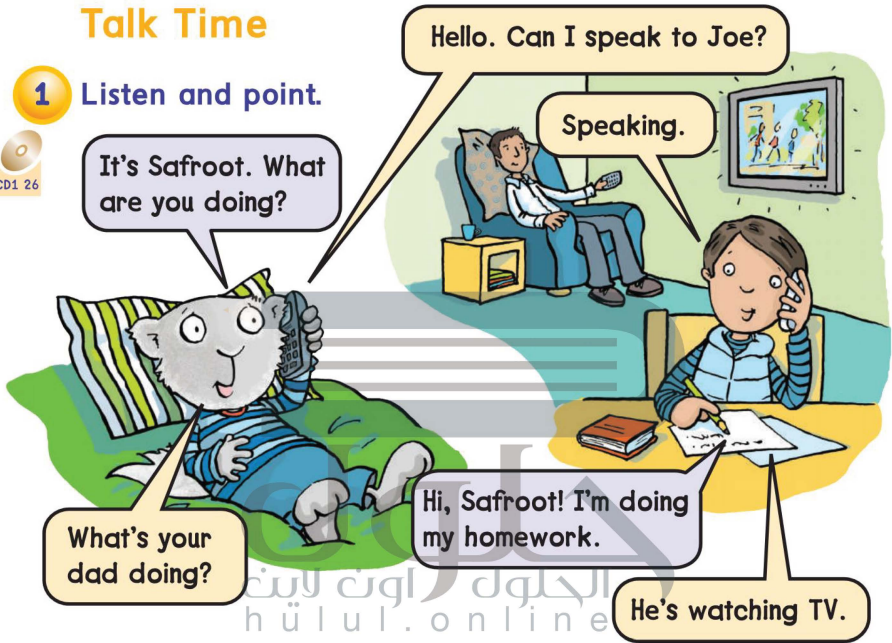




Unit 3 Things We Do

Talk Time

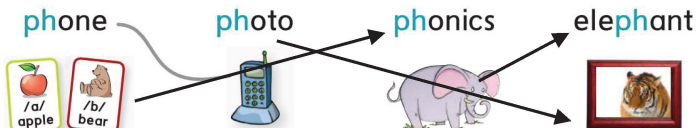
1 Listen and point.



2 Practice and act out the talks in pairs.

Sounds and Letters

3 Listen, say, and match. Then write the missing letters.



I like the ele **p** **h** ant **p** **h** oto.




Fun Time!

4 Telephone Conversation



Act out a telephone conversation. Call a friend and ask what he or she is doing.



I Can ...

- act out the telephone talks with a partner.
- have a telephone conversation in English.



GOAL 17



GOAL 18



Rhythms and Listening

1 Listen and chant.



What Are You Doing?

What are you doing?

I'm doing karate, doing karate,
doing karate.



What are you doing?

I'm doing karate,
and how about you?

What are you doing?

I'm playing football, playing football,
playing football.



What are you doing?

I'm playing football,
and how about you?

2 Chant again and do.



Fun Time!

3

True or False Action Game



Run to the T or F when your teacher does the action.



I Can ...

- chant the *What Are You Doing?* chant.
- play the True or False Action Game with a friend.





Words in Action

1 Listen, point, and say.




I'm ...

He's ...



1. doing my homework



2. watching TV



3. eating snacks



4. doing karate



5. playing football



6. playing computer games

Sounds and Letters

2 Listen, point, and say. Then read and circle.



gring

ring

rink



wink

giwn

wing



speak

speaking

peaking



Grammar Toolbox

I'm **playing** football. → sports **with** a ball

I'm **doing** karate. → sports **without** a ball




Fun Time!

3 Card Snap Game

When your teacher says the sentence, hit the card.



CD1 33



I Can ...

- play the Card Snap Game with friends.
- say two things when asked "What are you doing?"



GOAL 21



GOAL 22



Phonics

1 Listen, read, and say.



T and D Jingles

T says t, t, tiger.

says t, t, tomato.

says t, t, telephone.



D says d, d, door.


says d, d, doll.

says d, d, duck.



Sounds and Letters

2 Listen, number, and say. Then write **tr** or **dr** in the blanks.



t r ee

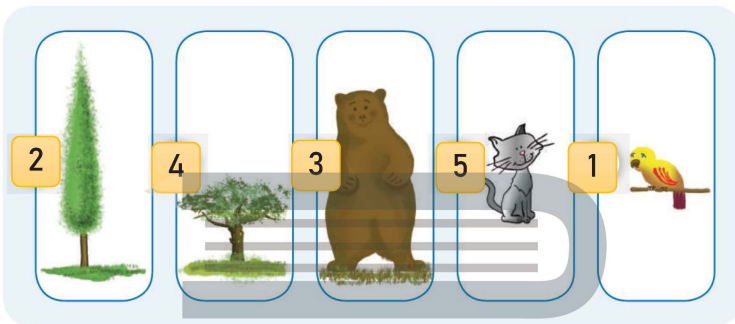
t r uck

d r ess

d r ink

Fun Time!

3 Listen and touch the right picture.
Play with a partner.



Where is it?



Here it is. I found it!



I Can ...

- tell if the words start with t or d.
- say two words that begin with t or d, and describe things.



GOAL 23



GOAL 24

Advice Time

Do what's right.





Unit 4 Beautiful Nature

Talk Time

1 Listen and point.



2 Practice and act out the talks in pairs.

Sounds and Letters

3 Listen, point, and say. Then write **sn** or **sh**.



s n ake



s h ake



s n ow



s h ow


Show me the snake!



Fun Time!

4 Find Something Beautiful!

Look around and find a beautiful or an ugly object.



I Can ...

- act out one of the talks about nature.
- find something beautiful or ugly and say “Look! It’s a ...! It’s beautiful (or ugly).”





Rhythms and Listening

1 Chant and march.



I Love the Mountains

I love the mountains, I love the rolling hills,

I love the flowers, I love the daffodils,

I love the campfire when all the stars are out.

I sit and look, I look and smile,

I'm happy to be under this sky.



Sounds and Letters

2 Listen, say, and number. Then read.



1 /z/



mountains

2 /s/



cats

3 /iz/



faces

ducks

2

flowers

1

hills

1

dresses

3

snakes

2

noses

3



Fun Time!

3 Months and Seasons Chart

Listen and match. Then chant and do.



1



Back to school, it's fall.
September, October,
November.

3

Getting cooler, winter's
here.
December, January,
February.



2



Flowers are out, it's
spring.
March, April, May.

4

Yummy, summer's here.
June, July, August,
And back again.



Ha-ha!



This is fun!



I Can ...

- chant the *I Love the Mountains* chant.
- name seasons and months.



GOAL 27



GOAL 28



Words in Action

1 Listen, point, and say.



1. long



2. short



3. big



4. small



5. quiet



6. noisy



7. weak



8. strong

2 Shout the opposites in two groups.

3 Practice the actions in pairs.

Fun Time!


4

Guess what it is.

Do the opposite action.



CD1 44



I Can ...

- act out one pair of opposites.
- describe and guess what or who.



GOAL 29



GOAL 30



Phonics

1 Listen, read, and say.



C and G Jingles

C says c, c, cat.



says c, c, cake.

says c, c, cap.



G says g, g, goat.

says g, g, gorilla.



says g, g, girl.

Sounds and Letters

2 Listen, point, and say. Write **gr**, **cr**, **gl**, or **cl**.



cl ass



cr ab



gl ass



gr ass



Fun Time!

3 Word Making Game

Listen to the teacher and hold up the letters.



I Can ...

- tell if the words start with c or g.
- say two words that begin with c and two words that begin with g.



GOAL 31



GOAL 32

Advice Time

Nature is your home; look after it.





Unit 5 Friends, Actions, Things

Talk Time

1 Listen and say.



Hello, Hashim.

Good morning Ali.
Where's Jake?

He can't come. He's
helping his brother.

This is my friend,

Nice to meet
you, too!

The Answers

2.

Boy 1: Hello, Hashim.

Boy 2: Good morning Ali. Where's Jake?

Boy 1: He can't come. He's helping his brother.

Boy 1: This is my friend, Omar.

Boy 2: Nice to meet you Omar!

Boy 3: Nice to meet you, too!

Boy 2: Ready? Let's go to the new computer store!

2 Practice and act

★ ★ ★ Fun Time!

3

“Good morning!” Chant

Listen and chant.

It's morning. **Good morning! Good morning to you!**

How are you? How are you?

It's so nice to see you.



It's afternoon. **Good afternoon!**

Good afternoon to you!



Here's homework, more homework for you!

It's evening. **Good evening! Good evening to you!**

It's playtime and bath time and bedtime for you!

Goodnight! **Goodnight! Goodnight to you!**



4

Write.



Let's go to school!

Let's go to school!



Let's watch TV!

Let's watch TV!



Let's have lunch!

Let's have lunch!



Let's go to bed!

Let's go to bed!

I Can ...

- introduce someone, say “This is my friend” and “Let's ... !”
- chant, tell the time of day and use greetings correctly





Rhythms and Listening

1 Listen and chant.



We're playing, we're cycling

Our friends are here and laughing

They're jumping, they're cycling

As happy as can be!



There's Omar,

His friend, Ali

He's laughing,

As happy as can be!

Are you playing,

We're not playing,

We're talking,

As happy as can be!

2 Change the words.

Advice Time

Help a friend.

The Answers

2.

Our friends are here and laughing.

They're jumping, they're cycling.

As happy as can be!

There's Jasim, he's walking,

His friend, Badr is talking.

He's laughing, he's not cycling.

As happy as can be!

Are you playing, are they cycling?

We're not playing, they're not cycling.

We're talking, we're walking.

As happy as can be!



Fun Time!

3

Choose a place. Ask and answer.



Grammar Toolbox




He's / She's playing

We're / You're / They're playing

He's not/ She's not cycling

We're not/ You're not/ They're not playing



Where is he?

He's at home.

Is he sitting?

Yes, he is.

Is he playing?

No, he isn't.

Is he watching TV?

Yes, he is. Now it's my turn!



1. Pete



2. Jim and Ken



3. Joe



4. Sabah



5. Noura

at school

at home

in his room

in her room

in the classroom

I Can ...

- talk about what "I'm, he/she's, we/you/they're" doing or not doing.
- ask and answer Yes / No questions about what people are doing





Words in Action

1 Point and chant. Write.



Lemons are sour

Apples are sweet!



Lemons are sour,



Cherries are sweet!



They're not sour.

My soup is hot!



Ice-cream is cold,



Rice is hot,



It's not cold.

Chips are salty,



And they're tasty!

Let's eat!

2 Change the words and chant.



The Answers

2.

Apricots are sweet!

Oranges are sour.

Cookies are sweet!

They're not sour.

My pizza is hot!

Salad is cold,

Pasta is hot,

It's not cold.

Sandwiches are salty

And they're tasty!

Let's eat!

Fun Time!

3 The 3 Questions Game Ask and answer.




Is it cold or hot?

What color is it?

Is it sweet or sour?

I know! It's a lemon!

No, thanks. I don't like lemons. I like oranges.



It's cold. It's a fruit.

The Answers

4.

S1 : Is it cold or hot?

S2 : It's cold. It's a vegetable

S1 : What color is it?

S2 : It's orange.

S1 : Is it sweet or sour?

S2 : It's sour.

S1 : I know! It's a carrot.

S2 : That's right! Do you want one?

S1 : No, thanks. I don't like carrots. I like bananas.

4 Play with a friend. Ask 3 questions in the box.

sweet sour salty
fresh round



I Can ...







- talk about food using the words "sour, sweet, salty, tasty"
- ask questions with "or", "what I like and what I don't like"



Phonics

1 Listen and check. Say.



- | | | | | | | | | | |
|----|---|---|---|-------------------------------|----|---|---|---|--|
| 1. |  | /s/ <input type="checkbox"/> | /z/ <input checked="" type="checkbox"/> | /ɪz/ <input type="checkbox"/> | 4. |  | /s/ <input type="checkbox"/> | /z/ <input checked="" type="checkbox"/> | /ɪz/ <input type="checkbox"/> |
| 2. |  | /s/ <input checked="" type="checkbox"/> | /z/ <input type="checkbox"/> | /ɪz/ <input type="checkbox"/> | 5. |  | /s/ <input checked="" type="checkbox"/> | /z/ <input type="checkbox"/> | /ɪz/ <input type="checkbox"/> |
| 3. |  | /s/ <input type="checkbox"/> | /z/ <input checked="" type="checkbox"/> | /ɪz/ <input type="checkbox"/> | 6. |  | /s/ <input type="checkbox"/> | /z/ <input type="checkbox"/> | /ɪz/ <input checked="" type="checkbox"/> |

What's in your bag?

2 Listen, point, and say.



Do you have apples?

Do you have sandwiches?

Do you have orange juice?

No, I don't.

Yes, I do.

Yes, I do.

She has sandwiches **and** orange juice.

She has orange juice **but** she doesn't have apples.

3 Ask your friend. Check YES or NO.

Food	YES	NO	School things	YES	NO
apples			books		
sandwiches			notebooks		
orange juice			a poster		
carrots			pens		

Say and write. Use **and** or **but**.

Fun Time!

Whose ... is that?

4 Listen, point, and say.



Whose hat is that?

Let's ask her!

Maybe, it's Noura's.

5 Trace. Ask and answer.



I Can ...

- make the sounds for -s, ask and answer with “have”, and use “and” or “but”.
- ask and say whose something is using (name)’s



Phonics Jingle






1 Listen and chant.



2 Listen and point to the letters, then the pictures.

A says ... **a, a, apple.**

Aa apple 	Bb bear 	Cc cow 
Dd duck 	Ee egg 	Ff fish 
Gg goat 	Hh hat 	Ii ink 
Jj jet 	Kk kiwi 	Ll lion 
Mm monkey 	Nn nest 	Oo octopus 
Pp parrot 	Qq quilt 	Rr rabbit 



3 Unscramble the letters and write the words.

rbea

b ear

dkcu

d uck

otag

g oat

iwki

k iwi

ykemno

m onkey

rtapro

p artot

itrbab

r abbit

greti

t iger

lubrleam

u mbrella

bazre

z ebra

Handwriting Practice: Phonics Key Words

1 Read and say.

2 Trace and copy.




apple apple apple



bear



cow



duck



egg



fish



goat



hat



ink



jet



kiwi



lion



monkey

حلول
الجلود اون لاين
h-utul.online



nest



octopus




parrot



quilt



rabbit



sun



tiger



الحلول اون لاين
hullul.online




umbrella



vase



wolf



fox



الجلول اون لاين
hulul.online
yard



zebra



Words with a e i o u

1 Listen and write the letter *a*, *e*, *i*, *o*, or *u*. Then match with the pictures.

CB2 44

1. art

2. orange

3. elephant

4. ink

5. umbrella

6. apricot

7. under

8. eighteen

2 Listen, point, and say. Then draw a line to the right picture.

CB2 45

We call it 'a', but say **apple**.

We call it 'a', so we say **apron**.

We call it 'e', but we say **elephant**.

We call it 'e', so we say **eleven**.

We call it 'i', but we say **ink**.

We call it 'i', so we say **ice cream**.

We call it 'o', but we say **orange**.

We call it 'o', so we say **open**.

We call it 'u', but we say **umbrella**.

We call it 'u', so we say **uniform**.

We call them sounds and letters!

Words with a_e, i_e

Long Vowels and Clever _e

1 Listen, point, and say.

cb2 46



tap



tape



Tim



time

2 Look at the picture and circle the right word. Then listen and check.

cb2 47

1.



snak snake sack shake



2.



Kate **cake** cate kake

3.



hate take **hat** het

4.



tap **tape** pat pate

5.



site cite **sit** tis

6.



nil Nile Lyn **line**

Picture Dictionary



big p32



blouse p16



a cap p16



clap p6



cold p8



crab p34



doing karate p24



doing my
homework p24



a dress p17



eating snacks
p24



fall p31



glasses p17



gorilla p34



grass p34



hot p8



hungry p8



an iron p10



lock p6



long p32



mountains p30




noisy p32



a photo p20



a pine p10



a plate p18



playing computer games p24



playing football p24



quiet p32



sandals p17



scared p8



shake p28



a shirt p17



short p32



show p28




a skirt p16



sleepy p8



small p32



a snake p28



snow p28



speaking p20



spring p31



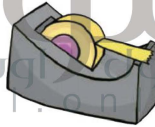
strong p32



summer p31




a tap p10



a tape p10



thirsty p8



watching TV p24



weak p32



winter p31

CD 1 Audio Track List

Track	Unit	Student Book Section	Track	Unit	Student Book Section
2	Intro	Exercise 1. Listen and point	29	3	Exercise 1. Listen and chant
3	1	Exercise 1. Listen and point	30	3	Exercise 3. True or False Action Game
4	1	Exercise 4. Greeting Line	31	3	Exercise 1. Listen, point, and say
5	1	Exercise 1. Chant and do	32	3	Exercise 2. Listen, point, and say
6	1	Exercise 2. Listen, say, and match	33	3	Exercise 3. Card Snap Game
7	1	Exercise 3. Confusion Game	34	3	Exercise 1. Listen, read, and say
8	1	Exercise 1. Listen, point, and say	35	3	Exercise 2. Listen, number, and say
9	1	Exercise 3. Practice and do in pairs	36	3	Exercise 3. Listen and touch the right picture
10	1	Exercise 4. Same as the Leader Game	37	4	Exercise 1. Listen and point
11	1	Exercise 1. Listen, point, and say	38	4	Exercise 3. Listen, point, and say
12	1	Exercise 2. Listen and number	39	4	Exercise 4. Find Something Beautiful!
13	1	Exercise 3. Listen, say, and match	40	4	Exercise 1. Chant and march
14	1	Exercise 4. Phonics Game	41	4	Exercise 2. Listen, say, and number
15	2	Exercise 1. Listen and point	42	4	Exercise 3. Months and Seasons Chant
16	2	Exercise 3. Listen, point, and number	43	4	Exercise 1. Listen, point, and say
17	2	Exercise 4. Whose ... is This?	44	4	Exercise 4. Guess what it is
18	2	Exercise 1. Chant and clap the rhythm	45	4	Exercise 1. Listen, read, and say
19	2	Exercise 2. Listen, point, and say	46	4	Exercise 2. Listen, point, and say
20	2	Exercise 3. Clothes Color Basket	47	4	Exercise 3. Word Making Game
21	2	Exercise 1. Listen, point, and chant	48	5	Exercise 1 Listen and say
22	2	Exercise 3. Touch the screen	49	5	Exercise 3 Good morning! Chant
23	2	Exercise 1. Listen, read, and say	50	5	Exercise 1 Listen and chant
24	2	Exercise 2. Listen, say, and match	51	5	Exercise 3 Guess the Action Game
25	2	Exercise 3. Does It Move?	52	5	Exercise 1 Point and chant
26	3	Exercise 1. Listen and point	53	5	Exercise 3 The 3 Questions Game
27	3	Exercise 3. Listen, say, and match	54	5	Exercise 1 Listen and check
28	3	Exercise 4. Telephone Conversation	55	5	Exercise 2 Listen and check
			56	5	Exercise 4 Whose is that?

CD 2 Audio Track List

Track	Unit	Workbook Section
2	1	Exercise 1. Listen, point, and practice
3	1	Exercise 1. Listen, point, and practice
4	1	Exercise 1. Listen, say, and do
5	1	Exercise 1. Listen and touch
6	1	Exercise 1. Listen, point, and practice
7	1	Exercise 1. Listen, point, and practice
8	1	Exercise 1. Listen, point at the pictures
9	1	Exercise 1. Listen, number the pictures
10	2	Exercise 1. Listen, point, and practice
11	2	Exercise 1. Listen, point, and practice
12	2	Exercise 1. Listen and chant
13	2	Exercise 1. Listen and color
14	2	Exercise 1. Listen, point, and practice
15	2	Exercise 1. Listen, point, and practice
16	2	Exercise 1. Listen and practice
17	2	Exercise 1. Listen, point, and practice
18	3	Exercise 1 Listen, point, and practice
19	3	Exercise 1. Listen, point, and practice
20	3	Exercise 1. Listen and chant
21	3	Exercise 1. Listen, point, and practice
22	3	Exercise 1. Listen, point, and practice
23	3	Exercise 1. Listen, point, and practice

Track	Unit	Workbook Section
24	3	Exercise 1. Listen and practice
25	3	Exercise 1. Listen, point, and practice
26	4	Exercise 1. Listen, point and practice
27	4	Exercise 1. Listen, point, and practice
28	4	Exercise 1. Listen and chant
29	4	Exercise 1. Listen and chant
30	4	Exercise 1. Listen, point, and practice
31	4	Exercise 1. Listen, point, and practice
32	4	Exercise 1. Listen and practice
33	4	Exercise 1. Listen, point, and practice
34	5	Exercise 1 Listen and practice
35	5	Exercise 1 Listen and chant
36	5	Exercise 1 Listen and chant
37	5	Exercise 1 Listen and practice
38	5	Exercise 1 Listen and chant
39	5	Exercise 1 Listen and practice
40	5	Exercise 1 Listen and check
41	5	Exercise 1 Listen and practice
42	Phonics Practice	Exercise 1 Listen and chant
43	Phonics Practice	Exercise 2 Listen and point
44	Phonics Practice	Exercise 1 Listen and write
45	Phonics Practice	Exercise 2 Listen, point, and say
46	Phonics Practice	Exercise 1 Listen, point, and say
47	Phonics Practice	Exercise 2 Look at the picture

Word List

apron	10	gorilla	34	second	5
bag	35	grass	34	seventh	7
bat	28	gray	33	shake	28
beautiful	28	green	14	shirt	17
big	32	hands	6	shoes	16
blouse	16	hat	16	short	32
blue	15	hills	30	show	28
brown	14	hot	8	sixth	7
the campfire	30	hungry	8	skirt	16
cap	16	ink	10	the sky	30
cape	10	iron	10	sleepy	8
cats	30	jacket	16	small	32
clap	6	jeans	16	snake	28
clock	6	jumping	38	snow	28
chest	6	laughing	38	sour	40
cold	8	Let's do it again.	2	speaking	20
crab	34	Let's play a game.	2	spring	31
cycling	38	lock	6	stars	30
daffodils	30	long	32	strong	32
doing karate	24	Make pairs.	2	summer	31
doing my homework	24	mountains	30	sunglasses	16
dress	17	ninth	7	sweater	16
drink	26	noisy	32	sweet	40
eating snacks	24	One more time.	2	tasty	40
eighth	17	orange	14	tap	10
fall	31	phone	20	tape	10
fifth	5	photo	20	tenth	7
fingers	6	pin	10	third	5
first	5	pine	10	thirsty	8
flower	29	plate	18	T-shirt	16
foot	6	playing computer games	24	tree	26
fourth	5	playing football	24	ugly	28
glass	34	Please listen to me.	2	watching TV	24
glasses	17	quiet	32	Watch me.	2
Good afternoon!	37	ring	24	weak	32
Good evening!	37	rolling hills	30	wearing	14
Good idea!	2	salty	40	What's the matter?	8
Good job!	2	sandals	17	wing	24
Good morning!	37	scared	8	winter	31
Goodnight!	37			You were great!	2

الحد الأدنى	By the end of grade five students will be able to:	الفترة Session				الرمز Code
		الأولى 1 st	الثانية 2 nd	الثالثة 3 rd	الرابعة 4 th	
x	Recognise short and long vowels: (long a as in "dates", long I as in "rice", long o as in "rose", long e as in "teacher", short e as in "bread", long oo as in "food", short oo as in "book", long u as in "computer", short u as in "duck").	√		√		1/7/5
x	Recognise and differentiate between the endings of plural nouns (/s/ as in "cats", /z/ as in "birds", /iz/ as in "dresses").		√	√		2/7/5
x	Recognise and produce some English digraphs (ch, sh, ph, wh).	√	√	√		3/7/5
x	Recognise and produce some consonant blends (pl, cl).	√		√		4/7/5
x	Recognise and produce some English consonant blends (cr as in "crisps", gr as in "green", fr as in "friend", pr as in "prince", pl as in "plant", gl as in "glass", fl as in "fly", sl as in "sleep").	√	√	√	√	5/7/5
x	Recognise and produce some English consonant blends (br as in "brown", dr as in "dress", tr as in "tree", st as in "star", sp as in "spoon", sn as in "snake", sm as in "small", sw as in "swim").		√	√	√	6/7/5
x	Ask questions using <i>What, Who, Where</i> .	√	√	√	√	7/7/5
	Identify irregular plural nouns.	√		√	√	8/7/5
	Use the intensifier <i>very</i> .		√	√	√	9/7/5
x	Introduce people to each other, e.g. <i>This is Abdullah</i> .	√				10/7/5
x	Identify and talk about people using the verb <i>to be</i> .	√	√	√	√	11/7/5
x	Identify and talk about toys, games and classroom objects.	√	√	√	√	12/7/5
x	Identify and talk about rooms/items in a house.				√	13/7/5
x	Describe location using prepositions of place (<i>in, on, under, next to, between</i>).			√	√	14/7/5
x	Describe physical appearance.		√	√		15/7/5
x	Express possession using the verb <i>to have</i> and <i>my/your/his/hers/our</i> .	√	√	√	√	16/7/5
	Describe animals using possessive adjectives (<i>its, their</i>).		√	√	√	17/7/5
x	Talk about ability (<i>can/can't</i>).				√	18/7/5
	Ask about number using <i>How many ...?</i>				√	19/7/5
	Identify and talk about places in a town and their location using <i>there is, there are</i> and <i>next to, opposite, between</i> .				√	20/7/5
x	Talk about the weather.		√		√	21/7/5
x	Talk about likes and dislikes.		√	√	√	22/7/5
	Talk about food using <i>want</i> and describe different kinds of food and drink using adjectives (e.g. <i>hot/cold/sweet/sour/salty</i>).		√			23/7/5
x	Make suggestions using <i>Let's</i> .	√	√			24/7/5
x	Ask about and tell the time (<i>o'clock</i> only).				√	25/7/5
	Identify and talk about the days of the week, months and seasons.		√		√	26/7/5
x	Ask and respond to simple sentences about everyday activities in the Present Simple tense using the first and second person singular.	√		√	√	27/7/5
x	Greet someone politely at different times of the day, e.g. <i>Good morning/afternoon/evening. Say Goodbye/Good night</i> .	√	√			28/7/5
x	Identify and talk about different times of the day (morning, afternoon, evening, night).		√	√	√	29/7/5
x	Identify prepositions of time (<i>in, on, at</i>).			√	√	30/7/5
	Ask about activities happening at the moment of speaking using the Present Progressive (Affirmative, Negative, Interrogative and short answers).	√	√	√		31/7/5
x	Identify occupations and talk about what someone does using the Present Simple (Affirmative, Negative, Interrogative and short answers).				√	32/7/5
	Ask and answer about possession using the Possessive Case and <i>whose</i> .	√	√			33/7/5
	Identify and talk about clothes.	√			√	34/7/5
x	Follow a short simple text while listening to the audio recording.	√	√	√	√	35/7/5

الحد الأدنى	By the end of grade five students will be able to:	Session الفترة				الرمز Code
		الأولى 1 st	الثانية 2 nd	الثالثة 3 rd	الرابعة 4 th	
x	Read and count cardinal numbers to 100.				√	36/7/5
	Read and count ordinal numbers from 1 st to 10 th .	√				37/7/5
x	Read and comprehend simple sentences.	√	√	√	√	38/7/5
x	Read simple short illustrated stories.		√	√	√	39/7/5
x	Spell accurately a small number of high frequency words.	√	√	√	√	40/7/5
x	Write short simple words/phrases to complete a paragraph.	√	√	√	√	41/7/5
x	Write short simple sentences to convey basic personal information.	√	√	√	√	42/7/5
x	Apply basic rules of punctuation (e.g. use capital letters, full stops, commas, question marks).	√	√	√	√	43/7/5
x	Write short answers to written questions.	√	√	√	√	44/7/5
	Use the definite and indefinite article (a/an, the).	√	√	√	√	45/7/5
x	Refer to people and things using demonstratives (this/that/these/those).	√	√	√	√	46/7/5
	Link ideas with commas and <i>and</i> .	√	√	√	√	47/7/5
	Link ideas with <i>but</i> .		√	√	√	48/7/5
	Link ideas with <i>or</i> .			√	√	49/7/5