

تم تحميل الملف  
من موقع حلول



hulul.online

حلول الكتب - اختبارات الكترونية • مراجعات وتدريبات  
والمزيد من الملفات التعليمية للمناهج السعودية

# Workbook



**1 Write.**

A a B b C c D d E e F f G g  
 H h I i J j K k L l M m N n  
 O o P p Q q R r S s T t U u  
 V v W w X x Y y Z z



**2 Look and write.**

1. **13** thirteen 2. **50** fifty 3. **80** eighty  
 4. **20** twenty 5. **15** fifteen 6. **6** six

**3 Write the plural.**

1. pen pens 4. cat cats  
 2. woman women 5. man men  
 3. child children 6. dress dresses


**4 Listen and tick (✓).**


1.		a <input type="checkbox"/>		b <input type="checkbox"/>
2.		a <input type="checkbox"/>		b <input type="checkbox"/>
3.		a <input type="checkbox"/>		b <input type="checkbox"/>
4.		a <input type="checkbox"/>		b <input type="checkbox"/>


Name \_\_\_\_\_  
Class \_\_\_\_\_


Don't stand up.  
Sit down.  
Turn around.  
Don't touch your nose.

**5** Look and write.

1.  **Turn around**

3.  **Do not stand up**

2.  **Do not touch your nose**

4.  **Sit down**

**6** Look, read and circle.

1.  I'm / We're boys.      5.  They're / We're kites.


2.  I'm / They're a girl.      6.  It's / He's tall.

3.  It's / You're a bag.      7.  She's / He's my sister.


4.  She's / You're happy.      8.  I'm / You're friends.

**7** Look, read and circle.

1.  Is he tall?      Yes, he is. / No, he isn't.

2.  Is she sad?      Yes, she is. / No, she isn't.

3.  Is it a ruler?      Yes, it is. / No, it isn't.

4.  Are they desks?      Yes, they are. / No, they aren't.

Name \_\_\_\_\_  
Class \_\_\_\_\_

# Phonics

dates - white - rose



1 Listen, say and circle the word that doesn't belong.

1. rice dates white

2. home dates cake

3. rose home white

2 Listen and number 1-6. online

a 4

b 6

c 2

d 5

e 1

f 3

Name \_\_\_\_\_  
 Class \_\_\_\_\_

3 Listen, say and write the missing letters. 

a i o



da\_ tes



n\_ o se



wh\_ i te



r\_ o se



gr\_ a pes



b\_ i ke

4 Look and write. Then match the words that rhyme.

rose date nose white cake kite



1. \_\_\_\_\_ date



4. **nose**



2. **rose**



5. \_\_\_\_\_ cake



3. **kite**



6. **white**

# 1 Home and family

Name

Class

A chant

1 Follow the lines to find the answers. Then write.

In the kitchen.

In the bathroom.

In the bedroom.

In the living room.

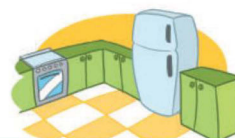


Salim

1.



Where's my brother?



In the kitchen

2.



Where's my sister?



In the living room

3.



Where's my mother?



In the bathroom.

4.



Where's my father?



In the bed room

2 Look at activity 1. Pretend you are Salim and his friend. Ask and answer.

Where's your brother?

He is in the bathroom.

Where is your sister?

Where is your mother ?

Where is your father ?

She is in the bed room

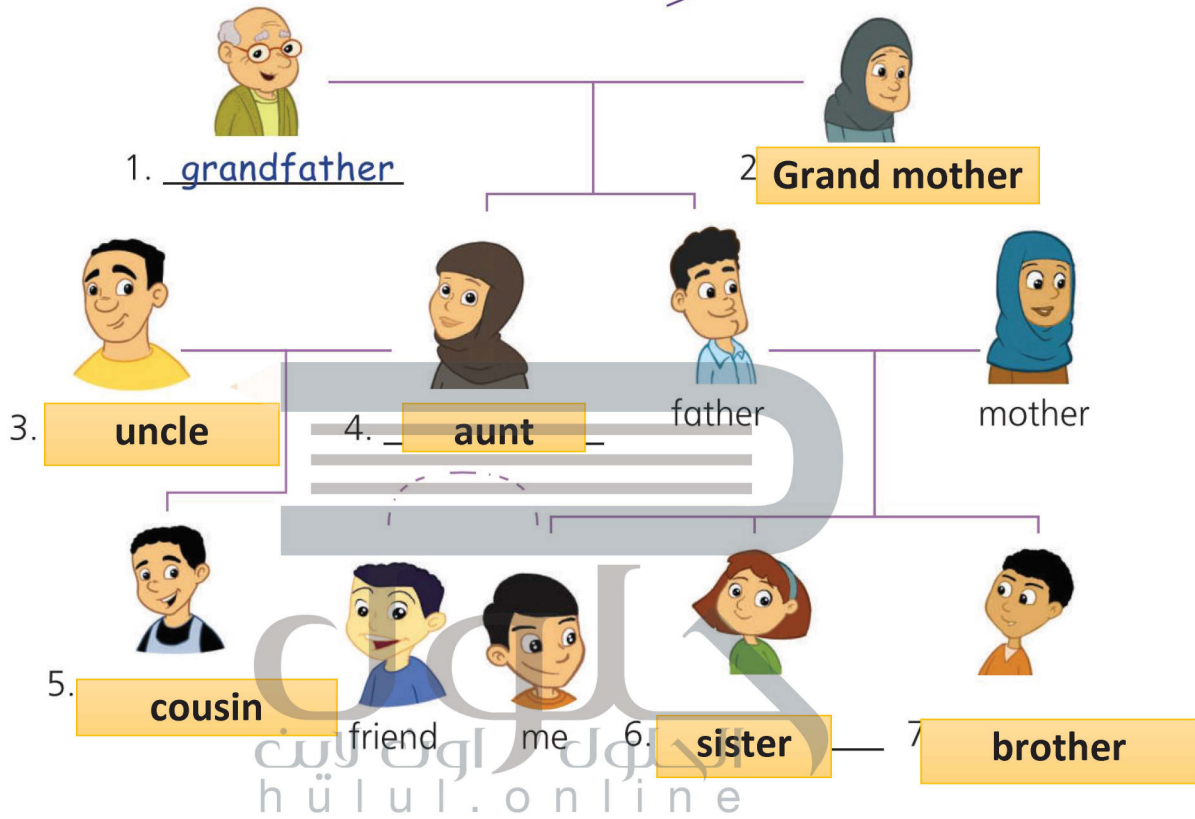
She is in the kitchen

he is in the living room

Name \_\_\_\_\_  
 Class \_\_\_\_\_

1 Look and write.

uncle aunt sister cousin brother ~~grandfather~~ grandmother



2 Look and write.

Is she ~~your mother~~?  
 Is he your cousin?

Yes, he is.  
 She isn't my mother.

1. Look, your mother!

2. No **No she is not my mother**

3. **Is he your cousin**

4. **Yes he is**



# 1

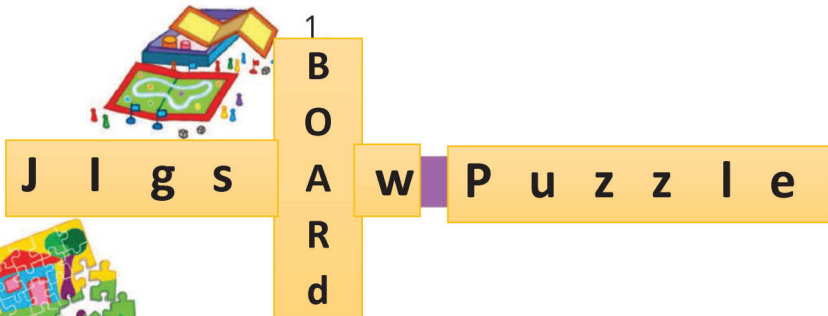
## Comic

Name \_\_\_\_\_

Class \_\_\_\_\_

### 1 Look and write.

computer game  
board game  
jigsaw puzzle  
wardrobe  
garden



4. **Computer Game**

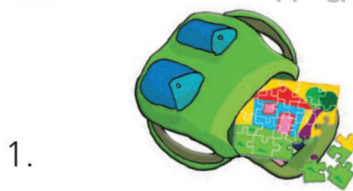


A  
r  
d  
n



5. **Wardrobe**

### 2 Look and write. on in under in



Where's the jigsaw puzzle?  
It's in the bag.



Where's the board game?  
It's in the wardrobe.



Where's the computer game?  
It's on the desk.



Where's the teddy bear?  
It's under the bed.

Name \_\_\_\_\_  
 Class \_\_\_\_\_

1 Look and write.


- sofa
- TV
- bookcase
- ~~Lamp~~



1. Where are the board games? They're next to the lamp.
2. Where are the jigsaw puzzles? They're on the sofa.
3. Where are the books? They're in the bookcase.
4. Where are the computer games? They're on the tv.


2 Look and write.

next to    between    under    in

1.  The board game is in the wardrobe.

2.  The lamp is Next to the sofa.

3.  The computer game is under the bed.

4.  The window is between the bookcase and the sofa.

# 1

Name	
Class	

# Phonics

## teacher - bread












1 Listen, say and circle the word that doesn't belong.




1.

2.


3.


  
 teacher  
  
 eat  
  
 teacher  
  
 head  
  
 head


  
 eat  
  
 bread  
  
 teacher  
  
 head


  
 bread  
  
 teacher  
  
 head

2 Listen and number 1-4.

  
 a 2

  
 c 4

  
 b 3

  
 d 1


Name \_\_\_\_\_  
 Class \_\_\_\_\_

3 Find and circle. Then write.

T	E	A	C	H	E	R	W
B	F	E	K	J	N	E	I
W	G	F	M	H	F	A	K
D	C	B	K	E	B	T	S
A	L	A	W	A	D	Q	X
A	M	G	H	D	Z	R	V
T	B	R	E	A	D	T	Y




1. **teacher** \_\_\_\_\_



2. **bread** \_\_\_\_\_



3. **eat** \_\_\_\_\_




4. **head** \_\_\_\_\_

4 Look and write. Then match the words with the same sound.

teacher head eat bread



1. **eat** \_\_\_\_\_



2. **bread** \_\_\_\_\_



3. **head** \_\_\_\_\_



4. **teacher** \_\_\_\_\_

# 1

## Story time

Name	
Class	

1 Read the story again in the Student's Book on pages 14-15 and complete.



The jigsaw puzzle is

**Next to** \_\_\_\_\_

the bookcase.

The dolls are \_\_\_\_\_

**on** \_\_\_\_\_

the bed.

The plane is \_\_\_\_\_

**in** \_\_\_\_\_

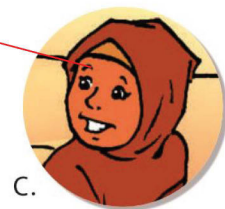

the bookcase.

2 Read the story again in the Student's Book on pages 14-15 and match.


1. It's next to the bookcase.

2. We're in the jigsaw puzzle.

3. No more jigsaw puzzles for me!



3 Do you like the story? Choose and colour.




Name \_\_\_\_\_

Class \_\_\_\_\_

1 Look and complete.

next to on in  
under next to  
on between



- The bookcase is next to the bed.
- The TV is on the wardrobe.
- The lamp is Next to the wardrobe.
- The sofa is under the window and the wardrobe.
- The board games are between the bed.
- The computer games are in the wardrobe.
- The teddy bears are on the sofa.

2 Read and complete.

He isn't She isn't They aren't  
Is she Is it Is he

- Is he your friend? No, he isn't. He's my cousin.
- Is she your aunt? Yes, she is.
- Is it a jigsaw puzzle? No, it isn't. It's a board game.
- She is not in the garden. She's in the kitchen.
- They are not on the sofa. They are on the table.
- He is not my uncle. He's my father.

3 Read and match.

- Is she your mother? a. It's on the sofa.
- Where's the doll? b. They're under the table.
- Where are the jigsaw puzzles? c. No, he isn't. He's my uncle.
- Is he your father? d. Yes, she is.

# Project 1

Name \_\_\_\_\_

Class \_\_\_\_\_

English  
Art

1 Read and add commas (,) and **and**.



1. This is my uncle \_\_\_\_\_ my  
aunt \_\_\_\_\_ my cousin.



2. My bike is red \_\_\_\_\_  
blue \_\_\_\_\_ yellow.



3. I like dates \_\_\_\_\_ grapes \_\_\_\_\_  
bananas \_\_\_\_\_ oranges.



4. I have got a book \_\_\_\_\_  
\_\_\_\_\_ a pen.

2 Draw a picture of your family and write. Look at activity 1 in the Student's Book, p. 17.



My name is \_\_\_\_\_ **saleh** \_\_\_\_\_ and this is my family. In  
this photo my \_\_\_\_\_ **mother** \_\_\_\_\_, my \_\_\_\_\_ **father** \_\_\_\_\_  
**sister** \_\_\_\_\_  
\_\_\_\_\_ **and** \_\_\_\_\_  
\_\_\_\_\_ **brother** \_\_\_\_\_ are in  
the garden.

Name


Class

Now I can

1 Say the parts of the house.



1. bedroom



2. kitchen



3. living room



4. bathroom



5. garden

2 Say the family members and other people.



1. uncle



2. aunt



3. cousin



4. baby



5. friend

3 Say the games.



1. jigsaw puzzle



2. board game



3. computer game

4 Say the furniture.



1. lamp



2. sofa



3. bookcase



4. wardrobe



5. window



6. TV

5 Say.



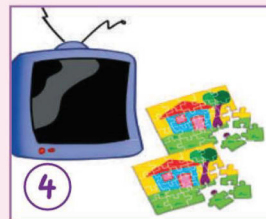
Where is my father?  
In the living room.



Look, your mother!  
No. She isn't my mother.



Where's the board game?  
It's on the sofa.



Where are the jigsaw puzzles?  
They're next to the TV.



# Phonics

## food - book



1 Listen, say and circle the word that doesn't belong.

1.



room

2.



book

3.



look




book



look



room



look



food



food

2 Listen and number 1-4.




a 2



b 1



c 4



d 3


Name \_\_\_\_\_  
 Class \_\_\_\_\_

**3 Find and circle. Then write.**


F	O	O	D	B	W
H	C	I	E	O	Y
D	J	L	F	O	K
G	K	O	Z	K	O
R	O	O	M	N	O
B	L	K	Q	U	T
W	O	O	T	L	A



1. **food**



2. **book**



3. **room**



4. **look**

**4 Look and match.**

1. ro

2. bo

3. loo


4. fo


om


od 4


k 3

ok 2

a. 

b. 

c. 

d. 

hü l u l . o n l i n e

# 2 Friends

Name \_\_\_\_\_


Class \_\_\_\_\_


## A chant

1 Look and write the numbers.

1. I have **52** lizard puzzles. **snake** puzzles. fifty-two
2. We have got **64** books. **Sixty - four**
3. They have got **93** books. **Ninety - nine**
4. You have **77** bird puzzles. **rabbit** puzzles. **frog** puzzles. **Seventy - seven**
5. They have got **89** board games. **Eighty - nine**
6. We have got **100** buses. **A hundred**


2 Look and write.

1.  I've got \_\_\_\_\_ You've got \_\_\_\_\_ We've got \_\_\_\_\_  
You've got \_\_\_\_\_ Th **No , I have not**  
You've got planes.

2.  **We have got** \_\_\_\_\_ dolls.


3.  **You have got** \_\_\_\_\_ **No , I have not**

4.  **they have got** \_\_\_\_\_ buses.
- 90

5.  **I have got** \_\_\_\_\_ **Yes , I have**

Name \_\_\_\_\_  
 Class \_\_\_\_\_

1 Look and write. bird lizard frog snake rabbit



2 Read and circle.

- Helen has got a cat. **Her / Your** cat is orange.
- I have got a fish. **His / My** fish is yellow.
- Tom has got a frog. **His / Your** frog is brown.
- You have got a bird. **My / Your** bird is green.

3 Follow the lines to find the answers. Yes, I have No, I haven't  
 Then write.

1. Have you got a parrot? \_\_\_\_\_

2. Have you got a lizard? Yes, I have

3. Have you got a frog? \_\_\_\_\_

4. Have you got a rabbit? \_\_\_\_\_


# 2

## Our world


Name \_\_\_\_\_

Class \_\_\_\_\_

### 1 Look and circle.

1.  She **has got** / **hasn't got** curly hair.

3.  He **has got** / **hasn't got** short hair.

2. He **has got** / **hasn't got** black hair. 

4. She **has got** / **hasn't got** straight hair. 




### 2 Look and match.

1. He has got blue eyes and curly hair.

2. She has got green eyes and long, straight hair.

3. He has got brown eyes and short, straight hair.

4. She has got brown eyes and long, curly hair.



### 3 Read and complete. have got haven't got has got hasn't got

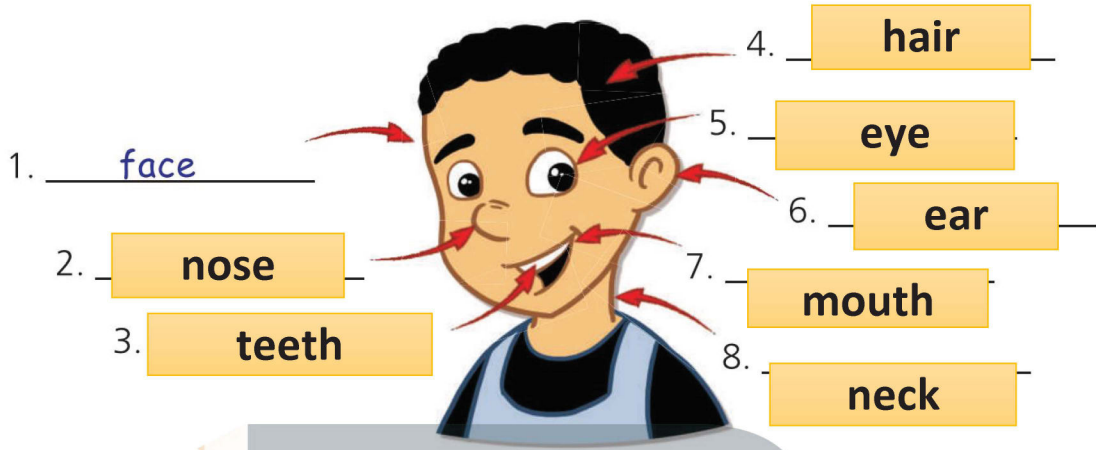
- Hassan **hasn't got** curly hair. He has got straight hair.
- Fatima **has got** brown hair. She hasn't got black hair.
- John and Bob **have got** a pet parrot. It's green and yellow.
- I **haven't got** a pet cat. I have got a pet rabbit.
- You **haven't got** short hair. You have got long hair.
- We **have got** two pens. They are red.

Name \_\_\_\_\_  
Class \_\_\_\_\_

## Let's play

2

1 Look and write. ~~face~~ eye neck mouth teeth ear nose hair



2 Look and write. Yes, he has. No, he hasn't.



- Has Jim got blue eyes?
- Has Tom got curly hair?
- Has Jim got brown hair?
- Has Tom got a pet cat?
- Has Jim got a pet lizard?
- Has Jim got curly hair?

No, he hasn't.

No, he has not

Yes, he has

Yes, he has

No, he has not

No, he has not



3 Read and complete.

~~Have you~~ Has he Has she  
Has it Have they

- \_\_\_\_\_ Have you \_\_\_\_\_ got curly hair? No, I haven't.
- \_\_\_\_\_ Have they \_\_\_\_\_ got blue bikes? Yes, they have.
- \_\_\_\_\_ Has he \_\_\_\_\_ got a pet fish? Yes, he has.
- \_\_\_\_\_ Has it \_\_\_\_\_ got long ears? No, it hasn't.
- \_\_\_\_\_ Has she \_\_\_\_\_ got straight hair? No, she hasn't.

# Phonics

## computer - duck



1 Listen, say and circle the word that doesn't belong. 

1.



cute



duck



jumper

2.



duck



computer



jumper

3.



computer



cute



duck

2 Listen and number 1-4. 



a **1**



c **3**



b **4**



d **2**

Name \_\_\_\_\_  
 Class \_\_\_\_\_

3 Look and write. Then match the words with the same sound.



1. computer



3. jumper



2. duck



4. cute

4 Look and match.

1. cu

2. jum

3. comp


4. du


te


4 ck


2 per

3 uter

a. 

b. 

c. 

d. 



# 2

## Story time


Name	
Class	


1 Read the story again in the Student's Book on pages 28-29 and match.


1. Ali, have you got a pet to show us?

2. This is my pet cat, Lizzy.

3. My parrot is green.

a. 

b. 

c. 

2 Read the story again in the Student's Book on pages 28-29 and write.

- has got    hasn't got
1. Ali **Has got** a pet cat.
2. Lizzy **Has not got** a short tail.
3. Lizzy **Has not got** long legs.
4. Lizzy **Has got** small ears.



3 Do you like the story? Choose and colour.



Name \_\_\_\_\_

Class \_\_\_\_\_

1 Write the numbers.

55

68

42

99


a. Fifty - five


b. Sixty - eight


c. Forty - tow

d. Ninety - nine

2 Look and circle.

1.  You have got long / short hair.

3.  I have got long / short hair.

2.  They have got straight / curly hair.

4.  We have got straight / curly hair.

3 Look and write.

Ammar

May

He has got  
He hasn't got

She has got  
She hasn't got

Ammar has got  
short hair.

May hasn't got  
long hair.

He has got

curly hair.

She has got

straight hair.

he has not got

straight hair.

she has not got

curly hair.

he has not got

brown eyes.

she has got

green eyes.

he has not got

blue eyes.

she has not got

brown eyes.

he has got

a pet parrot.

she has not got

a pet frog.

4 Answer about yourself.

Yes, I have. No, I haven't.

Have you got curly hair?

هل لديك شعر مجعد \_\_\_\_\_

Have you got brown eyes?

هل لديك عيون بنية \_\_\_\_\_

Have you got short hair?

هل لديك شعر قصير \_\_\_\_\_

Have you got a pet?

هل لديك حيوان أليف \_\_\_\_\_

# Project 2

Name \_\_\_\_\_  
Class \_\_\_\_\_



1 Look, choose and complete.

a.

b.

He has got **black** hair. It has got very **long** ears.  
He hasn't got **blue** eyes. It has got **small** eyes.

2 Draw or stick a photo of your best friend. Then write. Look at activity 1 in the Student's Book, p. 31.

## MY FRIEND

This is my friend,  
\_\_\_\_\_ **salaha** \_\_\_\_\_.

He/She is \_\_\_\_\_ **tall** \_\_\_\_\_.

\_\_\_\_\_ **And thin** \_\_\_\_\_.

He/She has got \_\_\_\_\_ **Black and** \_\_\_\_\_  
\_\_\_\_\_ **long** \_\_\_\_\_ hair.

His/Her eyes are \_\_\_\_\_ **brown** \_\_\_\_\_.

His/Her favourite food is  
\_\_\_\_\_ **kabsa** \_\_\_\_\_.

Name

Class







Now I can

1 Say the numbers.

51      52      53      54      55  
 fifty-one     fifty-two     fifty-three     fifty-four     fifty-five

56      57      58      59  
 fifty-six     fifty-seven     fifty-eight     fifty-nine

2 Say the pets.

1.      2.      3.      4.      5.      6. 

parrot     bird     lizard     snake     rabbit     frog


3 Say.

face     short hair     long hair   
 curly hair     ear     straight hair   
 nose     eyes     teeth   
 mouth

4 Say.




Have you got a pet lizard?  
 No, I haven't. I have got a pet rabbit.



She has got big teeth.



Has she got short hair?  
 No, she hasn't. She has got long hair.



They have got long ears.

## Phonics

## Plurals cats - birds - dresses



1 Listen, say and circle the word that doesn't belong. 

1.



birds



foxes



hens

2.



dresses



cats



rabbits

3.



foxes



dresses



hens

2 Listen and number 1-6. 




a 2



b 4




c 5



d 3



e 6



f 1

Name \_\_\_\_\_  
 Class \_\_\_\_\_



3 Listen and match.

1. eggs S S

2. books S

3. peaches es

4. birds S


5. carrots S

6. buses es

4 Find and circle. Then write the words in the correct category.



D	R	E	S	S	E	S	R
F	B	C	F	I	J	P	A
O	I	K	P	L	Q	V	B
X	R	H	E	N	S	X	B
E	D	N	H	U	T	Z	I
S	S	G	R	S	W	Y	T
C	A	T	S	M	A	T	S



**S**

**S**

**es**

cats

hens

foxes

rabbits

birds

dresses

# 3 Animals

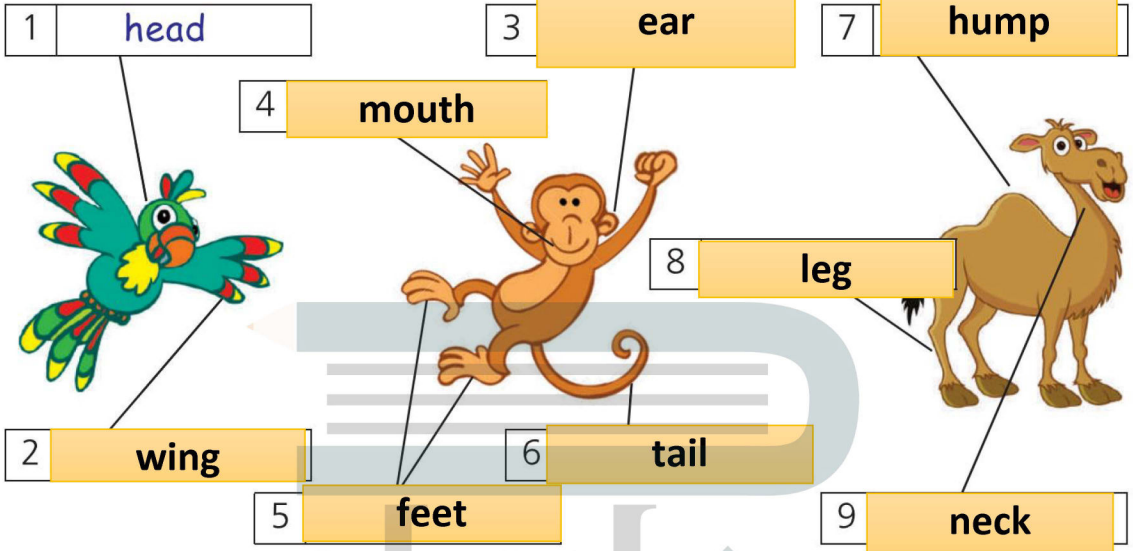
Name \_\_\_\_\_

Class \_\_\_\_\_

## A chant

1 Look and write.

wing hump mouth feet  
leg tail neck head ear



2 Look and write.

Its Their

1. Its tail is long.




2.  their wings are green.

3. its mouth is very big.



4.  their ears are very long.

5. their legs are short.



6.  their humps are big.

1 Look and match.

1. jump

2. Hello! talk

3. swim

4. fly

5. climb

6. run

2 Look and write. can can't

1. Can you run? Yes, I can.

2. Can you swim? No, I Can not.

3. Can you climb a tree? Yes, I can.

4. Can you jump? No, I Can not.

3 Write two things you can do and two things you can't do.

1. I can **talk**.

2. **I can run**.

3. I can't **fly**.

4. **I can not climb tree**.



Name \_\_\_\_\_

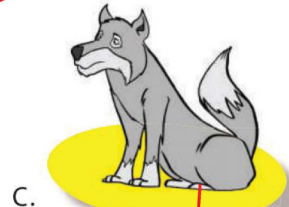
Class \_\_\_\_\_

## 1 Look and match.

1. Its ears are small.  
Its mouth is big,  
but it can't talk.



2. Its ears are big.  
It can run, but  
it can't jump.



3. Its wings are small.  
It can swim, but it  
can't fly.



4. Its head is small.  
Its tail is long.  
It can run and swim,  
too.

## 2 Look and write. can can't fly climb run swim talk jump



1. It can fly.



2. He **Can jump**



3. It **Can not swim**



Hello!

4. She **Can talk**











5. I **Can not climb**



6. You **Can run**

Name \_\_\_\_\_  
Class \_\_\_\_\_

1 Write the words.

1.a.		<b>sheep</b>	b.		<b>sheep</b>
2.a.		<b>fish</b>	b.		<b>fish</b>
3.a.		<b>wolf</b>	b.		<b>wolves</b>
4.a.		<b>horse</b>	b.		<b>horses</b>

2 Look and write. Then colour.



- |  |   |
|--|---|
| 1. How many tigers can you see?<br>_____ <b>Two</b> _____  | 4. How many monkeys can you see?<br>_____ <b>five</b> _____ |
| 2. How many zebras can you see?<br>_____ <b>two</b> _____  | 5. How many goats can you see?<br>_____ <b>four</b> _____   |
| 3. How many lions can you see?<br>_____ <b>three</b> _____ | 6. How many camels can you see?<br>_____ <b>two</b> _____   |

# Phonics

## chimp - sheep



1 Listen, say and circle the word that doesn't belong. 

1.



fish



sheep

chair

2.



chimp

shirt

peach

3.

fish

chimp



chair

2 Listen and number 1-6. 



a 2



b 4



c 5



d 3



e 1



f 6

Name \_\_\_\_\_  
 Class \_\_\_\_\_



3 Listen, say and complete the missing letters.



1 sh irt



2 ch imp



3. pe **ch**



4 **ch** air



5 **sh** eep



6. **sh** oes

4 Look, match and write.

1. 2. 3.

4. 5. 6.


sh ch

1. chimp      3. **shirt**      5. **peach**  
 2. **fish**      4. **chair**      6. **sheep**

1 Read the story again in the Student's Book on pages 42-43 and circle.



1. Camels can / can't swim.      2. Zebras can / can't climb.



3. Their tails / heads are long.      4. Lions can / can't run.

2 Do you like the story? Choose and colour.



Name \_\_\_\_\_

Class \_\_\_\_\_

1 Listen and number (1-6). 

2 Look and write.

He You ~~They~~

can can't

swim ~~talk~~ run jump



a 3



b 6




1. They can't talk.



He can not swim



c 4



d 1



e 2



f 5

3. You can jump



4. He can run

3 Read and complete. my your his her its our their

1. I've got a dress. my dress is pink.

2. Look at the monkey. its tail is very long.

3. These parrots can talk. their wings are green.

4. This is my uncle. his name is Jim.

5. My best friend is Fatima. her favourite food is rice.

6. **Hasna:** What's your name? **Lamya:** My name is Lamya.

7. These aren't your bags. They are our bags.



# Project 3

Name \_\_\_\_\_

Class \_\_\_\_\_

Science  
English  
Art

- 1 Look and listen.   
Then write the animal and say.



Can it fly?



What can this animal do?

Can it fly? Can it swim?

Can it talk? Can it run?

Now let's play and have some fun.



Well, it can't swim  
and it can't run,  
but it can fly  
and it can talk.



What is it? What is it?



That's easy! It's a **parrot**!

- 2 Complete with **and** or **but**.

1. Penguins can jump,  
**but** they can't fly.

2. Camels can run **but**  
they can't swim.

3. Wolves can run **and**  
they can swim.

4. Monkeys have got long  
tails **and** small ears.

- 3 Draw or stick a photo of your favourite animal. Then, write.  
Look at activity 1 in the Student's Book, p. 45.



My favourite animal is the **rabbit**

**Long ears** \_\_\_\_\_ . It has got

**And small tail** \_\_\_\_\_

It can **run** \_\_\_\_\_

**And jump** \_\_\_\_\_, but it can't


**Talk and fly** \_\_\_\_\_

Name


Class

Now I can

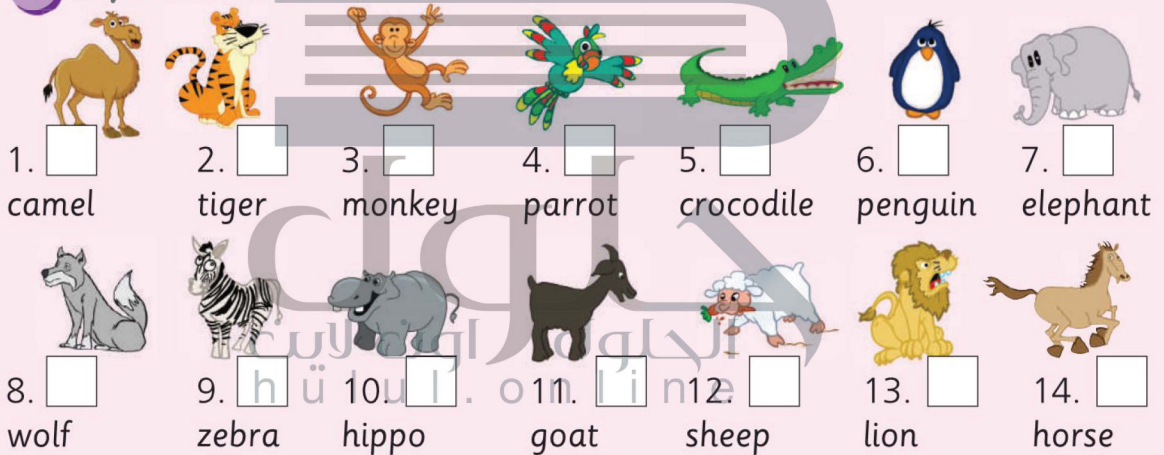
1 Say the parts of the body.



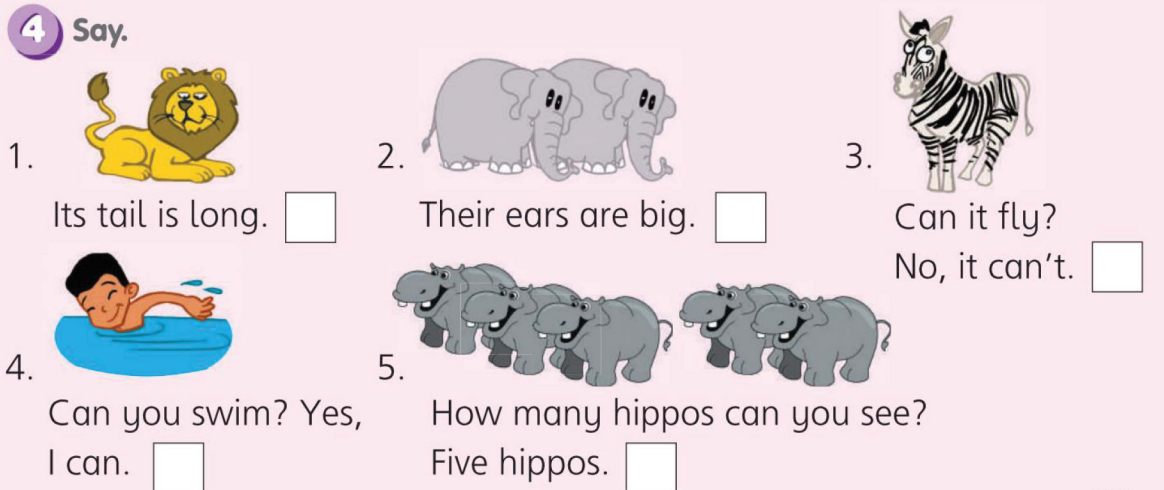
2 Say the actions.



3 Say the animals.



4 Say.











# Phonics




## whale - dolphin





1 Listen, say and circle the word that doesn't belong. 



1.  whale  wheel  photo



2.  photo  whale  dolphin



3.  photo  dolphin  wheel



2 Listen and match. 

1.  

2.  

3.  

4.  

5.  


Name \_\_\_\_\_  
 Class \_\_\_\_\_



3 Listen, say and complete the missing letters.



1. **wh** ale



2. ele **ph** ant




3. **wh** ite



4. **ph** oto





5. **wh** eel



6. dol **ph** in

4 Look and write.



1 **W** **h** **a** **l** **e**

2 **h** **o**

3 **e** **l** **e** **P** **h** **a** **N** **t**

4 **h** **o**

5 **w** **h** **e** **l** **i** **t** **e** **o**

6 **D** **o** **l** **p** **h** **i** **n**



# 4 My town

Name \_\_\_\_\_

Class \_\_\_\_\_

## A chant

1 Unscramble the words and write.

1. yto hpos




There is a toy shop in my town.

2. osolchs



There are two **school** in my town.

3. alribyr



There is a **library** in my town.

4. atrserutsan



There are three **restaurant** in my town.

5. krpa



There is a **park** in my town.

2 Read and write. There is There are

1. There is a toy shop in my town.

2. **There are** two schools in my town.

3. **there are** five restaurants in my town.

4. **there is** a library in my town.

5. **there are** three parks in my town.

Name \_\_\_\_\_  
 Class \_\_\_\_\_

1 Look and write.



Play ground



Super market

2.

mosque

3.

farm

4.

\_\_\_\_\_

hospital

2 Look and write.

Yes, there is

No, there isn't



1. Is there a supermarket in the town?
2. Is there a playground in the town?
3. Is there a police station in the town?
4. Is there a toy shop in the town?
5. Is there a hospital in the town?
6. Is there a library in the town?

Yes, there is


No, there is not

Yes, there is

Yes, there is

Yes, there is

No, there is not

1 Listen and number (1-4). Then write. 

windy hot raining sunny cold cloudy

- a. It's **windy** and **cold**
- b. It's **cloudy**
- c. It's **raining**
- d. It's **hot** and **sunny**

## 2 Draw and write.



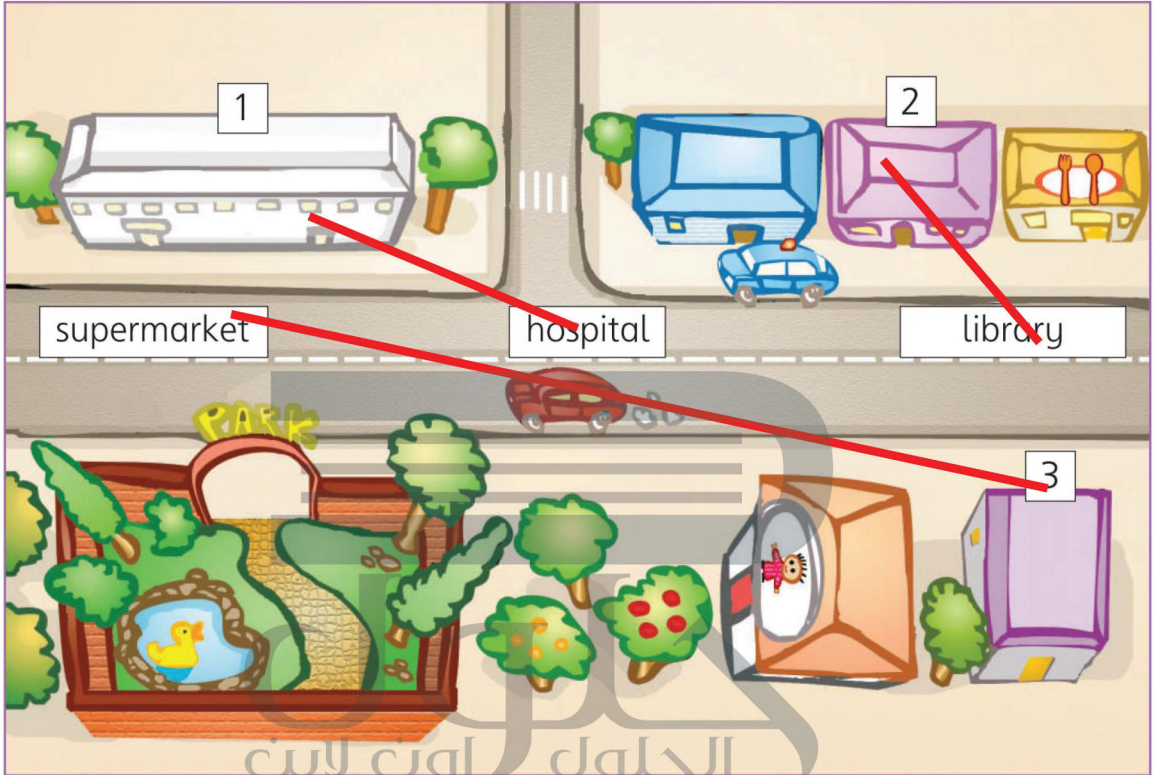
What's the weather like in your town / city?



It's **Hot and sunny**

Name \_\_\_\_\_  
 Class \_\_\_\_\_

1 Listen and match. 



2 Look at activity 1 and write.

next to    opposite    between



1. The hospital is **opposite** the park.
2. The library **between** the police station and the restaurant.
3. The restaurant is **opposite** the supermarket.
4. The supermarket is **Next to** the toy shop.
5. The police station is **Next to** the library.

# Phonics

## playground - climb



1 Listen, say and circle the word that doesn't belong. 

1.



plane



clap



climb

2.



playground



clap



plane

3.



playground





clap





climb

2 Listen and match. 

1. 

2. 

3. 

4. 

pl      cl

Name \_\_\_\_\_  
 Class \_\_\_\_\_

3 Listen, say and complete the missing letters. 



1. **cl** \_ ap



2. **pl** \_ ane



3. **cl** \_ imb



4. **pl** \_ ayground




5. **cl** \_ oudy



4 Look and match.

1. **play**      2. **clou**      3. **cli**      4. **pl**

**mb**      **ground**      **ane**      **dy**

a.       b.       c.       d. 



# 4

## Story time

Name	
Class	


1 Read the story again in the Student's Book on pages 56-57 and complete.

raining next to park weather


1. What's the **weather** like?
2. We can't go to the park. It's **raining**.
3. There's a toy shop **Next to** my house.
4. It's sunny. We can go to the **park** and play.

2 Read the story again in the Student's Book on pages 56-57 and match.

1. What's the weather like?  
Can we go to the park?



2. No, it's raining here.  
But there's a toy shop  
next to my house.  
We can go there!



Red arrows indicate matching: from the first question to the second answer, and from the second question to the first answer.


3 Do you like the story? Choose and colour.



Name \_\_\_\_\_

Class \_\_\_\_\_

1 Look and write.



Look at this town.

There is a hospital.

There is a mosque.

There is a park.

There are three restaurants.



Look at this town.

There is a library.

There is a playground.

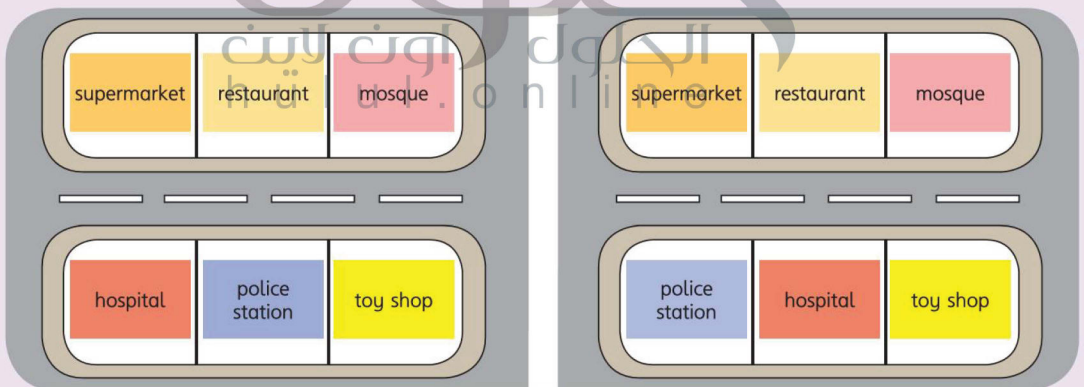
There is a police station.

There is a school.

There is a tow toy shop.

2 Read and circle.

The supermarket is next to the restaurant. The mosque is opposite the toy shop. The hospital is between the police station and the toy shop.



a.

b.

3 Read and write. Yes, there is No, there isn't

1. Is there a hospital in your town? Yes, there is

2. Is there a park in your town? yes, there is

3. Is there a library in your town? yes, there is

# Project 4

Name \_\_\_\_\_

Class \_\_\_\_\_

Social Studies  
English  
Art

1 Read and complete with **a**, **an** or **the**.

1. There is **an** umbrella on the desk.
2. I've got **an** orange and **a** banana in my bag.
3. There is **a** restaurant in my town. **the** restaurant is between **the** library and **the** park.


2 Draw your town/city. Then write. Look at activity 3 in the Student's Book, p. 59.


In my town / city, there's a **school** \_\_\_\_\_  
**mosque** \_\_\_\_\_  
 and a **Play ground** \_\_\_\_\_.  
 The **school** \_\_\_\_\_ is **Next to** \_\_\_\_\_  
 \_\_\_\_\_ **The mosque** \_\_\_\_\_. There  
 are **Tow super markets** \_\_\_\_\_, too.


Name \_\_\_\_\_  
 Class \_\_\_\_\_


# Now I can


## 1 Say the places.


1.  mosque


2.  school


3.  restaurant


4.  park


5.  toy shop


6.  police station

7.  hospital


8.  library


9.  supermarket


10.  playground


11.  farm


## 2 Say the weather.


1.  It's raining

2.  sunny

3.  cloudy

4.  windy

5.  hot

6.  cold

## 3 Say.

1.  There are two schools in my town.

2.  What's the weather like?  
It's raining.

3.  Is there a supermarket in your town?  
Yes, there is.

4.  Where's the park?  
It's opposite the library.



# Board game

Use a rubber  to play the game.

**START**

**Spell**



**What's this?**



**Say the number!**

**65**

**Say!**



**Say the animals.**



**Say the number!**

**99**

**Can you swim?**



**Is there a playground?**



**Where's the toy shop?**



What are these?



Where are the dolls?



Where's the board game?



Has he got curly hair?



Has she got a pet lizard?




Has he got blue eyes?



How many penguins can you see?



Can camels talk?



What's the weather like?



FINISH





# Out-outs

الجلول اون لاين  
hulul.online

# Cut-outs

2

Let's play








الكلية  
H u l u n



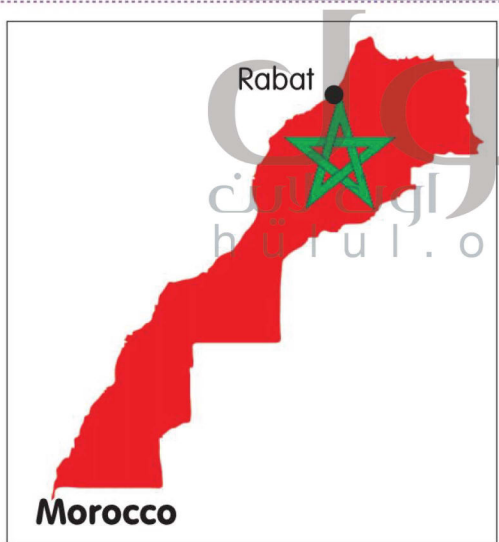
# Smart kids





www.alukah.net  
تقارير

# Our world





الكلية  
Hullu n



Handwriting practice lines consisting of 20 horizontal lines across the page.



# Notes









## Notes

