

تم تحميل الملف
من موقع حلول



hulul.online

حلول الكتب - اختبارات الكترونية • مراجعات وتدريبات
والمزيد من الملفات التعليمية للمناهج السعودية



KSA Edition
Smart Class 3

H. Q. Mitchell - Marileni Malkogianni

English Language
Elementary Stage
Fifth Elementary Grade
First Semester

اللغة الإنجليزية
المرحلة الابتدائية
الصف الخامس الابتدائي
الفصل الدراسي الأول

الجلول اون لاين
hulul.online

كتاب الطالب

Student's Book

**وكتاب التمارين
and Workbook**



Published by



mm publications

إم إم للنشر

طبعة ١٤٤٠ / ١٤٤١ هـ
2019/2020 Edition

Track list for Student's CD/CD-ROM

Track	Module	Activity	Track	Module	Activity
1	Titles		46	3 Phonics Plurals s /s/, s /z/, es /tz/ (Workbook)	2. Listen and number
2	Hello	1. Look and listen	47	3 Phonics Plurals s /s/, s /z/, es /tz/ (Workbook)	3. Listen and match
3	1 Phonics dates - white - rose	1. Listen and say	48	3 A chant	Vocabulary
4	1 Phonics dates - white - rose	2. Listen and chant	49	3 A chant	1. Listen and match
5	1 Phonics dates - white - rose (Workbook)	1. Listen, say and circle	50	3 Smart kids	Vocabulary
6	1 Phonics dates - white - rose (Workbook)	2. Listen and number	51	3 Smart kids	1. Look and listen
7	1 Phonics dates - white - rose (Workbook)	3. Listen, say and write	52	3 Our world	Vocabulary
8	1 A chant	Vocabulary	53	3 Our world	1. Look and listen
9	1 A chant	1. Listen and match	54	3 Let's play	Vocabulary
10	1 Smart kids	Vocabulary	55	3 Phonics chimp - sheep	1. Listen and say
11	1 Smart kids	1. Look and listen	56	3 Phonics chimp - sheep	2. Listen and chant
12	1 Comic	Vocabulary	57	3 Phonics chimp - sheep (Workbook)	1. Listen, say and circle
13	1 Comic	1. Look and listen	58	3 Phonics chimp - sheep (Workbook)	2. Listen and number
14	1 Let's play	Vocabulary	59	3 Phonics chimp - sheep (Workbook)	3. Listen, say and complete
15	1 Phonics teacher - bread	1. Listen and say	60	3 Story time	1. Look and listen
16	1 Phonics teacher - bread	2. Listen and chant	61	3 Revision (Workbook)	1. Listen and number
17	1 Phonics teacher - bread (Workbook)	1. Listen, say and circle	62	3 Project	1. Listen and read
18	1 Phonics teacher - bread (Workbook)	2. Listen and number	63	3 Project (Workbook)	1. Look and listen
19	1 Story time	1. Look and listen	64	3 Phonics revision	1. Listen and say
20	1 Project	1. Listen and read	65	3 Smart time 3	1. Vocabulary
21	1 Phonics revision	1. Listen and say	66	3 Smart Time 3	1. Look and listen
22	1 Smart Time 1	1. Look and listen	67	4 Phonics whale - dolphin	1. Listen and say
23	2 Phonics food - book	1. Listen and say	68	4 Phonics whale - dolphin	2. Listen and chant
24	2 Phonics food - book	2. Listen and chant	69	4 Phonics whale - dolphin (Workbook)	1. Listen, say and circle
25	2 Phonics food - book (Workbook)	1. Listen, say and circle	70	4 Phonics whale - dolphin (Workbook)	2. Listen and match
26	2 Phonics food - book (Workbook)	2. Listen and number	71	4 Phonics whale - dolphin (Workbook)	3. Listen, say and complete
27	2 A chant	Vocabulary	72	4 A chant	Vocabulary
28	2 A chant	1. Listen and match	73	4 A chant	1. Listen and match
29	2 Smart kids	Vocabulary	74	4 Smart kids	Vocabulary
30	2 Smart kids	1. Look and listen	75	4 Smart kids	1. Look and listen
31	2 Our world	Vocabulary	76	4 Our world	Vocabulary
32	2 Our world	1. Look and listen	77	4 Our world	1. Look and listen
33	2 Let's play	Vocabulary	78	4 Our world (Workbook)	1. Listen and number
34	2 Let's play	1. Look and listen	79	4 Let's play (Workbook)	1. Listen and match
35	2 Phonics computer - duck	1. Listen and say	80	4 Phonics playground - climb	1. Listen and say
36	2 Phonics computer - duck	2. Listen and chant	81	4 Phonics playground - climb	2. Listen and chant
37	2 Phonics computer - duck (Workbook)	1. Listen, say and circle	82	4 Phonics playground - climb (Workbook)	1. Listen, say and circle
38	2 Phonics computer - duck (Workbook)	2. Listen and number	83	4 Phonics playground - climb (Workbook)	2. Listen and match
39	2 Story time	1. Look and listen	84	4 Phonics playground - climb (Workbook)	3. Listen, say and complete
40	2 Project	1. Listen and read	85	4 Story time	1. Look and listen
41	2 Phonics revision	1. Listen and say	86	4 Project	3. Listen and read
42	2 Smart Time 2	1. Look and listen	87	4 Phonics revision	1. Listen and say
43	3 Phonics Plurals s /s/, s /z/, es /tz/	1. Listen and say	88	4 Smart Time 4	Vocabulary
44	3 Phonics Plurals s /s/, s /z/, es /tz/	2. Listen and chant	89	4 Smart Time 4	1. Look and listen
45	3 Phonics Plurals s /s/, s /z/, es /tz/ (Workbook)	1. Listen, say and circle			

Contents

Student's Book

Track list for Student's CD/CD-ROM

Hello	4	Phonics
1. Home and family	7	dates - white - rose teacher - bread
2. Friends	21	food - book computer - duck
3. Animals	35	Plurals cats - birds - dresses chimp - sheep
4. My town	49	whale - dolphin playground - climb
Picture Dictionary	62	
Grammar boxes	64	
Grade Five Objectives	71	

Workbook

Hello	74	Phonics
1. Home and family	78	dates - white - rose teacher - bread
2. Friends	90	food - book computer - duck
3. Animals	102	Plurals cats - birds - dresses chimp - sheep
4. My town	114	whale - dolphin playground - climb
Board game (modules 1-4)	124	
Cut-outs	126	



1 Look and listen.

Back to school ABCs

A B C D E F G

Get your book and come with me.

H I J K L M N

Take your pencil and your pen.

O P Q R S T U

Let's go learn something new.

V W X Y Z

Back to school we go again.

SCHOOL



2 Listen and repeat. Then, talk in pairs.

Hello! I'm
Reema.

Hello! My name's
Salim. This is Alex.

Hi! I'm...
What's your name?
Hello! My name's...

Hi! What's
your name?



Look!



child -



children



man -



men



woman -



women

3 Write the plural.

1. book

books

4. man

men

2. child

children

5. woman

women

3. dress

dresses

6. orange

oranges

4 Write a or an.



1. It's an apple.

3.



It's a bag.



2. It's a ruler.

4.



It's an umbrella.

5 Listen and circle.

a. 9

11

b.

30

50

c.

100

80

d. 18

8

e.

2

12

f.

20

17

6 Point. Ask and answer.

pen

bag

pencil

rubber

chair

Book

computer

ruler

What's that?

What colour is it?

Spell 'desk'.

It's a desk.

It's green.

D-E-S-K.

What is that?

What color is it?

Spell (pen).

أكمل الباقي على نفس الطريقة

It is a pen

It is red

P - e - n

1

Phonics

dates - white - rose

Lesson Link



www.iem.edu.sa

1 Listen and say. 

a



dates



cake

i



white



rice

o



rose



home

2 Listen and chant. 



Dave and Jerome

Dave and Jerome
are at home.

Look at Dave.
He has got a cake.
A big cake with dates.


Look at Jerome.
He has got a rose.
A white rose
on his nose!

Home and family

1



bedroom



kitchen



bathroom



living room

A chant

Lesson Link



www.ien.edu.sa

1 Listen and match. Then say. 

Where's my family?



Where's my father?

Where's my mother?

In the living room, in the living room

They are in the living room.

Where's my grandfather?

Where's my grandmother?

In the kitchen, in the kitchen

They are in the kitchen.

Where's my brother?

Where's my brother?

In the bathroom, in the bathroom

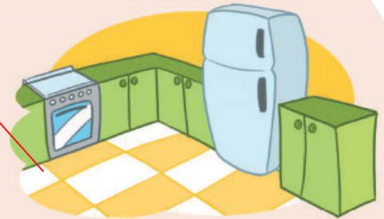
He is in the bathroom.

Where's my sister?

Where's my sister?

In the bedroom, in the bedroom

She is in the bedroom.



Look!

Where's my father?

He is **in** the living room.

Where's = Where is

1

Smart kids

عم / خال

ابن عم / ابن خال

صديق



uncle



aunt



cousin



baby



friend


1 Look and listen.



عمة / خالة

طفل

Hello! This is my friend, Alex.
Alex, this is my aunt, Fatima,
and my uncle, Saud.



Lesson Link

www.ien.edu.sa

Look!

Is she your mother?
 He isn't my father.
 She isn't my mother.

Yes, she is.
 No, she isn't.

isn't = is not

2 Listen and number (1-4).



a 3



b 1



c 4



d 2

3 Look, read and circle.



1. He isn't / She isn't my aunt.



2. I'm not / He isn't my uncle.



3. You aren't / It isn't my cousin.



4. It isn't / They aren't pens.

4 Ask and answer.

Is he your father?

Is he your brother?

No, he isn't. He's my uncle.

No, he is not He is my friend



1

Comic

Lesson Link



www.iem.edu.sa



jigsaw puzzle



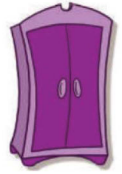
board game



computer game



garden



wardrobe

1 Look and listen.

Let's play

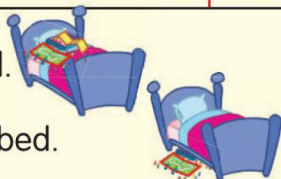


Look!

Where's the board game?

Where's = Where is It's = It is

It's **on** the bed.



It's **under** the bed.

It's **in** the wardrobe.



2 Listen and tick (✓).

1. 2.

a b a b

3. 4.

a b a b

3 Look, read and complete. under in on



1. The jigsaw puzzle is **on** the bed.
2. The board game is **in** the wardrobe.
3. The computer game is **under** the desk.

4 Look at activity 2. Ask and answer.

Where's the jigsaw puzzle?

Where is the doll?

Where is the board game?

Where is the computer game?

It's under the bed.

It is on the desk

It is in the wardrobe

It is under the desk

1

Let's play



bookcase



lamp



sofa



TV



window

Look!

Where are the dolls?

They're = They are

They're **next to** the sofa.



They're **between** the lamp and the computer.



Lesson Link



www.ien.edu.sa

1 Look and listen. Then play.

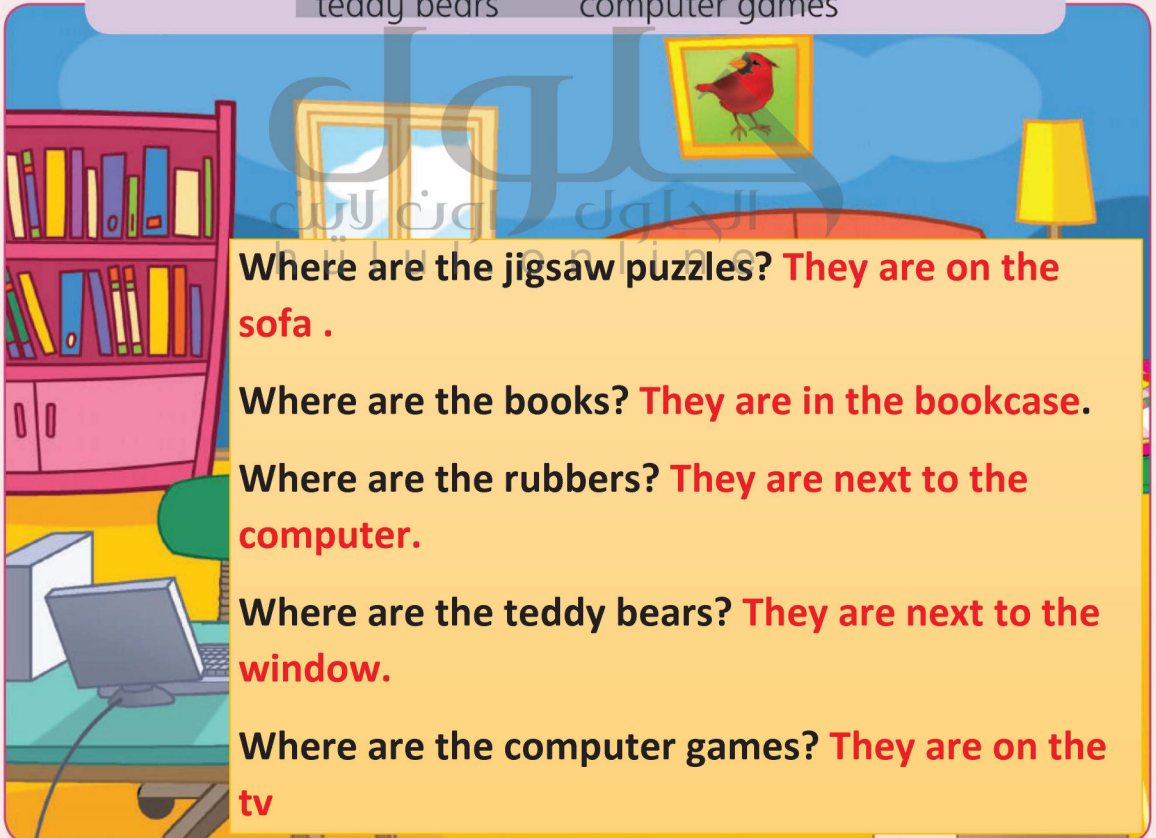


Where are the board games?



They're next to the lamp.

board games — jigsaw puzzles — books — rubbers
teddy bears — computer games



Where are the jigsaw puzzles? **They are on the sofa .**

Where are the books? **They are in the bookcase.**

Where are the rubbers? **They are next to the computer.**

Where are the teddy bears? **They are next to the window.**

Where are the computer games? **They are on the tv**

Phonics

teacher - bread

Lesson Link



www.ien.edu.sa

1 Listen and say. 


ea



teacher

eat

ea



bread

head

2 Listen and chant. 

My teacher

This is my teacher with
a hat on his head.
It is red. It is red.

This is my teacher with
bread in his bag.
The bag is black.
It is black.

Teacher, teacher
Read your book!
Teacher, teacher
Read your book!



1

Story time

Lesson Link





www.ien.edu.sa

1 Look and listen.

The jigsaw puzzle





2 Read and write T for True or F for False.

1. Picture 1: The jigsaw puzzle is next to the bed.
2. Picture 3: The girls are in the jigsaw puzzle.
3. Picture 4: A rabbit is with the girls.
4. Picture 5: The girl is at home.

f
t
f
t

Revision 1

Lesson Link



www.iem.edu.sa

1 Look and write.

grandfather ~~aunt~~ cousin grandmother uncle baby

1. aunt

2. **baby**

3. **Grand mother**

4. **cousin**

5. **uncle**

6. **Grand father**

2 Listen and number (1-4).

1.

2.

3.

4.

a **2**

b **4**

c **1**

d **3**

3 Look and write.

garden bedroom kitchen



1. Where's Ammar?
He's in the

16 **kitchen**



2. Where's Hasna?
She's in the

bedroom



3. Where's Aisha?
She's in the

garden



1 Listen and read.



My family

My name is Ali and this is my family. In this photo, my father, my mother, my brother and my sister are in the garden. My uncle, Karim, my aunt, Reema and my cousin, Saud, are in the garden, too.

Writing tip

We use **commas (,)**, and **and** to write a list of things in a sentence.
*This is my father, my mother, my brother **and** my sister.*



1

Phonics revision

1 Listen and say.

a - i - o



dates



cake



white



rice



rose



home

ea - ea



teacher



eat



bread



head

2 Listen and say. Then circle.



a i



i a




i ea



o ea



o ea



a o



ea o



o ea

smart Time 1

Lesson Link



www.iem.edu.sa

My favourite room

1 Look and listen.



Omar

This is my living room. It's my favourite room. The sofa is orange. The vase is on the table. The TV is big.

This is my bedroom. It's my favourite room. My books and my board games are in the bookcase. I have got teddy bears, cars and planes, too.



Bill



2 Read and write T for True or F for False.



1. The sofa is blue.
2. The vase is on the table.
3. The TV is big.

f

t

t



4. The books and the computer games are in the bookcase.
5. He has got cars and planes.

t

t

Phonics

food - book



1 Listen and say.



oo



oo



2 Listen and chant.



حلولة
 الحلولة اون لاين
 hulul.online

Look! Look!

Look! Look!
 Food in the room!
 Food in the room!
 Let's eat! Let's eat!

Oh, no! Oh, no!
 Food on my book.
 Food on my book!



Friends 2

50 fifty **51** fifty-one **52** fifty-two **53** fifty-three

54 fifty-four **55** fifty-five **56** fifty-six **57** fifty-seven **58** fifty-eight **59** fifty-nine

60 sixty **70** seventy **80** eighty **90** ninety **100** a hundred  bus - buses

A chant



1 Listen and match. Then say. 

Friends

I have got thirty buses.
You have got seventy buses.
Together we have got a hundred buses.
Buses, buses, buses
For all the boys and all the girls!

I have got fifty planes.
You have got forty planes.
Together we have got ninety planes.
Planes, planes, planes
To share with all our friends!



Look!



I have got a bus.



You have got a jigsaw puzzle.



We have got two planes.



You have got books.



They have got a board game.



parrot

سحلية



lizard



frog

ثعبان



snake



rabbit



bird

1 Look and listen.

ببغاء

ضفدع

أرنب

طائر

Have you got
a new pet?

Yes, I have.

هل حصلت على
حيوان أليف؟

نعم



1

Have you got
a pet lizard?

No. I haven't
got a pet lizard.

هل حصلت
على سحلية؟

لا لم أحصل



2

Have you got
a pet snake?

No, I haven't.

هل حصلت على
أفعى؟

لا



3

I have got a
pet rabbit!

لقد حصلت على أرنب

Oh, look! Her
rabbit is white.

أوه أنظري أرنبها
أبيض اللون



4

Look!

Have you got a frog? < Yes, I have.
No, I haven't.

haven't = have not

اختصرناها
بوضع
فاصلة
وحذف
الحرف ال



His parrot is green.



Her cat is brown.



Our fish is yellow.

2 Listen and match.

1. 2. 3. 4.

a. b. c. d.

3 Look, read and circle.

1. 1. My/Our parrot is red and green.

2. 2. Her/His frog is green.

3. 3. Your/Our lizard is brown.

4. 4. Her/Our fish is yellow.

5. 5. His/Her rabbit is white.

4 Ask and answer. Then write.

Have you got a parrot? هل تملك ببغاء؟

Yes, I have. نعم

Find some

- a parrot — Have you got a parrot? yes I have
- a cat — Have you got a cat? no I have not
- a fish — Have you got a fish? yes I have
- a rabbit — Have you got a rabbit? yes I have
- a bird — Have you got a bird? No I have not


ببغاء
قطعة
سمكة
أرنب
طائر

2

Our world

شعر ناعم

شعر قصير



curly hair

straight hair

long hair

short hair

1 Look and listen.

شعر مجعد

شعر طويل

Lesson Link



www.ien.edu.sa

My Friends



1

This is Jameel. He has got curly hair. His eyes are brown.

هذا جميل لديه شعر مجعد وعينان بنية اللون.



2

This is Henry. He hasn't got long hair. He has got short hair and green eyes.

هذا هنري لا يمتلك شعر طويل بل يملك شعر قصير.



3

This is Fatima. She has got long hair. Her eyes are brown.

هذه فاطمة تملك شعر طويل وعيون بنية اللون.



4



This is Mary. She hasn't got curly hair. She has got straight hair and blue eyes.

هذه ماري لا تمتلك شعر مجعد بل ملك شعر ناعم وعيون زرقاء.

Look!

He	has got	curly hair.	hasn't = has not
She	hasn't got		

2 Look at activity 1 and write.

	Jameel	Henry	Fatima	Mary
 hair	curly	Short	long	straight
 eyes	Brown	green	brown	blue

3 Listen and number (1-4).



a 1



b 4



c 2



d 3

هو ليس لديه شعر مجعد بل لديه شعر ناعم

4

He hasn't got curly hair. He has got straight hair.

He has got curly hair. he has not got straight hair **It is gameel.** He has not got short hair . he has got long hair .**It is fatima**

He has not got curly hair . he has got straight hair. **It is marry**



It's Henry!

إنه هنري

2

Let's play

وجه

face




teeth

أسنان

رقبة

neck

أذان كبيرة



big ears

أذان صغيرة



small ears

Has	he she it	got brown eyes?	Yes, No,	he she it	has/hasn't.
Have	they			they	have/haven't.



tooth



teeth



foot



feet

1

هل تملك شعر طويل

Has she got long hair?

Yes, she has.

نعم تملك



هل تملك أذان كبيرة

Has she got big ears?

Look!

No, she hasn't.

Yes.



استخدم القصاصات في الصفحة ١٢٧

2

Look and listen. Then play. Use the cut-outs on page 127.

Lesson Link



www.iem.edu.sa



Has he got a big mouth?

هل لديه فم كبير



نعم لديه

Yes, he has.



Phonics

computer - duck

Lesson Link




www.ien.edu.sa

1 Listen and say. 

u



u



2 Listen and chant. 



My duck

I have got a duck.
A cute, hungry duck.
Where's my duck?
Is it on the computer?

He has got a duck.
A cute, hungry duck.
Where's his duck?
It's under the jumper.




1 Look and listen.



Show and Tell





2 Read and circle.

- Picture 1: Has Ali got a pet?
- Picture 2: Has the cat got big ears?
- Picture 2: Has the cat got a long tail?
- Picture 4: Is the parrot yellow?

Yes, he has. / No, he hasn't.

Yes, it has. / No, it hasn't.

Yes, it has. / No, it hasn't.

Yes, it is. / No, it isn't.

Revision 2

Lesson Link



www.iem.edu.sa

1 Listen and match.

1. Ameen

2. Becky

3. Abdullah

4. Ann



a.



b.



c.



d.











2 Look at activity 1 and complete the sentences.

has got hasn't got have got haven't got

1. Ameen **Has got** curly hair. 5. Ameen and Abdullah
 2. Abdullah **Has got** black hair. **Have got** brown eyes.
 3. Ann **Has not got** green eyes. 6. Ann and Becky **Have not got**
 4. Becky **Has got** brown eyes. black hair.

3 Look and match. Then write.

lizard snake rabbit bird frog

1.  a.  It's a **bird**
2.  b.  It's a **rabbit**
3.  c.  It's a **snake**
4.  d.  It's a **lizard**
5.  e.  It's a **frog**



1 Listen and read.



Karim

My best friend

Hello. My name is Karim. This is my best friend, Saad. He's very tall and thin. He has got black hair. His eyes are brown. His favourite food is kabsa.



Saad

مرحباً اسمي هو كريم وهذا صديقي
المفضل سعد هو طويل جداً ونحيف ويملك
شعر أسود وعيونه بنية وطعامه المفضل هو
الكبسة



Kabsa

Writing tip

Adjectives go before nouns.

e.g. He has got **black** hair.

The intensifier **very** is used to modify adjectives.

e.g. He's **very tall**. My rabbit has got **very long**

نصائح للكتابة :

الصفات قبل الأسماء
تأتي

مثال : هو يملك شعر
طويل

very تستخدم للتعديل
الصفات

1 Listen and say. 

oo - oo



food



room


u - u



computer



cute



book



look




duck



jumper

2 Listen and say. Then circle. 

1.




oo u

2.

oo u

3.



oo u

4.

oo u

5.

oo u

6.

oo u

7.

oo u

8.

oo u



e-friends

1 Look and listen.



Karim KSA

Karim: Hello. I'm Karim. I'm 11 years old.

Mario: Hi! I'm Mario. I'm 12 years old. I've got curly hair. My eyes are blue.

Karim: I've got black hair and brown eyes. What's your favourite food?

Mario: Pasta. What's your favourite food?

Karim: Kabsa. It's meat with rice. What's your favourite toy?

Mario: My plane! It's big!

Karim: I've got a big plane, too!



Mario ITALY

2 Read and write T for True or F for False.

1. Karim is 12 years old.
2. Mario has got curly hair and blue eyes.
3. Karim has got green eyes.
4. Mario's favourite food is pasta.
5. Kabsa is meat with pasta.
6. Karim and Mario have got big planes.

- f**
- t**
- f**
- +**
- f**
- t**



1 Listen and say. 

S



S



es



2 Listen and chant. 





Funny animals

Cats with hats
Rabbits with carrots
Foxes with dresses
And hens with shoes.

Cats with hats
Rabbits with carrots
Foxes with dresses
And birds with balloons.

Animals 3




A chant



1 Listen and match. Then say.

Animals everywhere!



Look! A monkey!
Its tail is very long
Its legs are short
Its mouth is big
It isn't tall.



Look! Parrots!
Their tails are long
Their heads are small
Their wings are big
They aren't black.


Look! Camels!
Their humps are big.
Their necks are very long.
They aren't short.
Camels! Camels!



Look!



Its neck is very long.



Their tails are short.

2 Play.

Its tail is very long.



It's a monkey.



talk



swim



run



jump



fly

1 Look and listen.

يتحدث

يسبح

يركض

يقفز

يطير

Wow! A parrot! It's red,
yellow, green and blue.
Hello!



Can you talk?

هل تستطيع التحدث

Can you jump?

هل تستطيع القفز

Yes, I can.

نعم استطيع

Yes, I can.



Can you fly?

هل تستطيع الطيران

Yes, I can...
Achoo!

نعم استطيع

Salim!
It's you!

سليم هذا انت

Salim!
It's you!

Lesson Link



www.ien.edu.sa



climb a tree

Look!

Can you swim? $\left\{ \begin{array}{l} \text{Yes, I can.} \\ \text{No, I can't.} \end{array} \right.$

can't = cannot

I can swim.



I can't swim.



2 Listen and tick (✓).

1. a b

2. a b

3. a b

4. a b

ضع أنت طح إذا تستطيع وخطاً إذا كنت لا تستطيع

3 Write ✓ for 'I can' and ✗ for 'I can't.' Then ask and answer.

انت صديقك

You Your friend

يتحدث	talk	<input type="checkbox"/>	<input type="checkbox"/>
يسبح	swim	<input type="checkbox"/>	<input type="checkbox"/>
يركض	run	<input type="checkbox"/>	<input type="checkbox"/>
يقفز	jump	<input type="checkbox"/>	<input type="checkbox"/>
يطير	fly	<input type="checkbox"/>	<input type="checkbox"/>
يتسلق شجرة	climb a tree	<input type="checkbox"/>	<input type="checkbox"/>


Can you swim?

Yes, I can.





wolf



elephant



penguin



hippo



crocodile

1 Look and listen. 

Lesson Link



www.iem.edu.sa



Wild animals



1

This is an Arabian wolf. It's not very big. It has got a small head. It can run fast and swim, too.


هذا الثعلب العربي ليس جدا كبير ويملك راس صغير ويستطيع الجري بسرعة ويسبح ايضا



2

This is a hippo. It has got a big mouth, but it can't talk.

هذا فرس النهر هو يملك فم كبير لكن لا يستطيع التحدث



3

This is an elephant. It has got big ears. It can run, but it can't climb.

هذا فيل يملك اذان كبيرة يستطيع الجري لكن لا يستطيع التسلق



4


These are penguins. They have got small wings. They can jump, but they can't fly.

هؤلاء بطاريق يملكون اجنحة صغيرة و يستطيعون القفز ولكن لا يستطيعون الطيران

Look!

It can run.

It can't climb.







They can jump.

They can't fly.




can't = cannot

2 Look at activity 1 and complete.

	HAS GOT / HAVE GOT	CAN ✓ / CAN'T X
	Small	run fast ✓
	Big	Swim ✓
	Big	Talk X
	small	Run ✓
		Climb X
		Jump ✓
		fly X

3 Listen and number (1-5).



a 3



b 1



c 2



d 5



e 4

4 Ask and answer.

It has got small wings. It can jump, but it can't fly.

هو يملك أجنحة صغيرة يستطيع القفز ولكن لا يستطيع الطيران

It's a penguin!

إنه البطريق



3

Let's play

نمر

Lesson Link



www.ien.edu.sa

حمار وحشي



zebra

goat

أرى /
ينظر

see



sheep



tiger



horse



lion

1 Look at the picture. Then play.

خروف

حصان

أسد

ماعز

How many
elephants
can you see?I can see 3
elephants.كم عدد الفيلة التي
في الصورةأستطيع أن
أرى ٣

sheep

sheep



wolf



wolves



fish



fish



Phonics

chimp - sheep

Lesson Link



www.ien.edu.sa

1 Listen and say. 

ch



chimp



peach



chair

sh



sheep




fish



shirt

2 Listen and chant. 



The chimp and the sheep

Look at the chimp.
It has got peaches.
It is on the chair.

And peaches
are everywhere!

Look at the sheep.
They have got shirts.
They are on the chairs.
And shirts are everywhere!

Can lions run?

1 Look and listen.

أبي هل يستطيع
الجمال ان تسبح

Dad, can
camels swim?

No, they can't.
لا لا يستطيعون

I can swim!

أستطيع ان اسبح

Look at the
hippo, Mike. It's
big! It can swim.
It has got a big
mouth, too.

انظر الى فرس النهر مايك،
هو كبير وبإمكانه السباحة
ولديه فم كبير جداً

Lesson Link
www.iem.edu.sa

انظر يوجد حمار وحشي تحت
الشجرة

Look! There's a zebra
under the tree.

هل يستطيع التسلق

Can it climb?

لا، لا يستطيع لكن يمكنه
الجري

No, it can't,
but it can run.



2 Read and circle.

- Picture 1: Can hippos swim? **Yes, they can.** / **No, they can't.**
- Picture 2: Can a zebra climb a tree? **Yes, it can.** / **No, it can't.**
- Picture 3: Have lions got long tails? **Yes, they have.** / **No, they haven't.**
- Picture 4: Have lions got small mouths? **Yes, they have.** / **No, they haven't.**

Revision 3


Lesson Link



www.ien.edu.sa

1 Look and write.

penguin lion tiger camel zebra
monkey hippo elephant



2 Look at activity 1 and circle.

- Can lions run? Yes, they can. / No, they can't.
- Can penguins fly? Yes, they can. / No, they can't.
- Can elephants jump? Yes, they can. / No, they can't.
- Can hippos swim? Yes, they can. / No, they can't.
- Can camels talk? Yes, they can. / No, they can't.

3 Look, complete and answer. sheep wolves goats

28



- How many sheep can you see?

I can see 28 sheep

44

56



- How many wolves can you see?

I can see 56 wolves

99



- How many goats can you see?

I can see 99 goats



1 Listen and read.

My favourite animal



My favourite animal is the camel. It has got a small head, a long neck and long legs. Its ears are small. It has got a hump, too. It can run, but it can't swim.

حيواني المفضل هو الجمل، هو لديه رأس صغير رقبة طويلة وأرجل طويلة واذانه صغيرة هو لديه سنام ايضاً ويستطيع الركض لكن ليس بإمكانه السباحة

Writing tip

We use **and** to join similar ideas.

*It has got a long neck **and** long legs.*

We use **but** to join two opposite ideas.

*It can run, **but** it can't swim.*



Phonics revision

1 Listen and say. 

s - s - es




cats



rabbits



birds



hens



dresses



foxes

ch - sh



chimp



peach



chair



sheep



fish



shirt

2 Listen and say. Then circle. 

1.



s es

2.



s es

3.



s es

4.



ch sh

5.



ch sh

6.




ch sh



strong

Animals

1 Look and listen.



This is an Arabian Babbler. It is grey, brown and white. It has got a long tail, wings and strong legs. It can fly but it can't talk.

هذا هو طائر الثرثار العربي لونه لرمادي بني وأبيض لديه ذيل طويل وأجنحة وسيقان قوية يمكنه الطيران ولكن لا يتحدث



هذا هو الكنغر لديه سيقان طويلة وسيقان قصيرة ولديه ذيل طويل لا يستطيع الطيران ولكن يمكنه القفز والسباحة

This is a kangaroo. It has got two short legs and two long legs. It has got a long tail, too. It can't fly, but it can jump and swim, too!

2 Read and circle.

1. Has the Arabian Babbler got a long tail?
2. Can the Arabian Babbler fly?
3. Has the kangaroo got four long legs?
4. Has the kangaroo got a short tail?
5. Can the kangaroo jump?

Yes, it has. / **No, it hasn't.**

Yes, it can. / **No, it can't.**

Yes, it has. / **No, it hasn't.**

Yes, it has. / **No, it hasn't.**

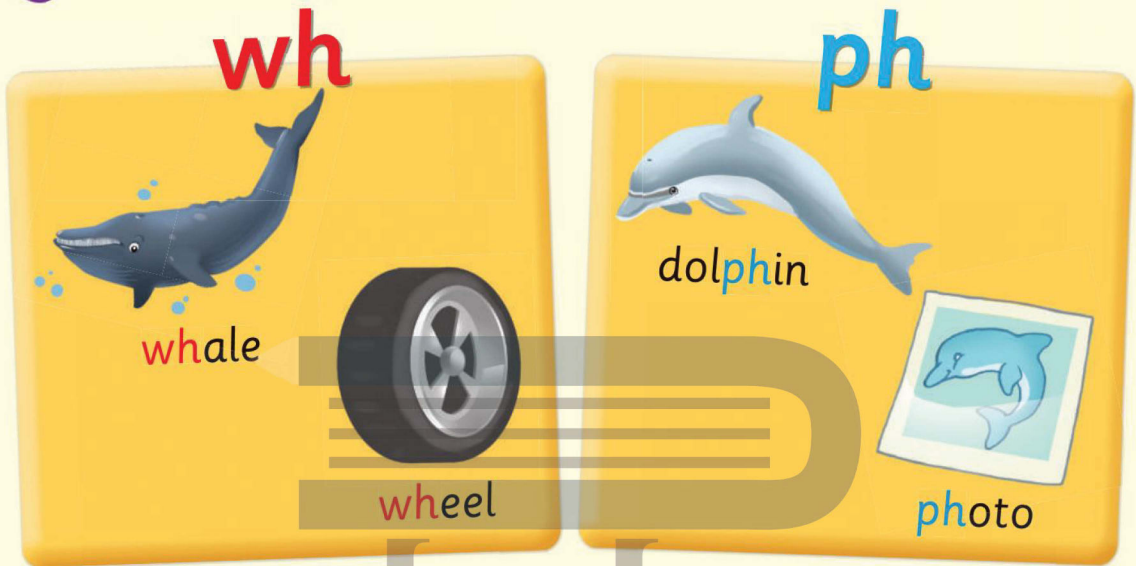
Yes, it can. / **No, it can't.**

Phonics

whale - dolphin



1 Listen and say. 



2 Listen and chant. 



The photo

Look at the photo

What is this?

A white whale on a wheel.

Look at the photo

What is this?

A white dolphin on a wheel.

And what's that? What's that?

Is it an elephant and a cat?

No, look! It's an elephant
with a big hat.

My town 4

A chant



library



toy shop



school



restaurant



park

Lesson Link



www.iem.edu.sa

1 Listen and match. Then say. 

This is my town

This is my town.
This is my town.
HI-HO-A-MERRY-O
This is my town!

There is a school.
There is a school.
HI-HO-A-MERRY-O
This is my town!

There is a park.
There is a park.
HI-HO-A-MERRY-O
This is my town!


There are two toy shops.
There are two toy shops.
HI-HO-A-MERRY-O
This is my town!

There are three restaurants.
There are three restaurants.
HI-HO-A-MERRY-O
This is my town!

Look! There is a library.
There are three restaurants.

4

Smart kids



جامع

mosque



supermarket



police station



playground

مركز الشرطة

حديقة

1 Look and listen.



متجر

Lesson Link



www.iem.edu.sa

Hi, Salim!
What's that?This is my town.
Come and see! There's
a mosque. Look!Is there a supermarket
in your town?مرحباً سليم ما
هذا؟هذه مدينتي هناك
مسجد تعال وانظر ،
انظر

هل هناك متجر في مدينتك

Yes, there is.

نعم يوجد



1



2

Is there a playground
in your town?Uh oh! Is there a hospital
in your town?Yes, there is.
Let's play!

أوه، هل يوجد مستشفى في مدينتك؟

لا، لا يوجد

هل هناك حديقة في مدينتك؟

نعم يوجد دعنا نلعب

No, there isn't.



3



4



hospital



farm

Look!

Is there a hospital in your town?
Yes, there is. / No, there isn't.

isn't = is not

2 Read, look at activity 1 and write.

Yes, there is. No, there isn't.

1. Is there a supermarket?

Yes there is

2. Is there a mosque?

Yes there is

3. Is there a hospital?

No there is not

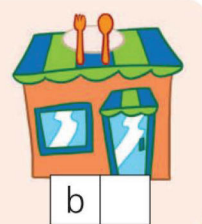
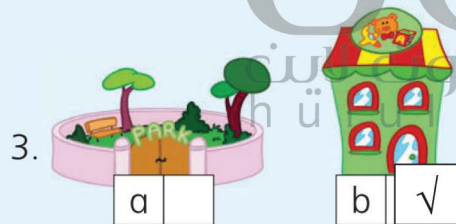
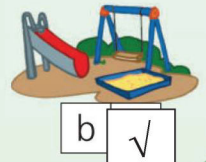
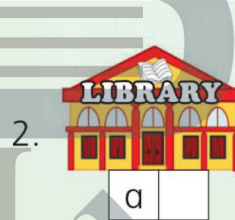
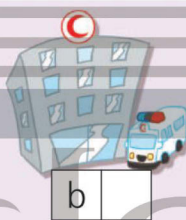
4. Is there a farm?

Yes there is

5. Is there a restaurant?

No there is not

3 Listen and tick (✓).



4 Play. Use the cut-outs on page 129.

استخدم القصاصات في الصفحة ١٢٩

Is there a supermarket
in your town?

هل هناك متجر في مدينتك؟

Yes, there is.

نعم يوجد



4

Our world



It's raining

شمس



sunny



cloudy

عاصف



windy



hot



cold

1 Look and listen

مطر

غائم

حار

بارد

What's the weather like in your city?

أنا راميرو انا
من مدينة
المكسيك الجو
هنا ممطر اليوم

I'm Ramiro.
I'm from Mexico City.
It's raining here today.

I'm Lee. I'm from
Seoul, Korea.
It's cold here today.

أنا لي انا من سيؤول في كوريا الجو
هنا بارد اليوم



2

I'm Hassan. I'm from
Rabat, Morocco.
It's cloudy and windy
here today.

أنا حسان من الرباط في
المغرب الجو مغيم وعاصف
اليوم هنا



3

I'm Ameer.
I'm from Riyadh, Saudi
Arabia. It's hot and
sunny here today.

أنا أمير من
الرياض في
المملكة
العربية
السعودية الجو
هنا حار
ومشمس اليوم



4





Lesson Link
www.iem.edu.sa



Look!



What's the weather like?
It's sunny.



What's = What is
It's = It is

2 Look at activity 1 and match.

1.  Riyadh 

2.  Rabat 

3.  Mexico City 

4.  Seoul 

استخدم القصاصات في الصفحة ١٣١

3 Play. Use the cut-outs on page 131.

إنه حار

What's the weather like in Riyadh?

كيف هو الطقس في الرياض


It's hot.

What is the weather like in rabat? **It is cloudy**
What is the weather like in seoul? **It is cold**
What is the weather like in mexico? **It is raining**

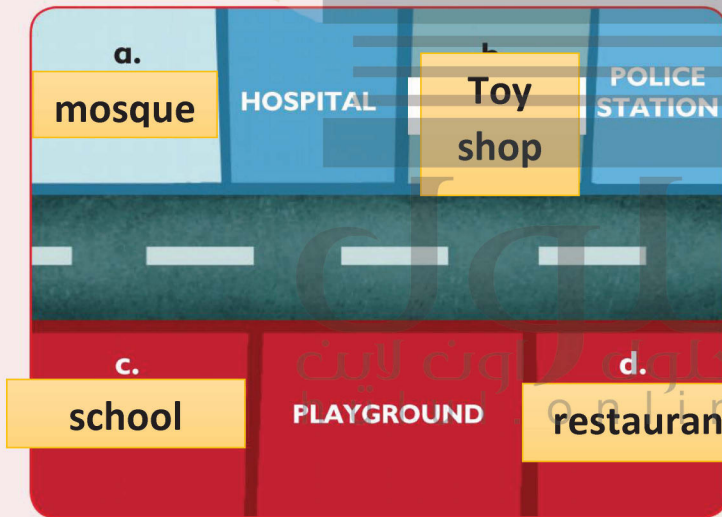


Where's the hospital?
 It's **next to** the mosque.
 It's **opposite** the police station.
 It's **between** the mosque and the school.

The mosque is next to the hospital.



1 Read the sentences and name the buildings.



- The toy shop is between the hospital and the police station.
 - The mosque is next to the hospital.
 - The restaurant is opposite the police station.
- The school is next to the playground and opposite the mosque.

2 Look and listen. Then play.

Where's the hospital?

إنه بين مركز الشرطة والمطعم

It's between the police station and the restaurant.

أين هو
المستشفى



Phonics

playground - climb

Lesson Link



www.ien.edu.sa

1 Listen and say. 

pl



playground



plane

cl



climb



clap

2 Listen and chant. 



At the playground

We are at the playground
Let's climb a tree!
Clap your hands.
You and me!

It is cloudy.
Look at the plane!
We are at the playground.
Hurray! Hurray!

4




Story time

1 Look and listen.  What's the **weather** like?





2 Read, look and write T for True or F for False.

- | | |
|---|---|
| 1. Picture 1:  It's sunny. t | 4. Picture 3: It's raining. f |
| 2. Picture 2:  It's raining. t | 5. Picture 4: Jack has got an umbrella. f |
| 3. Picture 2:  There's a playground next to his house. t | |

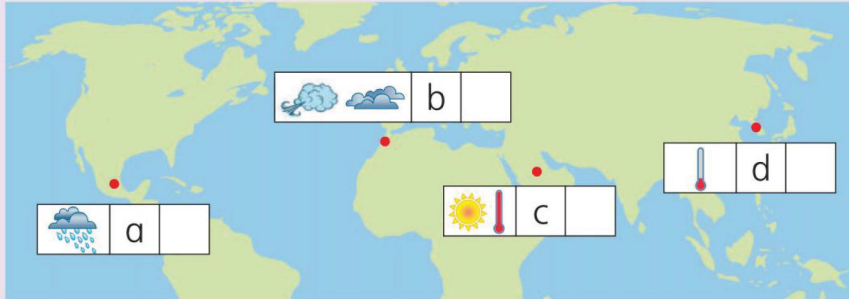
Revision 4

Lesson Link



www.iem.edu.sa

1 Listen and number (1-4).



2 Look and write. Where can you find them?

- toy shop
- hospital
- supermarket
- library
- park
- restaurant



3 Read and complete.

There is There are Is there Is there

Is there

a police station opposite the park?

There are

two restaurants in the town.

There is

a mosque next to the library.

Is there

a playground in the town?

Project 4

Lesson Link



www.ien.edu.sa

1 Make a town.



2 Ask and answer.

Where's the police station?

It's between the school and the hospital.

3 Listen and read.



My town

In my town, there's a mosque, a supermarket and a playground. The supermarket is opposite the playground. There are three restaurants, too.



Writing tip

Where is the hospital? **it is opposite the restaurant**

Where is the school? **it is next to the police station**

Where is the restaurant? **it is next to the play ground**

1 Listen and say. 

wh - ph




whale



wheel



dolphin



photo

pl - cl



playground



plane



climb



clap

2 Listen and say. Then circle. wh phwh phwh phwh phpl clpl clpl clpl cl

smart Time 4



roller coaster



ice rink



cartoon



hotel



rides

1 Look and listen.

Theme parks

Lesson Link




www.iem.edu.sa



The **Al-Shallal** Theme Park is in Jeddah. There is a big roller coaster, an ice rink and lots of rides. There are restaurants and shops, too.



Disneyland Theme Park is in Paris. There are lots of rides and animal cartoons for children. There are shops and restaurants, too. There are hotels next to the theme park.



2 Read and write T for True or F for False.

1. The Al-Shallal Theme Park is in Riyadh.
2. There is a roller coaster and an ice rink in the Al-Shallal Theme Park.
3. There are lots of rides in Disneyland theme park.
4. There are supermarkets next to Disneyland theme park.

<input type="checkbox"/>
<input type="checkbox"/>
<input type="checkbox"/>
<input type="checkbox"/>

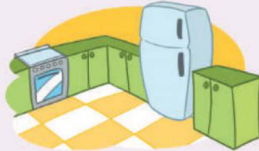


Picture Dictionary

Rooms



living room



kitchen



bedroom



bathroom

Family and friends



uncle aunt cousin baby friend



computer game



jigsaw puzzle



board game

Toys



bookcase



wardrobe



lamp



sofa



TV



window

House



frog



bird



duck



snake



rabbit



parrot



monkey



elephant



whale



penguin



hippo



crocodile



tiger



lion



zebra



camel



dolphin



sheep



wolf



horse



goat




chimp

Animals

Appearance



Actions




Weather



Food



Body



Places



Various



Grammar Boxes

Hello

Plurals		
-s	-es	-ies
bag - bags	dress - dresses	strawberry - strawberries
pen - pens	fox - foxes	

Irregular Plurals
man - men
woman - women
child - children

A-An

a + consonant sound

a pencil



a cat



an + vowel sound (a, e, i, o, u)

an orange



an umbrella



What's **this**?
It's a bag.



What's **that**?
It's a computer.



What's = What is
It's = It is

What are **these**?
They're apples.



What are **those**?
They're rubbers.



They're = They are

1 Home and family

Where's my grandfather?
He's in the living room.



Where's = Where is

The verb to be

Affirmative		Questions	Short answers
FULL FORMS	SHORT FORMS		
I am	I'm	Am I?	Yes, I am. / No, I'm not.
You are	You're	Are you?	Yes, you are. / No, you aren't.
He is	He's	Is he?	Yes, he is. / No, he isn't.
She is	She's	Is she?	Yes, she is. / No, she isn't.
It is	It's	Is it?	Yes, it is. / No, it isn't.
We are	We're	Are we?	Yes, we are. / No, we aren't.
You are	You're	Are you?	Yes, you are. / No, you aren't.
They are	They're	Are they?	Yes, they are. / No, they aren't.

Negative	
FULL FORMS	SHORT FORMS
I am not	I'm not
You are not	You aren't
He is not	He isn't
She is not	She isn't
It is not	It isn't
We are not	We aren't
You are not	You aren't
They are not	They aren't

Where's the doll?

It's **on** the bed.



It's **under** the bed.




It's **in** the wardrobe.



Where's the lamp?
It's **next to** the sofa.



Where's the TV?
It's **between** the bookcase and the sofa.



2 Friends

The verb to have

Affirmative		Questions	Short answers
FULL FORMS	SHORT FORMS		
I have got	I've got	Have I got?	Yes, I have. / No, I haven't.
You have got	You've got	Have you got?	Yes, you have. / No, you haven't.
He has got	He's got	Has he got?	Yes, he has. / No, he hasn't.
She has got	She's got	Has she got?	Yes, she has. / No, she hasn't.
It has got	It's got	Has it got?	Yes, it has. / No, it hasn't.
We have got	We've got	Have we got?	Yes, we have. / No, we haven't.
You have got	You've got	Have you got?	Yes, you have. / No, you haven't.
They have got	They've got	Have they got?	Yes, they have. / No, they haven't.

Negative		Irregular Plurals
FULL FORMS	SHORT FORMS	
I have not got	I haven't got	tooth - teeth
You have not got	You haven't got	foot - feet
He has not got	He hasn't got	
She has not got	She hasn't got	
It has not got	It hasn't got	
We have not got	We haven't got	
You have not got	You haven't got	
They have not got	They haven't got	

3 Animals

The verb can

Possessive Adjectives	Affirmative	Questions	Short answers
My	I can run.	Can I run?	Yes, I can. / No, I can't.
Your	You can run.	Can you run?	Yes, you can. / No, you can't.
His	He can run.	Can he run?	Yes, he can. / No, he can't.
Her	She can run.	Can she run?	Yes, she can. / No, she can't.
Its	It can run.	Can it run?	Yes, it can. / No, it can't.
Our	We can run.	Can we run?	Yes, we can. / No, we can't.
Your	You can run.	Can you run?	Yes, you can. / No, you can't.
Their	They can run.	Can they run?	Yes, they can. / No, they can't.

Negative	
FULL FORMS	SHORT FORMS
I cannot run.	I can't run.
You cannot run.	You can't run.
He cannot run.	He can't run.
She cannot run.	She can't run.
It cannot run.	It can't run.
We cannot run.	We can't run.
You cannot run.	You can't run.
They cannot run.	They can't run.

Can you swim?

Yes, I can.
No, I can't.

can't = cannot

It can jump.

It can't fly.



Irregular Plurals

sheep - sheep

wolf - wolves

fish - fish

How many birds can you see?

I can see two birds.



One bird.



Two birds.



4 My town

There is a mosque in my town.



There's = There is

There are two hospitals in my town.



Is there a zoo in your town?

Yes, there is.

No, there isn't.



What's the weather like?

It's windy and cold.

What's = What is

It's = It is


Where's the library?

It's next to the mosque.

It's opposite the supermarket.

It's between the mosque and the toy shop.

The mosque is next to the library.



الحد الأدنى	By the end of grade five students will be able to:	Session الفترة				الرمز Code
		الأولى 1st	الثانية 2nd	الثالثة 3rd	الرابعة 4th	
X	Recognise short and long vowels: (a, /eɪ/ as in "dates", i, /aɪ/ as in "rice", o, /əʊ/ as in "rose", ea, /i:/ as in "teacher", ea, /e/ as in "bread", oo, /u:/ as in "food", oo, /ʊ/ as in "book", u, /ju:/ as in "computer", u, /ʌ/ as in "duck").	√				1/7/5
X	Recognise and differentiate between the endings of plural nouns (/s/ as in "cats", /z/ as in "birds", /ɪz/ as in "dresses").		√			2/7/5
X	Recognise and produce some English digraphs (ch, /tʃ/ as in "chair", sh, /ʃ/ as in "sheep", ph, /f/ as in "photo", wh, /w/ as in "white").		√			3/7/5
X	Recognise and produce some consonant blends (pl, /pɪ/ as in "plane", cl, /kɪ/ as in "clap").		√			4/7/5
X	Recognise and produce some English consonant blends (cr, /kr/ as in "crisps", gr, /gr/ as in "green", fr, /fr/ as in "friend", pr, /pr/ as in "prince" (1), bl, /bl/ as in "black", gl, /gl/ as in glass, fl, /fl/ as in "fly", sl, /sl/ as in "sleep") (2).			√ (1)	√ (2)	5/7/5
X	Recognise and produce some English consonant blends (br, /br/ as in "brown", dr, /dr/ as in "dress", tr, /tr/ as in "tree", st, /st/ as in "star" (1), sp, /sp/ as in "spoon", sn, /sn/ as in "snake", sm, /sm/ as in "small", sw, /sw/ as in "swim") (2).			√ (1)	√ (2)	6/7/5
X	Ask questions using <i>What, Who, Where</i> .	√				7/7/5
	Identify irregular plural nouns.	√	√			8/7/5
	Use the intensifier <i>very</i> .	√				9/7/5
X	Introduce people to each other, e.g. <i>This is Abdullah</i> .	√				10/7/5
X	Identify and talk about people using the verb <i>to be</i> .	√				11/7/5
X	Identify and talk about toys, games and classroom objects.	√				12/7/5
X	Identify and talk about rooms/items in a house.	√				13/7/5
X	Describe location using prepositions of place (<i>in, on, under, next to, between</i>).	√				14/7/5
X	Describe physical appearance.	√				15/7/5
X	Express possession using the verb <i>to have</i> and <i>my/your/his/her/our</i> .	√				16/7/5
	Describe animals using possessive adjectives (<i>its, their</i>).		√			17/7/5
X	Talk about ability (<i>can/can't</i>).		√			18/7/5
	Ask about number using <i>How many ...?</i>		√			19/7/5
	Identify and talk about places in a town and their location using <i>there is, there are</i> and <i>next to, opposite, between</i> .		√			20/7/5
X	Talk about the weather.		√			21/7/5
X	Talk about likes and dislikes.			√		22/7/5
	Talk about food using <i>want</i> and describe different kinds of food and drink using adjectives (e.g. <i>hot/cold/sweet/sour/salty</i>).			√		23/7/5
X	Make suggestions using <i>Let's</i> .			√		24/7/5
X	Ask about and tell the time (<i>o'clock</i> only).			√		25/7/5
	Identify and talk about the days of the week, months and seasons.			√		26/7/5
X	Ask and respond to simple sentences about everyday activities in the Present Simple tense using the first and second person singular.			√	√	27/7/5
X	Greet someone politely at different times of the day, e.g. <i>Good morning/afternoon/evening. Say Goodbye/Good night</i> .			√		28/7/5
X	Identify and talk about different times of the day (morning, afternoon, evening, night).			√		29/7/5
X	Identify prepositions of time (<i>in, on, at</i>).			√	√	30/7/5
	Ask about activities happening at the moment of speaking using the Present Progressive (Affirmative, Negative, Interrogative and short answers).				√	31/7/5
X	Identify occupations and talk about what someone does using the Present Simple (Affirmative, Negative, Interrogative and short answers).				√	32/7/5
	Ask and answer about possession using the Possessive Case and <i>whose</i> .				√	33/7/5
	Identify and talk about clothes.				√	34/7/5
X	Follow a short simple text while listening to the audio recording.	√	√	√	√	35/7/5

الحد الأدنى	By the end of grade five students will be able to:	الفترة Session				الرمز Code	
		الأولى 1 st	الثانية 2 nd	الثالثة 3 rd	الرابعة 4 th		
x	Reading	Read and count cardinal numbers to 100.	√				36/7/5
		Read and count ordinal numbers from 1 st to 10 th .			√		37/7/5
	Read and comprehend simple sentences.	√	√	√	√	38/7/5	
	Read simple short illustrated stories.	√	√	√	√	39/7/5	
x	Writing	Spell accurately a small number of high frequency words.	√				40/7/5
		Write short simple words/phrases to complete a paragraph.	√	√			41/7/5
		Write short simple sentences to convey basic personal information.			√	√	42/7/5
		Apply basic rules of punctuation (e.g. use capital letters, full stops, commas, question marks).			√		43/7/5
		Write short answers to written questions.	√	√	√	√	44/7/5
		Use the definite and indefinite article (a/an, the).		√			45/7/5
		Refer to people and things using demonstratives (this/that/these/those).	√				46/7/5
		Link ideas with commas and <i>and</i> .	√				47/7/5
		Link ideas with <i>but</i> .		√			48/7/5
		Link ideas with <i>or</i> .			√		49/7/5



 الحلول
 الحلول اون لاين
 hülul.online