

تم تحميل الملف
من موقع **حلول**



hulul.online

حلول الكتب - اختبارات الكترونية • مراجعات وتدريبات
والمزيد من الملفات التعليمية للمناهج السعودية

المملكة العربية السعودية
Kingdom of Saudi Arabia

VISION
2030
Saudi Vision 2030
مؤسسة رؤية 2030

وزارة التعليم
Ministry of Education

Student's Book and Workbook
كتاب الطالب والتمارين

Get Ready

Elementary Stage
Fourth Elementary Grade
First Semester

المرحلة الابتدائية
الصف الرابع الابتدائي
الفصل الدراسي الأول

1

طبعة ١٤٤٠ / ١٤٤١ هـ 2019 / 2020 Edition

Rubric Glossary



Because of their importance in the learning experience, these rubric words have been translated into Arabic for the use of pupils and parents.

Answer	اجب		
Ask	اسأل	Stand up	
Check	افحص		
Circle	ضع دائرة حول		
Colour	توزن		
Complete	أكمل		Sit down
Copy	انسخ	Open your books	
Count	عد		
Cover	غط		Listen
Do	نفذ - افعل		
Draw	ارسم	Look	
Find	جد		Find
Join	الحق / يُلحق		
Listen	استمع		
Look	انظر	Say	
Match	طابق / صل		Write
Read	اقرأ		
Say	قل	Quiet	
Trace	تتبع		
Write	اكتب		

Contents

Student's Book Units		Page	Workbook Units		Page
Welcome Unit		4			
1	Hello	6	1	Hello	59
2	My family	10	2	My family	62
Revision 1		14	Revision 1		65
Saudi Stars 1		16			
3	My room	18	3	My room	67
4	My classroom	22	4	My classroom	70
Revision 2		26	Revision 2		73
Saudi Stars 2		28			
Progress check 1		30			
5	Animals	32	5	Animals	75
6	Zoo	36	6	Zoo	78
Revision 3		40	Revision 3		81
Saudi Stars 3		42			
7	My toys	44	7	My toys	83
8	My clothes	48	8	My clothes	86
Revision 4		52	Revision 4		89
Saudi Stars 4		54			
Progress check 2		56			

Welcome

Listen and say.  



Ali



Sarah



Ismail



Siti



write



draw



read



trace



count



think



find




colour



1 Hello



Lesson 1

- 1 Listen and find. Listen and say.  



- 2 Listen and find. Listen and say.  



Red



yellow




blue

3 Listen and find.



Word box

red blue yellow
car girl boy



2
hi

1
hello

3
red car


4
blue car

5
yellow car

4 Listen and find. Listen



Lesson 2

1a Listen and find. 

2- blue girl



6- yellow car



1- red car



5- red girl



4- blue car



7- yellow girl



3- yellow boy

1b Say. 


A red car.

A yellow boy.



Saudi Values

Say hello.
Hello! My ...
What's ...?

2 Trace and say. 



كارتون كراي




كارتون كراي




كارتون كراي



3 Listen and say. 

a, b, c, d, e, f

4 Listen and say. Listen and tick. 

Grammar Focus

What's this?

A car.

Is she a girl?

Yes.

3



2




1



2 My family

Lesson 1

1 Listen and find. Listen and say.  





Listen!

Thank you!

You will hear your teacher say this in your English lessons. Do you know what it means?

You could say it too!

- 1-father
- 2-mother
- 3-brother
- 4-sister
- 5-family

2 Listen and find. Listen and say.  

1











2




3



- 3 Listen and find. Listen and count.         1 2 3

Word box

mother father sister brother one two three ball





- 4 Listen and find. Listen and say.  



1 2 3

Lesson 2

1 Listen and say.  

1 yellow. Who's this?






Saudi Values

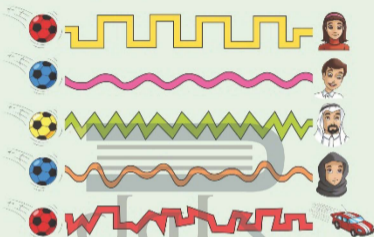
Who's in your family?

			
1			
2			
3			

- 1-sister
- 2-brother
- 3-father
- 4-mother
- 5-father
- 6-father
- 7-brother
- 8-sister
- 9-mother

2 Trace and say.  

3 Trace and say. 



4 Listen and say. 
g, h, i, j, k, l

Grammar Focus

Who's this?

My father.

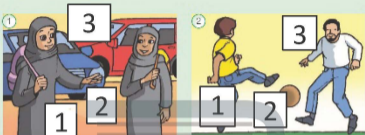
5 Listen and say. Listen and tick. 



Revision 1



1 Listen and number.






2 Look, complete and say.



1			
2			
3			

2 red ...

- 3 Look, listen and say Yes or No. Circle Yes or No.   






1 Yes No


2 Yes No

3 Yes No



4 Yes No

5 Yes No

- 4 Listen and say about you.   

- 5 Draw a picture. 



- 6 Listen, repeat and say.  

- 3 **Listening; speaking:** women speak to a
 4 **Spelling:** students talk about themselves
 5 **Speaking:** students talk about themselves
 6 **Literacy:** women talk names and students write

SAUDI STARS 1




1 Who is it?



2a Listen and chant.



2b Say your own chant.

3 Listen and match. 



May

Khalid

Andy

Maria

1

2

4

3



4 Project: Ask and answer. 



3 My room



Lesson 1

1 Listen and find. Listen and say.  

chair



2



table

3



door

4



bed

5



window

2 Listen and find. Listen and say.  

4













5





6




- 3 Listen and find. Listen and count.          4 5 6



- 4 Listen and say.  

Word box

chair	orange
table	green
door	purple
window	four
bed	five
train	six

- 5 Listen and find. Listen and say.  

1 2 3 4 5 6

Lesson 2

- 1 Listen. Ask and answer.

What's this?

It's a door.




- 2 Trace and say.




Saudi Values

What is in your room?



3 Trace and say. 



4 Listen and say. 
m, n, o, p, q, r, s

5 Listen and number. Listen and say. 

1



3



5



4



2



Grammar Focus

What's this?

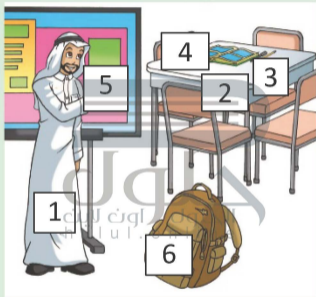
It's a door.



4 My classroom



Lesson 1

1 Listen and find. Listen and say.  



2 Listen and find. Listen and say.  


7

8

9

10

3a Listen and find. Listen and count.



4- white tables
7- black pens
6- yellow pencils
10- green books
6- brown bags
one 7
one 8
two 9

3b Listen and say.

4 Listen and find. Listen and say.



Word box

table	bag	ten
pen	seven	white
pencil	eight	black
book	nine	brown

1 2 3 4 5 6 7 8 9 10

Lesson 2



1 Listen and join.  





Saudi Values

Keep your classroom tidy.

4
3
2
6
5
1

3
2
1
5
6

hülur.online


2 Trace and say.  

7 7 7 7 7 7 7

8 8 8 8 8 8 8 8

9 9 9 9 9 9 9 9 9

10 10 10 10 10 10 10 10 10 10

3 Trace and say. 

4

6

8

10



4 Listen and say. 
t, u, v, w, x, y, z

5 Listen and number. Listen and say. 

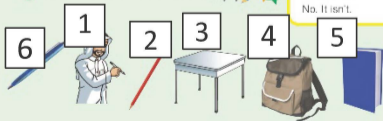
Grammar Focus

Is it a table?

Yes. It is.


Is it brown?

No. It isn't.



Revision 2

1 Listen and find. Listen and say. 🎧 🗨️



Answers:

Red pen

yellow bag

blue car

orange pencil



green car

window


brown car

black table



purple chair

2 Listen and count. Listen and write.  



3 Say what's in your bag. 



4 Listen and say.  

- 2 Listening; writing: noise colours and numbers
- 3 Listening; speaking: ask and answer short yes/no questions
- 4 Listening; speaking: noise letters names and words

SAUDI STARS 2

SAUDI STAR



SAUDI STAR

1 Say the words. Then listen and check.

1

6

+



=

6 orange tables

2

10

+



=

10 green bags

3

5

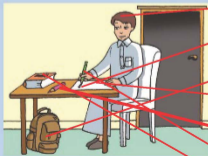
+



=

5 black door

2 Listen and find. Listen and say.



1- red

2- black

3- brown


4- white


5- purple

6- green

7-



4 Listen and look. 



5 Project: Tell your partner about your room. 



Progress check 1

1 Write the missing numbers. 

Example



2 Listen and tick ✓. 

5

Example



6

3 How many? Count and write. 



Example

	1		3		4
	1		3		1
	1		1		1
	1		1		

10

4 Listen and answer. 



blue


three

5



25

5 Animals

Lesson 1

- 1 Listen and find. Listen and say.  



- 2 Listen, read and say.  



Look!








Vowels can have a short sound or a long sound:


Short sounds



cat red big orange
Mum

Long sounds

car green I door
purple

3 Listen and find. Listen and count.        a c






4 Listen and say.  

Word box

goat	cat
chicken	rabbit
horse	dog

Lesson 2



1 Listen and read. Listen and match.   

chicken

dog


cat

horse

goat

rabbit





2 Cover and say. 



6 Zoo



Lesson 1

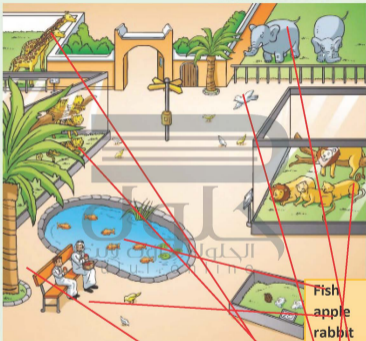
1 Listen and find. Listen and say.  



2 Listen, read and say.  



3 Listen and find. Listen and count.



4 Listen and find. Listen and answer.



Word

giraffe

elephant

tiger

Fish

apple

rabbit

lion

bird

elephant

tiger

giraffe



orange

3 **Listening:** recognise animal vocabulary

4 **Listening, speaking:** ask and answer questions with *What are they?*

Lesson 2



- 1 Listen and read. Listen and match.   

giraffe



lion



bird




fish



tiger



- 2 Cover and say. 





Saudi Values

Where can you see these animals?

Revision 3



1 Read, circle and say.  




It's a horse.



horse giraffe lion chicken cat monkey



tiger bird rabbit elephant goat fish

2 Listen and find. Listen and say.  



3 Read and say.

Two chickens plus five chickens equals seven chickens.



4 Ask, match and answer.

What are they?

They're chickens.



5 Trace and say.



a



c



e




o

SAUDI STARS 3



1 How many animals can you find in 1 minute?



10



5



6



3



7






9



10


2 Listen and chant. We love the zoo!



3 Listen, match and say.   



4 **Project:** Draw your favourite animal. Can you write the name?
Show the class.  





7 My toys



Lesson 1

1 Listen and find. Listen and say.  



2 Listen, read and say.  



3 Listen and find. Listen and count.



Word box

doll

boat

train

yo-yo

aeroplane

car

robot

computer game



4 Listen and find. Listen and answer.






3 **Listening:** recognise toys and transport vocabulary

4 **Listening, speaking:** ask and answer questions with 'What's your favourite...?'

Lesson 2



- 1 Listen and read. Listen and draw.   



- 1 car 3 trains 4 robots 2 boats 3 aeroplanes 5 balls 2 yo-yos

- 2 Circle and say.

doll




goat



quiet



Keep your room tidy.

3 Trace and say. 



d

d d d d d d d d d d




g

g g g g g g g g g g



q

q q q q q q q q q q

4 Listen and number.
Listen and say. 

Grammar Focus

What's your favourite toy?

My favourite toy is a ...



doll



yo-yo



robot



aeroplane



car



train



boat



ball





computer game



8 My clothes



Lesson 1

1 Listen and find. Listen and say.  



2 Listen, read and say.  



3 Listen and find. Listen and say.



4 Listen and do.



Blue T-shirt
 yellow T-shirt
 brown shoes
 black trouser
 green cap
 phone

3 **Listening; speaking:** recognise & echo vocabulary

4 **Listening:** respond to instructions. Put on your

Lesson 2



- 1a Listen and read. Listen and match.



a green shirt

a brown cap

a thobe

a red T-shirt

a shmagh

blue trousers

black shoes



- 1b Cover and say.

- 2 Circle and say.





lion


ink






tiger



3 Trace and say.  



4 Listen and number. Listen and say.   

1



shoes

4



T-shirt

3



thobe

2



cap

6



trousers

5



shmagh

Grammar Focus



Put on your shirt.


Revision 4




1 Listen and find. Listen and say.  



2 Listen and answer.  

3 Listen and look. Listen and answer.  

4 Write and say. 



a



g



c



q



e



i



o




l



d



t

5 Listen and number. Listen and say. 

3



7



2



5



1



4



6



8



SAUDI STARS 4



1 Ask and answer.



animals



toys



clothes

What's your favourite toy?

D purple.

A boat?



Yes.

	d	g	q	i	l	t



2 Listen and chant. Act it out. 🎧



3 Listen and read. 🎧





Progress check 2

1 Listen and circle.   Example

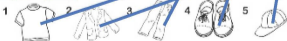


5

2 Listen and match.  



Example



5

3 Write the letters.

Example



s q i l t a c e o d

c

1



2



3



4



5



G

d

e

c

t

6



7



8



9



10



S

i

l

a

o

Listen and answer.

1



2



3



4



5



5

25