

تم تحميل الملف
من موقع طول



حلول
الطول اون لاين

hulul.online

طول الكتب - اختبارات الكترونية • مراجعات وتدريبات
والمزيد من الملفات التعليمية للمناهج السعودية

المملكة العربية السعودية
Kingdom of Saudi Arabia



Student's Book and Workbook
كتاب الطالب والتمارين

Get Ready

Elementary Stage
Sixth Elementary Grade
First Semester

المرحلة الابتدائية
الصف السادس الابتدائي
الفصل الدراسي الأول

5

طبعة ١٤٤٠ / ١٤٤١ هـ 2019 / 2020 Edition

Rubric Glossary

Because of their importance in the learning experience, these rubric words have been translated into Arabic for the use of pupils and parents.

Answer	أجب		
Ask	اسأل		
Check	افحص		
Circle	ضع دائرة حول		
Colour	لوّن		
Complete	أكمل		
Copy	انسخ		
Count	عدّ		
Cover	غط		
Do	نفذ - افعل		
Draw	ارسم		
Find	جد		
Join	ألحق/ بلّح		
Listen	استمع		
Look	انظر		
Match	طابق/ صل		
Read	اقرأ		
Say	قل		
Trace	تتبع		
Write	اكتب		
		Stand up	Sit down
		Open your books	Listen
		Look	Find
		Say	Write
		Quiet	

Contents

Student's Book Units	Page	Workbook Units	Page
Welcome	4	1 Welcome back	59
1 Welcome back	6	2 New friends	62
2 New friends	10	Revision 1	65
Revision 1	14	3 My day	67
Saudi Stars 1	16	4 Breakfast	70
3 My day	18	Revision 2	73
4 Breakfast	22	5 Games	75
Revision 2	26	6 The Gower's home	78
Saudi Stars 2	28	Revision 3	81
Progress Check 1	30	7 Sports day	83
5 Games	32	8 At a restaurant	86
6 The Gower's home	36	Revision 4	
Revision 3	40		
Saudi Stars 3	42		
7 Sports day	44		
8 At a restaurant	48		
Revision 4	52		
Saudi Stars 4	54		
Progress check 2	56		

Welcome

1 Look at page 4. Listen and find. 🎧



Peter

I'm Tom's dad.
I'm an engineer.



Mary

I'm Tom's mum.
I'm a teacher.
I work in a school.



Ali

Welcome back!



Tom

Hi! I'm Tom
and this is my family.



Tony

I'm Tom's uncle.
I'm a policeman.



Jenny

I'm Tom's aunt.
I'm a doctor.
I work in a hospital.

2 Look at page 5. Listen and find. 🎧

Who is that?

Helen

Sarah

That's my aunt, Maha. She lives in Jeddah.

Maha

Fatimah

Wafa



1 Welcome back

Lesson 1

1 Listen and find.



Welcome back to class! Today we are having an International Day.

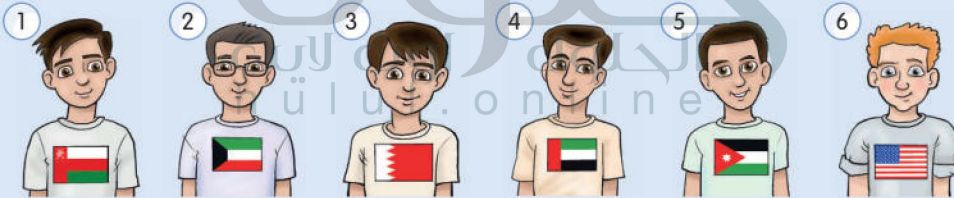


I come from Britain. I'm British. What's your nationality?



I'm Saudi Arabian.

2 Look, listen and say.




3 Read and match.

- | | |
|----------------|-----------------|
| 1 Saudi Arabia | a Emirati |
| 2 Britain | b American |
| 3 Kuwait | c British |
| 4 America | d Saudi Arabian |
| 5 Oman | e Omani |
| 6 Emirates | f Kuwaiti |

Look!

Remember to use capital letters, full stops and question marks in the correct places.



4 Listen and match.



1 Mona 2 Rabia 3 Aala 4 Nayla 5 Hind 6 Wafa

- a Yemeni b Omani c Kuwaiti d Bahraini e Emirati f Saudi

5 Read and write.




- 1 Helen is from Britain. She is British.
 2 Sarah Is from Saudi Arabia She Saudi Arabian
 3 Reem Is from Jordan she is Jordanian
 4 Alia Is America She is American

Alia Is America She is American ase bank
 I come from Saudi Arabia.
 I'm Saudi Arabian.

4 **Listening:** understand specific information in short simple texts
 5 **Reading; writing:** understand and complete a written text at sentence level

Lesson 2

1 Listen and match.

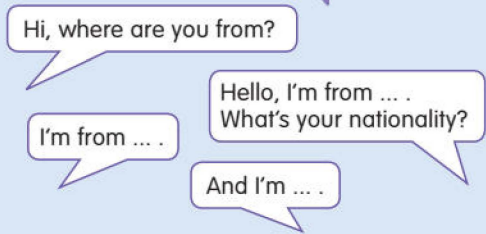


2 Listen and tick ✓.



	Yemen	Jordan	Oman	Saudi Arabia
Rabia	<input checked="" type="checkbox"/>			
Nayla				<input checked="" type="checkbox"/>
Reem		<input checked="" type="checkbox"/>		
Aala			<input checked="" type="checkbox"/>	

3 Ask and answer.



Grammar Focus

Verb: be

I'm Ali. I **am** from Saudi Arabia. I **am** Saudi Arabian.
 Helen **is** from Britain. She **is** British.
 Helen and Tom **are** from Britain. They **are** British.

- 1 Listening:** understand the main idea and basic information in short dialogues
2 Listening: understand the main idea in dialogues about nationalities
3 Speaking: use formulaic language to ask and answer simple questions

4 Listen and number. Read and say.   

Good morning Ali!
How are you?



Hi Tom. I'm
fine thanks.




6

You can go shopping in Bahraini markets.




1

You can see big boats in Omani ports.



3

You can see beautiful Kuwaiti mosques.



4

You can visit interesting Saudi museums.



5

You can camp on British beaches.



2

You can take photos of American mountains.

5 Ask and answer. 

Where can I go on holiday?

You can go to

What can I do there?

You can ...

Saudi Values

What can you do in Saudi Arabia?

Phonics ABC

6a Look, listen and say.  

	
a/ar	ee/ea

6b Listen and circle the sound.  

1 Emirati	2 cheese
	
a/ar ee/ea	a/ar ee/ea
3 father	4 teacher
	
a/ar ee/ea	a/ar ee/ea

4 **Listening; speaking:** associate verbal with visual information.
 5 **Listening; speaking:** ask and answer questions about familiar topics
 6a - b **Phonics:** recognise and produce the sound(s) /i:/, /a:/ and the corresponding spelling (s) 'a/ar', 'ee/ea'



2 New friends

Lesson 1

1 Listen and find.



2 Listen, read and

Dark brown

Who's the boy with the _____ hair?

best


That's Saif. He's my _____ friend.

Who's the boy with _____ black hair?

curly

That is Zaki.










3 Listen, read and match.



- 1 He has short blonde hair.
- 2 He has dark brown hair.
- 3 He has curly black hair.

C
B
a

4 Listen and find. 5 Read, match and say.  

 a 4	 b 9	 c 1	1 freckles
 d 7	 e 3	 f 5	2 blonde hair
 g 2	 h 6	 i 8	3 green eyes
			4 blue eyes
			5 glasses
			6 brown eyes
			7 curly hair
			8 dark hair
			9 long hair

Phrase bank
 I have short hair.
 I have brown eyes.

- 4 **Listening:** understand the main idea in a short dialogue
 5 **Reading; speaking:** produce simple language describing people



Lesson 2

1 Listen and write.

Alex Mike Tim



Name: **Tim**



Name: **Alix**



Name: **mike**

2 Read, write and say.



Hi, my name's _____.

I'm from _____. I'm

_____ years old.

I have _____ hair and

_____ eyes.



Saudi Values

What's your friend's name?
Where is your friend from?
What does your friend look like?

3a Read and complete.

She **has** long hair.



She has green **eyes**.

He **is** one metre fifty.



He **is** tall.

He has curly **hair**.

3b Read and say.

What colour hair does Zaki have?



He has ...

What colour are Amy's eyes?



Grammar Focus

Adjectives



He is **tall**. He has **black** hair. She has **green** eyes.

Phonics ABC

4 Look, listen and say.



u



i / i_e

5 Listen and say the word.

6 Listen and circle the sound.

1 museum



i u

2 computer



i u

3 ice-cream



i u

4 rice



i u

7 Read and say.

Nine computers and a nice ice-cream!

3a Reading; writing: understand and spell high frequency words to complete a written text at sentence level

3b Reading; speaking: produce simple sentences to describe people

4-7 Phonics: recognise and produce the sound(s) /u:/, /aɪ/ and the corresponding spellings 'u', 'i'

Revision 1

Lesson Link



www.ien.edu.sa

Where do you come from?

What's your nationality?

1 Read and write. Look and match.

Oman Britain Yemen Saudi Arabia Kuwait

kuwaiti

Omani

Yemeni

1 I come from Britain. I'm British.

2 I come from _____ . I'm _____ ait _____ .

3 I come from _____ ma _____ . I'm _____ .

4 I come from _____ . I'm _____ me _____ .

5 I come from _____ . I'm _____ .

Saudi Arabian



2a Listen and colour. Read and say in pairs.



There's Amy! Her eyes are green. She has long blonde hair and freckles. She's from America.



And this is Fiona. She's from Jordan. She has curly red hair and blue eyes. She wears glasses.

2b Read and find. Write.

1 Helen is from Britain. She is British. She has short blonde hair and brown eyes.

2 Amy is from **America** . She's **American** She has long **Blond hair** hair and **green** eyes.

3 Fiona is from **Jordan** . She is **Jordanian** She has **curly** red hair and **blue** eyes. She wears **glasses** .

3 Listen and number. 

Who's the boy with the dark hair? He's smiling!

That's John. He likes playing football.



Adrian Steve Nick John James

5 3 4 1 2

4 Read and guess. Listen and check.  

museum markets mosque swimming port



There is a beautiful, big mosque in Abu Dhabi, in the United Arab Emirates.



The markets in Yemen are fantastic.



Big ships come into the port in Bahrain.



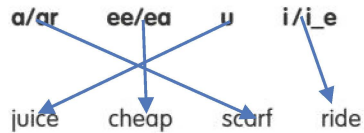
You can go swimming in the salty sea in Jordan.



The muesum in Saudi is fabulous!

Phonics **ABC**

5 Match.



3 **Listening:** understand the main idea of descriptions

4 **Reading; listening:** understand specific information about places

5 **Phonics:** recognise and produce the sound(s) /ɪ:/, /a:/, /u:/, /aɪ/ and the corresponding spelling, 'a/ar', 'ee/ea', 'u', 'i'



SAUDI STARS 1

Lesson Link






www.ien.edu.sa

1 Story: Read and write.

An invitation to you and your family. Come to our town. It's great.

D
B
E
C
A
f

- 1 You can ride a camel.
- 2 You can take photos of old houses.
- 3 You can camp on our beautiful beaches.
- 4 You can buy Arabic jewellery in the markets.
- 5 You can see Saudi Arabian birds and animals.
- 6 You can eat international food from many countries.



2 Chant: Listen and say.

Hello!

Let's go!

How are you?


Who?

Yes, you.

Whoopee!

See you.

3a Listen and number the pictures.



4

1

3

2

4 Project: Colour the picture. Write about the picture and your town.



What can you do in this town?

In this town you can...





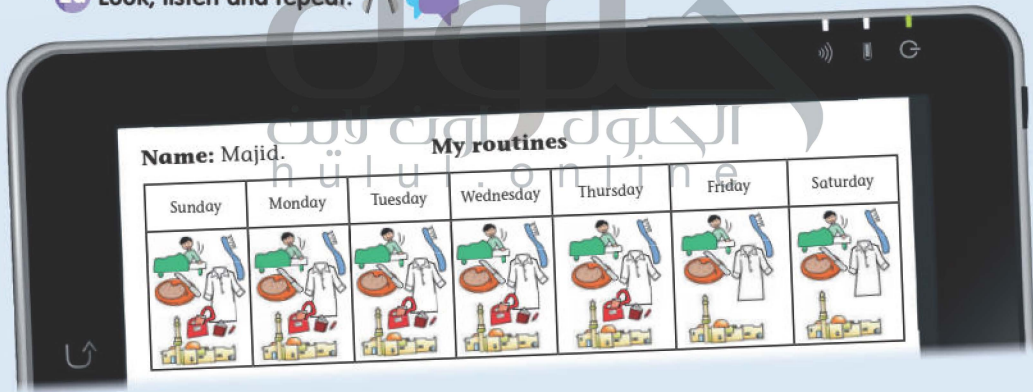
3 My day

Lesson 1

1 Listen and find.



2a Look, listen and repeat.



2b Read and circle T (true) or F (false).

- Majid brushes his teeth on Monday, Thursday and Saturday. T / F
- He packs his bag for school on Sunday to Thursday. T / F
- He eats breakfast every day. T / F
- He gets up on Wednesday and Friday. T / F
- He gets dressed every day. T / F

3 Listen, read and match.   

1



Sarah

2



Helen

3




Fatimah

Majid is doing a project at school. It's on routines. What do you do every day?

a



b



c



d



e



f



4 Read and write.  

brushes washes sets packs does reads cooks

1-Packs

2-Sets

3-Brushes

4-Washes

5-Reads

6-Cooks

7-does

1 Majid _____ his bag for school on Sunday to Thursday.

2 Tom _____ the table every day.

3 Sarah _____ her hair every day.

4 Helen _____ her face every day.

5 Tom's dad _____ the newspaper every day.

6 Sarah's mum _____ dinner every day.

7 Helen _____ her homework every day.

Phrase bank

I do my homework every day.

On Sunday to Thursday I pack my bag for school.

Listening; reading: understand the main idea and specific information in short simple texts

Reading; writing: understand and complete a written text about routines at sentence level

Phrase bank: understand the main idea in short simple texts.




Lesson 2

1 Read. Listen and complete.

Islamic studies English maths geography

When do you have maths?



	Sunday	Monday	Tuesday	Wednesday	Thursday
7:15 - 8:00	Islamic studies	Holy Qur'an	Arabic	1 _____	Islamic studies
8:00 - 8:45	Arabic	English	computer studies	Holy Qur'an	4 _____
8:45 - 9:30	computer studies	Arabic	maths	2 _____	2 _____
9:30 - 10:15	geography	Arabic	history	geography	Holy Qur'an
10:15 - 10:30 Break					
10:45 - 11:30	Holy Qur'an	Islamic studies	Islamic studies	3 _____	Arabic
11:30 - 12:15	maths	geography	Holy Qur'an		
12:15 - 12:45 Break					
12:45 - 13:30	history	English	computer studies		

On Sunday.



In the morning or afternoon?

2 Read. Listen and tick ✓.

Sunday	Monday	Tuesday	Wednesday	Thursday	Friday	Saturday
10:30 football	Arabic	4:45 swimming		12:00 Maths		

Tom, when do you play football?

On Sunday.

What time?

In the morning. At 10:30.

3 Ask and answer.

When do you have ?

I have ... on ... /On ...



What do you do every day?
What is your daily routine?

- 1 Listening; reading:** understand the main idea and basic information in short dialogues; understand specific information in short simple texts
- 2 Listening; reading:** understand the main idea in dialogues. Understand specific information in short simple texts
- 3 Speaking:** use formulaic language; interact in a simple way by asking and answering

4 Listen and read. Listen and answer.  



Helen, come on. We're late! You have an Arabic test this morning. What time is the test?

At 8:30.

Is your English test in the morning or afternoon?

In the afternoon. At 1:15. What are you doing today mum?

I'm taking photos of the school.

When?

This morning. At 8:45

Grammar Focus

Read and write.

Prepositions of time: at, in, on

Ali has an Arabic test on Monday.

Helen has a test in the morning.

Tom and Ali are going to the beach at 6 o'clock.

Phonics ABC


5 Look, listen and say.  



ng

ng

ng

6 Listen and tick the words with the **ng** sound. 



evening

grandmother

snorkelling



spring

morning

mountain

7 Read and say.  

Walking and talking on a spring morning.



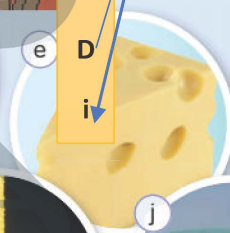

4 Breakfast

Lesson 1

1 Read and number.



- C
E 1 dates
B 2 cheese
G 3 coffee
H 4 honey
J 5 olives
A 6 yoghurt
F 7 bread
D 8 jam
I 9 eggs
J 10 orange juice



2 Listen and say.



3 Listen, read and circle T (True) or F (False).




- 1 Ali always has dates for breakfast. T / F
- 2 Ali always has bread for breakfast. T / F
- 3 Ali sometimes drinks coffee. T / F
- 4 Tom never drinks coffee. T / F
- 5 Tom sometimes drinks tea. T / F

4 Listen and tick ✓. 

What do you have for breakfast?

I always have bread and cheese.



	Always	Sometimes	Never
			
bread	<input checked="" type="checkbox"/>		<input checked="" type="checkbox"/>
cheese	<input checked="" type="checkbox"/>		<input checked="" type="checkbox"/>
olives		<input checked="" type="checkbox"/>	<input checked="" type="checkbox"/>
eggs		<input checked="" type="checkbox"/>	
orange juice	<input checked="" type="checkbox"/>		
yoghurt		<input checked="" type="checkbox"/>	
jam		<input checked="" type="checkbox"/>	

5 Ask and answer.  [millul.online](http://www.millul.online)

What do you have for breakfast?

I always have ...

I sometimes have ...

I never have ...

Phrase bank**What do you have for breakfast?**

I always have ...

I sometimes eat ...

I never drink ...

4 **Listening:** understand the main ideas in a dialogue consisting of two to six exchanges5 **Speaking:** ask and answer questions about a familiar topic

Lesson 2

1 Writing. orange **juice****bread****cheese****dates****honey****olives****yogurt**2 Listen, read and write.   

always sometimes never

Some times

Always

never

- Majid _____ has cheese for breakfast.
- Ali's father _____ has coffee for breakfast.
- Ali's mother _____ has dates for breakfast.

What do you have for breakfast?

I always have bread and honey for breakfast.



3 Read and write.

Hi! My name is Tom and I'm 11 years old. I love breakfast.

For breakfast I always have



egg

and



bread

Sometimes I have



honey

and



yogurt

I never

have



dates

for breakfast.

4 Write about you.

For breakfast I always have _____ and _____. Sometimes

I have _____ and _____. I never have _____ for breakfast.

Phonics ABC

5 Look, listen and say.



sk



sc



sq

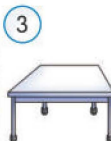
6 Listen and circle the words with the sc, sk or sq sound.



school



Saudi
Arabia



desk



breakfast



shirt



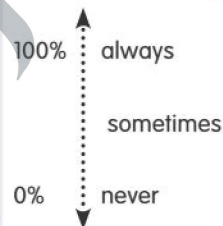
mosque

7 Read and say.

His scarf is on his desk at school.

Grammar Focus

Adverbs of frequency



Saudi Values

It is important to eat healthy food.
What do you have for breakfast?
Do you eat healthy food?

3 Reading and writing: understand and write words and phrases to complete a paragraph


4 Writing: write short phrases to complete a paragraph about food


5-7 Phonics: recognise and produce the sound(s) /sk/ and the corresponding spellings 'sk', 'sc', 'sq'


Revision 2





1 Listen and tick ✓ the routine.


1  ✓

2 

3 

4 

5 

6 

2 Read and say in pairs.

What do you do every day?

I wash my face.



3 Ask and answer.

When do you have geography?

I have geography on Monday and Tuesday.

When do you have ... ?

I have ... on ...



At what time?

On Monday in the morning at 7:15.

What time?

At ... in the ...









	Sunday	Monday	Tuesday	Wednesday	Thursday
7:15 - 8:00	English	geography	Islamic studies	science	science
8:00 - 8:45	Arabic	history	Arabic	maths	English
8:45 - 9:30	Islamic studies	English	geography	maths	maths
9:30 - 10:15	Holy Qur'an	Islamic studies	Holy Qur'an	Arabic	Islamic studies
10:15 - 10:45 Break					

4 Read, listen, tick ✓ or cross X.  

What do you have for lunch?



I sometimes eat olives.
I never drink tea.

	1	2	3	4	5	6
						
		✓				X
						

5 Listen and match. 



Phonics **ABC**

6 Match.

ng sc / sk / sq

standing up

desk

scarf

snorkelling

- 4 **Listening:** understand specific information about food and meals
- 5 **Listening:** understand the main idea in short exchanges
- 6 **Phonics:** recognise and produce the sound(s) /ŋ/, /sk/ and the corresponding spellings 'ng', 'sc', 'sk', 'sq'

SAUDI STARS 2


Lesson Link



www.ien.edu.sa

1 Read and circle.

- 1 They are small. They are green or black. They are salty. You can eat them. What are they?
- 2 You put it on your yoghurt. It is brown. It is sweet. What is it?



- 3 You drink it. It is in a glass. It is hot. It can be sweet. What is it?
- 4 You eat this every day. You do this in the morning. What is it?



- a dinner
b breakfast
c lunch

2 Make a riddle. Tell your partner.

- 1 You drink/eat this. It is + colour. It is + hot/cold. It is sweet/salty. What is it?
- 2 You sometimes do this./You do this every day. You do this in the morning/afternoon. What is it?

3 Chant: Listen and say.

On Sunday
What a day!
No test
Let's get dressed.

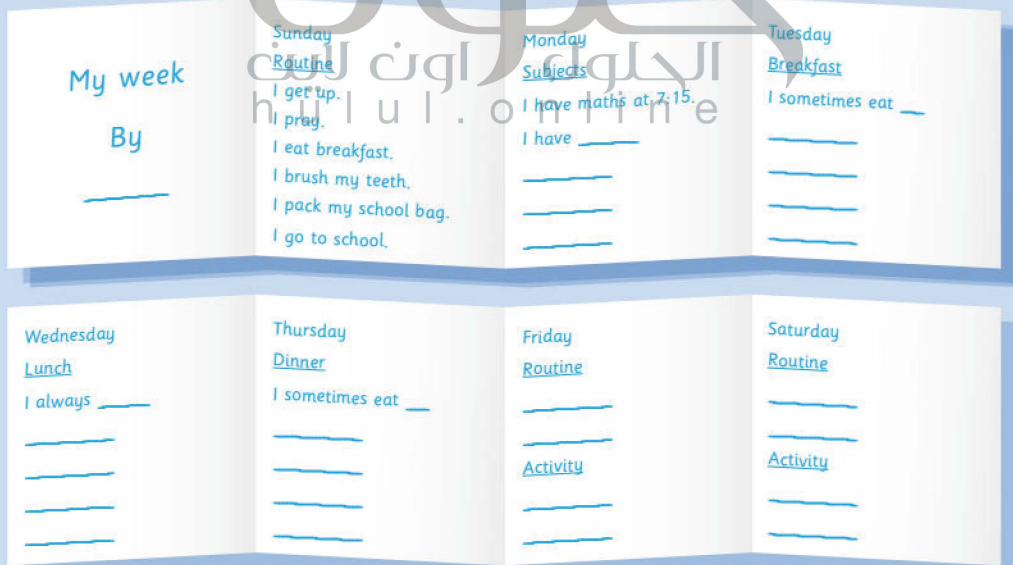
At eight o'clock
I can walk
To school
And jump in the swimming pool.

4 Think and write.

	Sunday	Monday	Tuesday	Wednesday	Thursday	Friday	Saturday
routines							
activities							
food							
drink							

5 Project: Make a zigzag book about your week.

- 1 What do you sometimes do? What do you do every day?
- 2 What do you eat for breakfast / lunch / dinner?

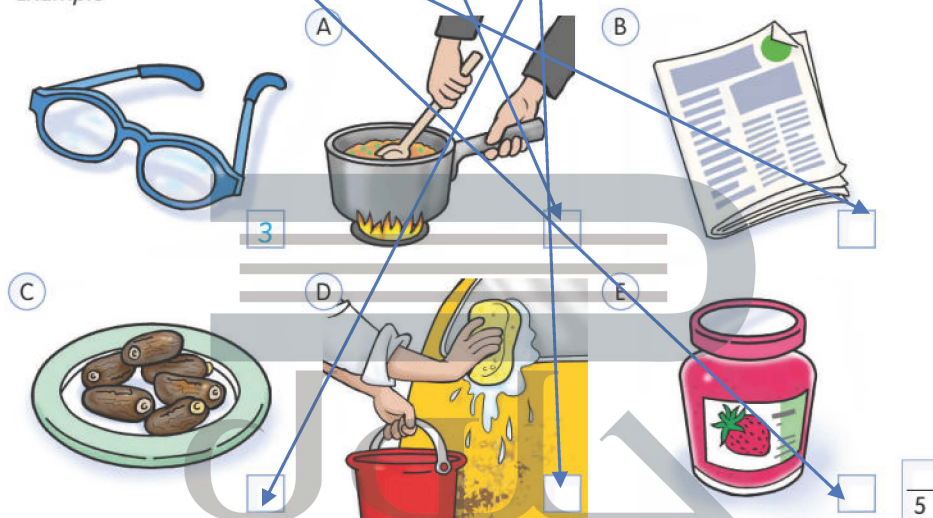


Progress check 1: Units 1-4

1 Find and number the pictures. You don't need all the words.

- | | | | |
|-----------|---------------|-----------|---------|
| 1 yoghurt | 2 jam | 3 glasses | 4 wash |
| 5 olives | 6 a newspaper | 7 cook | 8 dates |

Example



2 Read and circle the correct words.

Example I am from Oman.

- 1 Reem is _____.
- 2 Nahla has _____.
- 3 Tom and Helen _____ British.
- 4 Ali has _____.
- 5 Faiz has an English class _____ Monday.
- 6 What time _____ Helen have Maths?
- 7 Rabia never gets up _____ 9:30.
- 8 Khalid _____ short dark hair.
- 9 You _____ see beautiful mountains in Oman.
- 10 Majid's dad _____ a newspaper every day.

- on / at / from
 Jordan / Jordanian
long hair / hair long
 am / are / is
 eyes brown / brown eyes
on / in / at
 do / is / does
 on / in / at
 have / having / has
can / does / are
 read / reading / reads

5

10

3 Read and circle True (T) or False (F).



This is Lisa. She is from London in England. She's ten years old. Her father is British but her mother is American.

Lisa has a sister, Sally, and two brothers, Paul and Eddie. Sally is eight. Paul is five and Eddie is three.



This is Tarek. He is from Taif in Saudi Arabia. He has a big smile and his hair is black and curly.

Tarek likes football and always plays football with his friends at the weekend. He eats bread, cheese, olives and yoghurt for breakfast but he never eats dates. He doesn't like them.

Example

Lisa is from London.

T / F

3 Tarek has got dark hair.

T / F

1 Her father is from America.

T / F

4 He plays football on Thursday.

T / F

2 Her sister is five years old.

T / F

5 He has dates for breakfast.

T / F

5

4 Read and answer the questions. Write sentences.

Example .

1 .

2 .

3 .

4 .

5 .

10






5 Games

Lesson 1


1 Read and number.

- 1 computer speaker
- 2 remote control
- 3 DVD
- 4 games console
- 5 screen
- 6 keyboard
- 7 mouse



2 Listen and circle.

Is this yours?



Is this yours?



Are these yours?



3 Listen and match.  

4 Ask and answer. 

Is this yours?



No it isn't. It's ...



Are these yours?

No, they aren't.
They're ...

Phrase bank

Is this yours?

Yes, it is.

No, it isn't.

Are these yours?

Yes, they are.

No, they aren't.

Whose is this?

It's mine.

3 Listening: understand the main ideas in a dialogue


4 Speaking: ask and answer questions about a familiar topic

Lesson 2

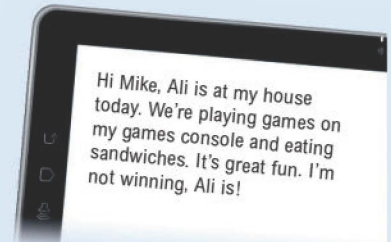
1 Listen and number. 2 Ask and answer. 

Saudi Values

What games do you like to play?
What do you do in your free time?

3 Read and circle True (T) or False (F). 

- 1 Tom is at Ali's house. T / F
- 2 They are playing computer games. T / F
- 3 Tom thinks it's fun. T / F
- 4 Tom is winning the games. T / F



4 Read and write. 1 **what** are you doing?

I'm playing a _____.

Computer games2 Is this **yours**?No, it **is not**.3 **whose** is this?**It is** Tom's.4 **Is this** Tom's iPad?No, it **is not** mine.**Grammar Focus****Talking about possession**Is this yours? **yes**, it is.Are these yours? **no**, they aren't.**Question words****Whose** are these? They are mine.**what** are you doing? I'm playing a game.**Phonics** 5 Look, listen and say.  


ay/ai



ay/ai



ay/ai

6 Listen and tick the words with the ay/ai sound as in say.  

Monday



Omani



train



holiday



rainy



airport

7 Read and say.  


His scarf is on his desk at school.



6 The Gowers' home

Lesson 1

1 Listen and find.



2a Look, listen and say.



B

c

d

a

e

2b Read and match.

- | | |
|------------------------|---------------------|
| a Tidy my bedroom. | d Take out the bin. |
| b Fill the dishwasher. | e Set the table. |
| c Help my brother. | f Help with dinner. |

1 **Listening; reading:** understand the main idea in short dialogues

2a **Listening; speaking:** produce simple sentences about household chores

2b **Reading:** understand specific information in short texts

3 Listen, read and match.   



- a helps his brother
b helps with dinner
c tidies his bedroom
d fills the dishwasher
e sets the table
f takes out the rubbish

4 Read and write.  



- 1 Helen **Sets the table**
before the family eats breakfast.
- 2 Tom **Takes out the rubbish**
before he goes to school.
- 3 Tom **Helps cook dinner**
before he goes to bed.
- 4 Helen **Fills the dishwasher**
before she does her homework.

Phrase bank

I fill the dishwasher
before I go to school.
He cleans his teeth
after he has breakfast.

3 **Listening:** understand the main idea in short monologues

4 **Reading; writing:** understand specific information and write short phrases to complete a written text at sentence level

Lesson 2

1 Listen and match. 

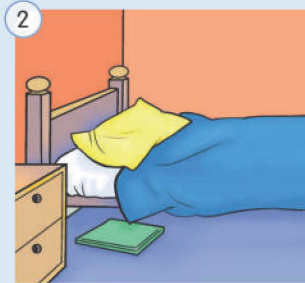
Lesson Link



www.ien.edu.sa




a Where's my laptop?



b I don't know.
This is mine.

c My laptop is in
my bedroom.



d That's Dad's! That
laptop is his!

2 Listen and circle. 

- 1 Dad says, 'Where's mine / my laptop?'
- 2 Mum says, 'I don't know. This is my / mine.'
- 3 Helen says, 'Tom, that's dad's. That's his / he laptop.'
- 4 Tom says, 'My / Mine is in my bedroom. It's under the bed.'



How do you help your
mother and father at
home?

3 Ask and answer. 

How do you help at home?

I ... +



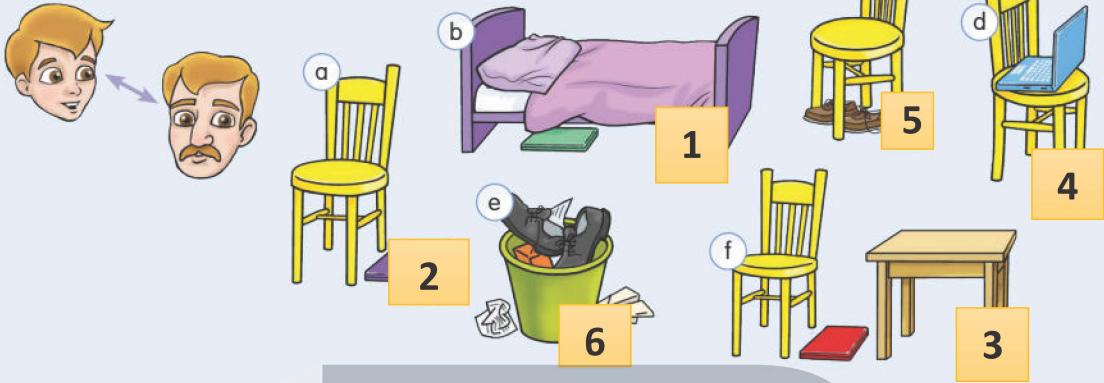
I ... +



I ... +



4 Listen and number.



5 Read, say and point.

- 1 Mine is next to the chair.
- 2 His is on the chair.
- 3 Yours are in the bin.
- 4 Hers are under the chair.
- 5 His red ball is in front of the chair.
- 6 Hers are between the chair and the table.

6 Ask and answer.

Where's the pencil?

It's on the desk.

It's in front of the chair.

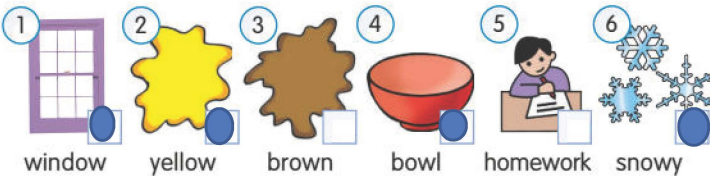
It's behind the bin.

Phonics ABC

7 Look, listen and say.



8 Listen and tick the words with the ow sound.



9 Read and say.

His scarf is on his desk at school.

Grammar Focus

Express possession.

hers his hers

The purple laptop is _____.

The green laptop is _____.

The red laptop is _____.

4 **Listening, speaking:** understand the main idea of a dialogue
 5 **Speaking:** associate verbal with usual information
 6 **Speaking:** ask and answer simple questions about familiar topics
 7-9 **Phonics:** recognise and produce the sound(s) /əʊ/ and the corresponding spelling 'ow'

Revision 3


Lesson Link



www.ien.edu.sa

1a Read and match.

- D 1 remote control
- C 2 games console
- A 3 screen
- B 4 speakers
- E 5 laptop
- G 6 DVD
- f 7 puzzle



1b Read and write.

this are these isn't this mine They're these

- 1 Are these games consoles yours? Yes, they _____.
- 2 Is _____ laptop yours? No, it _____. It's my dad's.
- 3 Whose are _____ DVDs? _____ Tom's.
- 4 Whose is _____? It's _____.

2 Read and match.

- 1 fill the dishwasher B
- 2 take out the rubbish c
- 3 help to cook F
- 4 clean the car e
- 5 tidy his bedroom A
- 6 set the table d



When do you tidy your bedroom?

3a Listen and match.



I tidy my bedroom before I go to sleep.



- a eat b read c computer games d homework

3b Ask and answer.

What does Helen do before she eats?

Helen/She helps with dinner.

4 Read and write.

Yours mine his Hers these

- 1 Sami: Whose are **these** black shoes? They aren't **mine**
- 2 Majid: **yours** are next to the chair.
- 3 Sami: Whose laptop is this? Is it your dad's?
- Majid: Yes, it's **his**. My mum has a laptop. **hers** is red.

Phonics ABC

5 Match.



3a Listening: understand the main idea in a dialogue about household chores

3b Speaking: review questions and answers about household chores

4 Reading; writing: complete a text at sentence level

5 Phonics: recognise and produce the sound(s) /eɪ/ /aɪ/ and the corresponding spellings 'ai', 'ay' and 'ow'

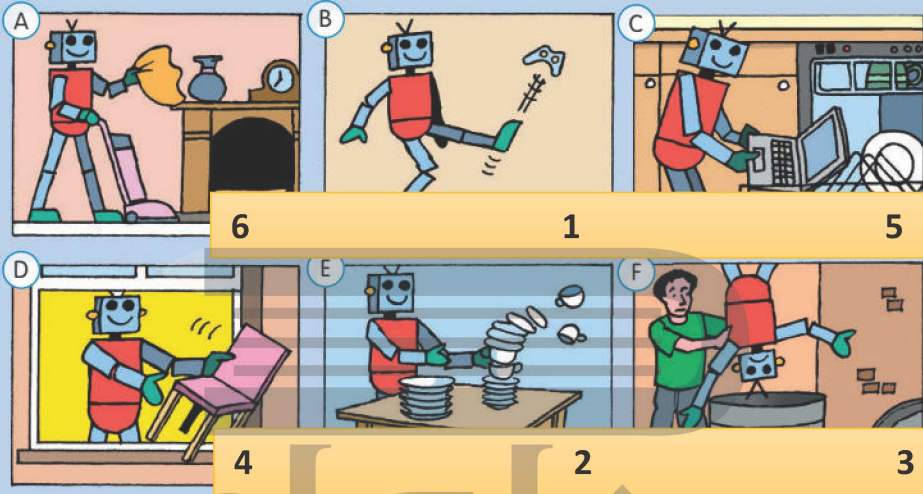
SAUDI STARS 3

Lesson Link



www.ien.edu.sa

1 Story: Read and number.



- 1 I play with the games console.
- 2 I set the table.
- 3 I take out the rubbish.
- 4 I help at home.
- 5 I fill the dishwasher.
- 6 I tidy the living room.





2 Chant: Listen and say.

Mine, it's MINE!
Hers, it's HERS!
His, it's HIS!

Mine, fine
Hers, sisters
His, is
It's time
And that's my rhyme.

I'm fine! Are you FINE?
Are they sisters? Are they SISTERS?
What is? What IS?

3a Listen and match.



3b Talk about the pictures.

What's ... doing?

What is ... doing?

He's/She's ...



... is ...ing.

4 Project

My robot helps me to ...



My robot helps me
to wash the car.






7 Sports day

Lesson 1

- 1 Listen, read and tick ✓.  



- 2 Listen and complete.  


do go play

- I do basketball.
I go swimming.
I play judo.



- 3 Read and circle.  

- 1 Max can / can't lift 100kg.
- 2 Max can / can't lift 250kg.
- 3 Max can / can't lift 500kg.
- 4 Max can / can't lift 1000kg.



4 Read and circle True (T) or False (F).



Dear Mr Gower,

This Sunday there is a sports day at the school. There are lots of races and activities and 1,000 people are coming to watch. Tom is in the high jump, the 200-metre race and is playing tennis.

See you on Saturday.

Sam Carter
Class Teacher

The letter is for Tom's father.

T / F

The sports day is on Sunday.

T / F

Lots of people are coming.

T / F

Tom is jumping.

T / F

He isn't running.

T / F



Saudi Values

What sports do you like to do?
Can you ...?

5a Listen and circle.

Can you play tennis?



Yes, I can.

No, I can't.

Phrase bank

Can you jump?

Yes, I can.

No, I can't.

I can play basketball.

I can't swim.

1 Ali can / can't play tennis.

4 Tom can / can't jump and run.

2 Majid can / can't play tennis.

5 Tom can / can't do judo.

3 Ali can / can't play basketball.

6 Majid can / can't swim.

5b Ask and answer.

4 Reading: understand specific information in short simple texts

5a Listening: understand basic information in a short dialogue

5b Speaking: ask and answer simple questions



Lesson 2

1 Listen and complete.

diving swimming talking watching winning



- 1 Mary is **talking** to Peter.
- 2 She is **walking** Tom.
- 3 Tom is **diving** into the swimming pool.
- 4 He is **swimming**. He is good.
- 5 He isn't **winning**.

2 Read and write.

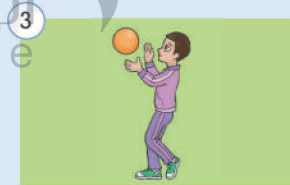
is catching a ball is jumping is playing tennis
is running is skipping is throwing a ball




Sami is running.



Sami **Is throwing a ball**



Sami **Is catching a ball**



Sami **Is skipping**




Sami **Is jumping**



Sami **Is playing tennis**


3a Writing. 




Fahd can throw
a ball.




Fahd Can jump



Fahd Can do
weightlifting



Fahd Can run



Fahd Can swim

Phonics

4 Look, listen and say.  



nd




nt

5 Look, listen and say.  

6 Listen and circle the sound. 

1 stand up

2 aunt



nd nt



nd nt

3 window

4 winter



nd nt



nd nt

7 Read and say.  

My friend has cold hands
in winter.

3b Ask and answer. 



Can you play tennis?



Yes, I can.

Grammar Focus

can and can't for ability



Tom
tennis.

Can
play



Ali

Can
jump



Majid




Can not
swim

3a Writing: write short phrases to complete a written text at sentence level
3b Speaking: ask and answer simple questions about a familiar topic
4-7 Phonics: recognise and produce the sound(s) /nd/ /nt/ and the corresponding spellings 'nt' and 'nd'



8 At a restaurant

Lesson 1

- 1 Listen and write the number. Listen and say.   

How many would you like?



How much is that?



4



3



1

- 2 Read and write.  

burger cheese sandwich chips ice-cream soda



1 ice-cream



2

soda



3

burger



4

Cheese sandwich



5

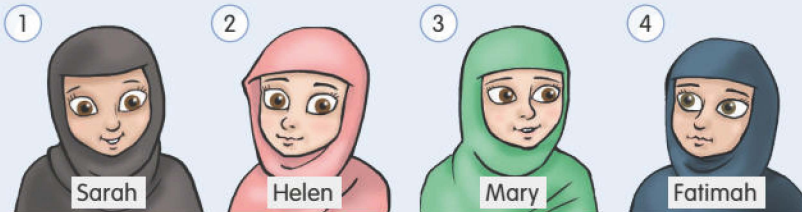
chips

- 3 Read and write.  

a some

- I'd like **a** burger and **some** chips, please.
- I'd like **a** chicken sandwich and **some** chips, please.
- And **a** cheese and salad sandwich, please.
- I'd like **some** sodas.
- I'd like two chocolate and **a** vanilla ice-cream, please.

4a Listen and write. Listen and tick ✓ the drink.  



- a Chicken burger and chips
b Fish burger and salad
c Chicken sandwich
d Cheese and salad sandwich
e Egg and salad sandwich
f Ice-cream

	Food	Drinks		
		lemon	orange	soda
Sarah	c	✓		
Helen	e		●	
Mary	b			●
Fatimah	d		●	

4b Read and complete.

- 1 Sarah would like a chicken sandwich and a lemon juice.
- 2 Helen would like an Egg and salad sandwich and an Orang juice.
- 3 Mary would Like a fish burger , salad and a soda.
- 4 Fatimah Would like a cheese and salad sandwich and an Orang juice.

5 Ask and ans

What would you like?

I'd like ...

Phrase bank

What would you like?

Would you like a or ... ?

4a **Listening:** understand questions about others

4b **Reading; writing:** understand specific information in short simple texts; write short simple phrases to complete a written text at sentence level

5 **Speaking:** ask and answer simple questions about familiar topics



Lesson 2



Would you like to do this quiz with me?

1 Read, circle and write.

What would you like for lunch?

I would like to eat ...

- 1 burger and chips yes / no
- 2 a chicken sandwich yes / no
- 3 a cheese sandwich yes / no
- 4 chips yes / no
- 5 vanilla ice-cream yes / no

Anything else?

I would like to eat _____

I would like to drink ...

- 6 orange juice yes / no
- 7 lemon juice yes / no
- 8 soda yes / no
- 9 water yes / no
- 10 milk yes / no

Anything else?

I would like to drink _____

2a Say, tick ✓ or cross X. Write.

What would you like for lunch?

	Helen	You	Friend 1	Friend 2
chicken burger and chips	X			
cheese and salad sandwich	X			
egg and salad sandwich	✓			
Anything else?	ice-cream			

2b Read and write.

What my friends would like to eat at lunch.

1 Helen would like to eat **An egg a salad sandwich and an ice cream**

2 _____ would like to eat _____.

3 _____

4 _____

1 Reading: understand the main idea in a reading text

2a Listening; speaking: ask and answer questions about familiar topics

2b Reading; writing: understand specific information in short simple texts; write short simple sentences to pass on basic information about other people

3a Listen and write. Read and say.    

We're going to the museum today. What would you like to eat and drink for lunch?

	How many?
1 an egg sandwich	6
2 a cheese and tomato sandwich	8
3 a chicken sandwich	12
4 a burger and chips	20
5 a soda	25
6 juice	12

How many would like ...?

3b Ask and answer. 

Phonics 

4 Look, listen and say.  



ck



nk

5 Listen and say the word.  

6 Listen and circle the sound.  

1 black

2 freckles

3 drink

4 monkey



ck nk



ck nk



ck nk



ck nk

7 Read and say.  

'I think it's one o'clock,' said the black monkey.

Grammar Focus

Quantity: *much/many*

How **many** is that?

How **much** egg sandwiches?

How **many** sodas?



What's your favourite food?
What food is healthy/unhealthy?

3a Listening; speaking: associate verbal with visual information

3b Reading; writing: understand the main idea in short simple texts; complete information

4-7 Phonics: recognise and produce the sound(s) /ck/ /nk/ and the corresponding spellings 'ck', 'nk'


Revision 4

Lesson Link

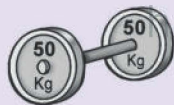


www.ien.edu.sa

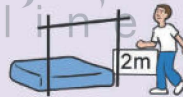
1 Listen, tick ✓ or cross X.



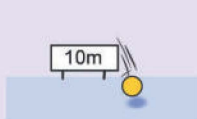

2 Read. Circle True (T) or False (F).



Tom can run 200 metres but he can't lift 100 kg.



Ali can run 100 metres but he can't jump two metres.



Tom can throw a ball 10 metres but he can't skip.



Ali can do judo but he can't jump three metres.




1 Ali can run 100 metres. T / F

3 Ali can't jump three metres. T / F

2 Tom can throw a ball 10 metres. T / F

4 Tom can't run 200 metres. T / F

3 Listen and circle.  



- | | |
|--|---|
| 1 burger and chips / <u>chicken sandwich</u> and chips | 4 <u>cheese and salad sandwich</u> / chicken burger and chips |
| 2 <u>chocolate ice-cream</u> / vanilla ice-cream | 5 vanilla ice-cream / <u>lemon ice-cream</u> |
| 3 soda / <u>water</u> | 6 <u>orange juice</u> / water |

4 Read and say in pairs.  

What would Mary/Peter like to eat/drink?

He/She'd like ...

Phonics 

5 Listen and number. 

never mind	2	three o'clock	3
thanks	1	country	4

3 **Listening:** understand specific information
 4 **Speaking:** ask and answer questions about food
 5 **Phonics:** recognise and produce the sound(s) /nk/, /nd/, /k/, /nt/ and the corresponding spellings 'nk', 'nd', 'ck', 'nt'



SAUDI STARS 4


Lesson Link



www.ien.edu.sa


1 Story: Read and write.

horse giraffe rabbit fish tiger monkey




The cat can climb.

The dog can't climb.



The horse and the rabbit can jump
the giraffe can not jump



The fish and the tiger can swim
the monkey can not swim


2 Chant: Listen and say.

Can you throw?
Yes or no?
Yes, I can.
And so can Dan.
I can jump, I can't run.
I can swim. It's great fun.

3a Listen and match.



2



3



c

4



a



- a Dad says, 'You can't skip and jump here.'
- b Rob says, 'I can jump.' Mikey says, 'I can skip.'
- c Mikey says, 'I'd like some chocolate ice-cream, please.' Rob says, 'I'd like a burger and chips please.'
- d Dad says, 'I'd like some chicken and chips, please.'

3b Talk about the pictures.

What's ... doing?

He's ...

What can ... do?

He can ...


What can't you do at a restaurant?

You can't ...

4 **Project:** Write a menu for a restaurant. Draw the food. Write the prices.

What would you like?

Would you like ... or ... ?



Progress check 2: Units 5–8

1 Find and number the pictures. You don't need all the words.

- 1 throwing a ball 2 chocolate ice-cream 3 skipping 4 burgers
5 weightlifting 6 chips 7 soda 8 judo


Example



This is 2.




This is _____.



There are _____.



This is _____.



These are _____.



This is _____.

2 Read and circle the correct words.

Example How much is this ?

- How _____ burgers?
- Do you have _____ soda?
- Would you like chocolate _____ vanilla?
- Can _____ swim?
- I can run _____ I can't jump.
- Sarah _____ the ball.
- Is Fahd _____ football now?
- Tom _____.
- Yes, I _____.
- No, I _____.

- these / those / this
 much / many / more
 many / an / any
 but / not / or
you / me / them
 not / or / but
 throwing / throws / throw
 plays / playing / play
 jumping / jumped / jump
 can't / not / can
 not / can / can't

5


10

3 Read and circle True (T) or False (F).

Example

He's having a burger and chips, a soda and an ice-cream. T / **F**

- 1 He jumps but he isn't skipping. **T** / F
- 2 He runs and he does weightlifting. T / **F**
- 3 She's having a sandwich and chips and two sodas. **T** / F
- 4 He's having two ice-creams and two sodas. T / **F**
- 5 He can catch a ball but he can't play tennis. **T** / F



4 Read and answer the questions. Write sentences. What can they do? What can't they do?

John and Paul do judo every Thursday. They are learning to play tennis. They are not very good. John wins the running race at school every year. John is not very good at catching balls. Paul doesn't like running, he is always last! Paul likes to play basketball. He always wins.

Sally is good at swimming. She always comes first. She likes skipping and is very good at jumping. She doesn't like games with balls. Sally's best friend Cathy likes ball games but can't catch balls! Cathy can lift 50 kg! Sally and Cathy are very good at running.

Example

What can John and Paul do? John and Paul/They can do judo

1 What can't John and Paul do? They can not play tennis

2 What can John do? John/He Can run he can not catch

3 What can't John do? balls he can play basketball

4 What can Paul do? he can not run

5 What can't Paul do? can swim jump and skip she

6 What can Sally do? Sally/She can not play ball games

7 What can't Sally do? /games with balls she can

8 What can Cathy do? do weightlifting she can not

9 What can't Cathy do? catch balls they can run

10 What can Cathy and Sally do? catch balls they can run