

Family and Friends 2

Class Book



Naomi Simmons

OXFORD
UNIVERSITY PRESS

Scope and sequence



Starter:

Welcome back! 4

I've got brown hair. This is my cousin. He's got green eyes. Where's Billy?
Is he under the bed? There is ... There are... Numbers 1–20 Family Colours Toys

	Words	Grammar	Phonics	Skills
1 Our new things 8	School things	<i>This / That is ... These / Those are ...</i>	Review of the alphabet and initial sounds	Reading: a description Listening: identifying people and objects Speaking: <i>How many ...? There are ...</i> Writing: capitalisation, writing about my classroom (Workbook)
2 They're happy now! 14	Feelings	<i>We're / They're ... Are they ...?</i>	Review of digraphs: ch sh th ch: chair teacher sh: shoes fish th: thumb bath	R: a poem: 'My feelings' L: identifying feelings S: <i>Is he sad? No, he isn't. He's ...</i> W: long and short forms, writing about my feelings (WB)
3 I can ride a bike! 20	Outdoor activities	<i>She can / can't ... Can he ...?</i> Prepositions of place: <i>behind / in front of next to / between</i>	Review of CVC words: a e i o u a: cat van e: peg bed i: bin fig o: mop dog u: bus jug	R: information on a web page L: identifying outdoor toys S: <i>Where's the skateboard? It's in front of the table.</i> W: using <i>a / an</i> , writing about what I can and can't do (WB)
Review 1 26				
4 Have you got a milkshake? 28	Food Numbers 20–100	<i>Have you got ...? I have / haven't ... Has he got ...? He has / hasn't ...</i>	Consonant blends: gr br fr gr: grass grapes br: brush bread fr: frog frisbee	R: a caption story L: identifying which food items are available S: <i>Have you got apples? Yes, we have.</i> W: question marks and full stops, writing about my lunch (WB)
5 We've got English! 34	School subjects School rooms	<i>What / When have we got ...? We've got ... our / their</i>	Consonant blends: dr tr cr dr: drum dress tr: truck tree cr: crayon crab	R: a description on a web page L: identifying school rooms S: <i>What have we got in the art room? We've got ...</i> W: capital letters, writing about my school subjects (WB)
6 Let's play after school! 40	After-school activities	<i>I visit ... I don't have ...</i>	Consonant blends: fl pl bl fl: flower flat pl: plum plate bl: blanket blue	R: information texts L: identifying after-school activities S: <i>I read a book. I don't ride a bike.</i> W: verbs, writing about what I do after school (WB)
Review 2 46				
7 Let's buy presents! 48	Special days	<i>What does he like? He likes / doesn't like ...</i>	Consonant blends: cl gl sl cl: cloud clock gl: gloves glue sl: slide slippers	R: instructions on making a card L: identifying suitable presents for people according to their preferences S: <i>What does he like? He likes tennis.</i> W: long and short forms, writing about presents for my mum (WB)

	Words	Grammar	Phonics	Skills
8 What's the time? 54	Everyday activities Times of the day	What's the time? It's ... o'clock. He ... at ... o'clock.	Consonant blends: sm sn st sk sm: smile small sn: snow snake st: stairs star sk: sky skates	R: information texts L: listening for time and activities S: He has breakfast. W: identifying Wh- questions, writing about my day (WB)
9 Where does she work? 60	Places	Where does he work? He works in a ... Does she work in a ...?	Long vowels: a + magic e lake face gate plane	R: a magazine interview L: listening for detail in an interview S: What are Peter's favourite animals? They're monkeys. W: using commas with and in lists, writing about where my family works (WB)
Review 3 66				
10 It's hot today! 68	Weather Weather activities	What's the weather like? It's ... Put on / Don't put on ...	Long vowels: i + magic e bike white kite line nine	R: a weather report L: identifying the weather at certain times from the weather report S: It's Monday. What's the weather like? W: verbs and adjectives, writing about the weather (WB)
11 What are you wearing? 74	Clothes Time	Present continuous: What are you wearing? What's he wearing? I'm / He's wearing ...	Long vowels: o + magic e nose bone rope home stone	R: a poem: 'At the coach station' L: identifying people by their clothing S: What's she wearing? She's wearing ... He's wearing a red shirt. Who is it? W: writing the time, writing about my clothes (WB)
12 You're sleeping! 80	Celebrations Getting ready	Present continuous: What are you / they doing? I'm / We're / They're ... What's he / she doing? He's / She's ...	Long vowels: u + magic e June tube flute cube	R: a descriptive email L: listening for detail to distinguish between photos S: What's he doing? He's dancing. W: present continuous verbs, writing about a party (WB)
Review 4 86				
13 Look at all the animals! 88	Farm animals Adjectives	Comparatives: This cow is bigger than that cow.	Long vowels: ee tree cheese green feet three	R: an information text L: listening for rules S: Don't open the gate. W: using and to connect sentences, writing about a farm visit (WB)
14 Look at the photos! 94	Memories Tidying up	Past simple: I was / wasn't ... You were / weren't ...	Short & long vowels cub cube tap tape pip pipe	R: a newspaper article L: identifying people by their feelings and appearance S: He was a lion (in the school play). W: and / or, writing about me and my friends (WB)
15 Well done! 100	People Ordinal numbers	Past simple: There were some / weren't any ... Irregular plurals	ng / nk ng: ring king swing nk: bank sink pink	R: a fairytale L: identifying actions and emotions S: What's Suzy doing? She's ... Is she sad? No, she isn't. She's ... W: irregular plurals, writing about a school open day (WB)
Review 5 106				

Lesson One

- 1 Listen and sing. 01 2 Sing and do.


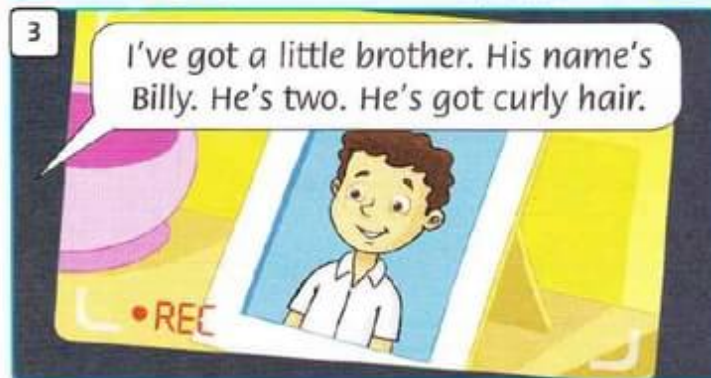
Welcome song

Welcome back
To all our friends.
Fun and learning
Never end!

Welcome back,
It's a happy day.
A day for learning,
A day for play!



- 3 Listen and read. 02



1 Listen to the story again and repeat. Act.

2 Circle T (true) or F (false).

1 Rosy's got brown hair.

T F

3 Tim's got brown eyes.

T F

5 Billy is four.

T F

2 Tim is Rosy's brother.


T F

4 Billy's got curly hair.

T F

6 Billy is under the bed.

T F

3 Listen and number.  03

mum dad brother sister grandma grandpa aunt uncle cousin



4 Point and say.

long short curly straight brown black white

This is Rosy's mum. She's got curly hair.

This is Rosy's dad. He's got ...

Lesson Three

1 Ask and answer.

Hello. How are you?

I'm fine, thank you.

What's your name?

My name's ...

How old are you?

I'm ...

2 Look and say. Introduce a friend.

1



2



3 Listen and sing. 04

4 Sing and do.

Monday, Tuesday, Wednesday, Jump!



Monday, Tuesday, Wednesday,
Jump!

Thursday, Friday,
Down with a bump!

Saturday, Sunday,
Let's say 'Hi!'

Days of the week.
Let's say 'Goodbye!'




1 Look. Ask and answer.

ball car train doll teddy puzzle bike



How many cars are there?

There are ... cars.

2 Listen and point. Ask and answer.  05



red green blue yellow pink purple
black white brown orange grey

What colour is number 18?

It's ...

3 Write the numbers.

ten	<u>10</u>	thirteen	<u>13</u>	seventeen	<u>17</u>
twenty	<u>20</u>	fifteen	<u>15</u>	fourteen	<u>14</u>
eleven	<u>11</u>	twelve	<u>12</u>	sixteen	<u>16</u>
eighteen	<u>18</u>	nineteen	<u>19</u>		

1

Our new things

Lesson One Words

1 Listen, point and repeat. 06



classroom



table



computer

2 Listen and chant. 07



peg



pencil case



board

3 Listen and read. 08



- 1 Listen to the story again and repeat. Act.
- 2 Look and say.

Let's learn!



This is the new computer.



That is a new board.



These are new tables.



Those are new pegs.

3 Write.

This That These Those



Those are bags.



This is a ruler.



Those are pencils.



That is a computer.

4 Point and say.

chairs pencil case board tables ruler pegs



Those are pegs.

This is a ...

That is a ...

These are ...

Lesson Three Song

1 Listen, point and repeat. 09



poster



picture



drawers



cupboard

2 Listen and sing. 10

3 Sing and do.

What's in the classroom?

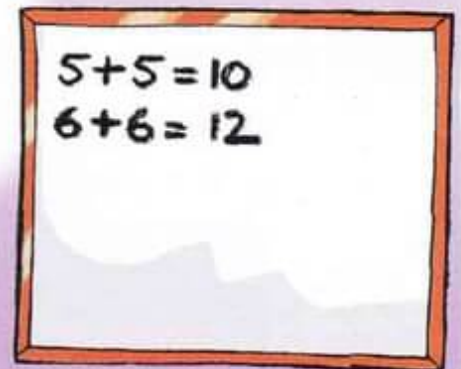


What's in the classroom?
Let's have a look!
Posters and pictures,
And work in a book.


What's in the classroom?
What can you see?
Drawers and a cupboard
For you and for me.

What's in the classroom?
What's over there?
A door and a window,
A table and chair.

What's in the classroom?
What can you see?
A board and pegs
For you and for me.



1 Listen and chant. 11



A, B, C, D, E, F, G,
Come and play this game with me.

H, I, J, K, L, M, N,
Close your eyes and count to ten.

O, P, Q, R, S, T,
Touch your nose and touch your knee.

U, V, W, X, Y, Z,
Touch your feet and touch your head.



2 Listen, point and repeat. 12

Aa Bb Cc Dd Ee Ff Gg
Hh Ii Jj Kk Ll Mm Nn
Oo Pp Qq Rr Ss Tt
Uu Vv Ww Xx Yy Zz

3 Listen and circle the correct sound. 13



a p f




l t d



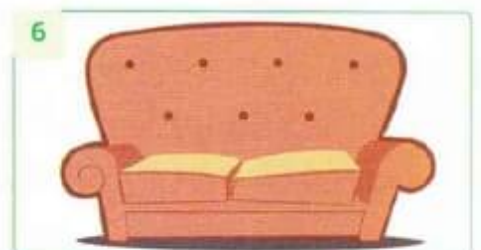
e h d



g v m




c a i



e n s

Reading

- 1 Point to things you can see in a school. Say the words.
- 2 Listen and read.  14



1 My name's Peter. I go to Orange Park School. Look at these pictures of my school.



2 Our classroom is upstairs. It's very big and bright.



3 I'm in class 3C. There are 12 girls and 14 boys in my class. Our teacher is Mrs Cooper.



4 There are lots of pictures and posters on the wall.



5 We sit at tables. I sit with my friend Henry.



6 There is a swimming pool too. I love my school.

3 Read again. Circle the correct word.

- 1 Where is Peter's classroom?
- 2 What class is Peter in?
- 3 How many boys are there in his class?
- 4 What is his teacher's name?
- 5 What is on the walls of the classroom?
- 6 Is there a swimming pool?

upstairs / downstairs

3C / Orange Park

12 / 14

Henry / Mrs Cooper

tables / pictures

Yes, there is. / No, there isn't.

Listening

1 Listen and number. 15



Speaking

2 Point, ask and answer.

boys girls teachers windows doors

How many girls are there?

There are two girls.

What colour is his hair?

It's ...

Writing

3 Underline the capital letters at the start of the sentences.
Circle the capital letters at the start of the names.

We've got a big classroom.

Our teacher is Mrs Cooper.

1 My name's Peter.

2 This is my school.

3 Thank you, Miss Jones.

4 This is Rosy's pencil case.

5 Those are your pegs.

6 This is Tim.

Complete the writing exercises on page 13 of Workbook 2.



2

They're happy now!

Lesson One Words

1 Listen, point and repeat. 🎧 16



hot



cold



hungry

2 Listen and chant. 🎧 17



thirsty




happy



sad

3 Listen and read. 🎧 18



1 Listen to the story again and repeat. Act.

2 Look and say.

Let's learn!



We're happy.



They're hungry.



Are they hot?
No, they aren't.



Are they happy?
Yes, they are.

We're = We are
They're = They are

3 Look and match.

We're

They're



4 Write.

Yes, they are. No, they aren't. Yes, we are. No, we aren't.

Are they hot?



Yes, they are.

Are you hungry?



No, we aren't.

Are they cold?



Yes, they are.

Are you happy?



Yes, we are.

Lesson Three Song

1 Listen, point and repeat. 19



tired



angry



scared



brave

2 Listen and sing. 20 3 Sing and do.

If you're tired and you know it ...



If you're tired and you know it,
Go to sleep! [Snore, snore]
If you're tired and you know it,
Go to sleep! [Snore, snore]




If you're tired and you know it,
And you really want to show it,
If you're tired and you know it,
Go to sleep! [Snore, snore]




If you're scared and you know it,
Hug yourself! [Hug, hug] ...

If you're angry and you know it,
Stamp your feet! [Stamp, stamp] ...

If you're brave and you know it,
Say, 'I can!' [I can!] ...



1 Listen, point and repeat.  21

ch
chair teacher




sh
shoes fish



th
thumb bath




2 Listen and chant.  22

Look at my teacher,
Sitting on a chair.
Her shoes are blue,
She's got long, black hair.
A picture of a bath
And a picture of a fish
Look at my teacher.
Her name's Miss Wish



3 Read the chant again. Circle the sounds *ch*, *sh* and *th*.

4 Listen to the sounds and join the letters.  23

What has the teacher got?



sh sh th th sh ch sh

th sh ch sh th sh ch

sh ch sh ch ch ch th



Reading

- 1 Look at the pictures. How does the boy feel?
- 2 Listen and read.  24



My Feelings

Sometimes I am happy,
Sometimes I am brave.
Sometimes I am sad,
But I always behave.

When I'm really happy,
I laugh and smile and play.
When I'm really happy,
It's a very good day.

When I'm really brave,
I'm scared, but carry on.
I say, "I can do it!"
Until my fear is gone.

When I'm really sad,
I cry and tell my dad.
We talk together,
And then I don't feel bad.

Sometimes I am happy,
Sometimes I am brave.
Sometimes I am sad,
But I always behave.



- 3 Read again. Match.

1 play

2 cry

3 laugh

4 I can do it!

5 smile

a

c

a

b


a

a happy

b brave

c sad

Listening

1 Listen and number.  25



Speaking

2 Point, ask and answer.

happy sad tired cold scared hungry

Is he sad?

No, he isn't. He's scared.

Is she ...?

No, ...

Writing

3 Look and write the long form.

I'm = I **am**

He's = He **is**

We're = We **are**

You're = You **are**

She's = She **is**

They're = They **are**

1 She's cold.

She is cold.

2 They're happy.

They are happy.

3 I'm hungry.

I am hungry.

4 We're thirsty.

We are thirsty.

5 You're brave.

You are brave.

6 He's sad.

He is sad.

Complete the writing exercises on page 19 of Workbook 2.



3 I can ride a bike!

Lesson One Words

1 Listen, point and repeat. 🎧 26

2 Listen and chant. 🎧 27



ride a bike



ride a horse



skate



skateboard





play tennis



play football

3 Listen and read. 🎧 28



- 1 Listen to the story again and repeat. Act.
- 2 Look and say.

Let's learn!



I **can** skate.



I **can't** skateboard.



Can she play tennis?
Yes, she **can**.



Can he ride a bike?
No, he **can't**.

3 Write.

He

She

They

can


can't

1



He **can** ride a bike.

2



He **can't** ride a horse.

3



They **can't** play football.

4



She **can** skate.

5



They **can** play tennis.

6



She **can't** skateboard.

4 Point, ask and answer.

Can he ride a bike?


Yes, he can.

Can she ...?

Can they ...?

Lesson Three Song


1 Listen, point and repeat. 29



behind



in front of



next to



between

2 Listen and sing. 30

3 Sing and do.

Where is my teddy bear?

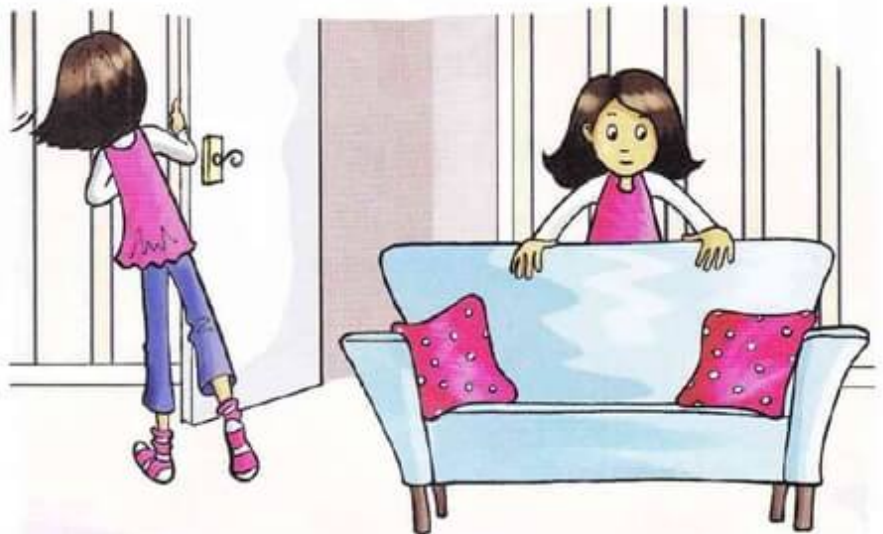
Where is my teddy bear?
Where is he?
Where is my teddy bear?
I can't find him anywhere!

Look behind the bedroom door.
Is he hiding there?
Look behind the bedroom door.
I can't find him anywhere!


Look in front of the sofa.
Is he hiding there?
Look in front of the sofa.
I can't find him anywhere!

Look between the bed and chair.
Is he hiding there?
Look between the bed and chair.
I can't find him anywhere!

Look next to the big toy box.
Is he hiding there?
Look next to the big toy box.
Yes, my teddy's hiding there!



1 Listen, point and repeat.  31



2 Listen and chant.  32

A **o**t, **o**t, **o**t
Is in a **o**n, **o**n, **o**n.

A **o**j, **o**j, **o**j
Is by my **o**d, **o**d, **o**d.


A **o**j, **o**j, **o**j
Is in the **o**n, **o**n, **o**n.

A **o**j, **o**j, **o**j
Has got a **o**p, **o**p, **o**p.

A **o**n, **o**n, **o**n
Is on the **o**d, **o**d, **o**d.




3 Read the chant again. Circle the middle sounds *a, e, i, o* and *u*.

4 Listen and circle the middle sound.  33

1 	2 	3 	4 	5 	6 
a <u>e</u> i	o u e	i a u	u e i	u o i	e i a

Reading

- 1 Look at the pictures. What colour are the bikes?
- 2 Listen and read.  34

Bikes for all the family

Children's bikes

Adult bikes






This is a perfect bike for a girl aged 5–9. It's pink and purple. It's got two seats – one for the girl and a seat behind for a doll. This bike is fast and fun.

This bike is black and orange and has got big wheels. It's a good bike for children aged 7–10. You can ride this bike on grass or sand – so take it to the park or beach.




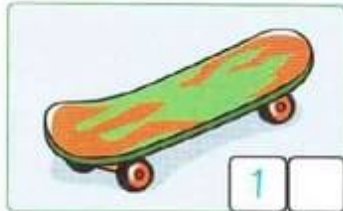
This bike is perfect for very young children aged 2–4. It's got three wheels, one big and two small. It's red, yellow and green.

- 3 Read again. Tick (✓).

				
1	This bike has got two seats.	✓		
2	This bike has got three wheels.			✓
3	You can ride this bike at the beach.		✓	
4	You can ride this bike with a doll.	✓		
5	This bike is for little children.			✓
6	This bike is orange and black.		✓	

Listening

1 Listen and number.  35



Speaking

2 Point, ask and answer.

in front of behind next to between



Where's the skateboard?

It's in front of the table.

Where are the ...?

They're ...

Writing

3 Read. Circle the vowels at the start of the words. Write **a** or **an**.

This is **an** apple. It's **a** blue doll.

- 1 It is an orange bike.
- 2 This is a skateboard.
- 3 She has got an umbrella.
- 4 I've got a banana.

Remember!

a, e, i, o, u
We are vowels
And we help you.

Complete the writing exercises on page 25 of Workbook 2.



Review 1



1 Circle the odd one out. Write.

- | | | | | | |
|---|--------|----------|------------|---------|------------|
| 1 | tables | pegs | skateboard | chairs | skateboard |
| 2 | hot | computer | cold | happy | computer |
| 3 | behind | next to | between | thirsty | thirsty |
| 4 | hungry | poster | picture | drawers | hungry |
| 5 | tired | scared | cupboard | sad | cupboard |

2 Look and match. Ask and answer.



- | | | |
|---------------------|---|--------------------------------|
| 1 Where's the bird? | e | a He's behind Rosy. |
| 2 Where's Rosy? | d | b It's next to the box. |
| 3 Where's Billy? | a | c He's in front of Rosy. |
| 4 Where's the ball? | b | d She's between Tim and Billy. |
| 5 Where's Tim? | c | e It's on the slide. |

3 Tick (✓) the picture that contains the sound. student's answer (listening)

1 a	2 e	3 i	4 o	5 u																														
<table border="1"> <tr> <td>a</td> <td></td> <td><input type="checkbox"/></td> </tr> <tr> <td>b</td> <td></td> <td><input checked="" type="checkbox"/></td> </tr> </table>	a		<input type="checkbox"/>	b		<input checked="" type="checkbox"/>	<table border="1"> <tr> <td>a</td> <td></td> <td><input type="checkbox"/></td> </tr> <tr> <td>b</td> <td></td> <td><input type="checkbox"/></td> </tr> </table>	a		<input type="checkbox"/>	b		<input type="checkbox"/>	<table border="1"> <tr> <td>a</td> <td></td> <td><input type="checkbox"/></td> </tr> <tr> <td>b</td> <td></td> <td><input type="checkbox"/></td> </tr> </table>	a		<input type="checkbox"/>	b		<input type="checkbox"/>	<table border="1"> <tr> <td>a</td> <td></td> <td><input type="checkbox"/></td> </tr> <tr> <td>b</td> <td></td> <td><input type="checkbox"/></td> </tr> </table>	a		<input type="checkbox"/>	b		<input type="checkbox"/>	<table border="1"> <tr> <td>a</td> <td></td> <td><input type="checkbox"/></td> </tr> <tr> <td>b</td> <td></td> <td><input type="checkbox"/></td> </tr> </table>	a		<input type="checkbox"/>	b		<input type="checkbox"/>
a		<input type="checkbox"/>																																
b		<input checked="" type="checkbox"/>																																
a		<input type="checkbox"/>																																
b		<input type="checkbox"/>																																
a		<input type="checkbox"/>																																
b		<input type="checkbox"/>																																
a		<input type="checkbox"/>																																
b		<input type="checkbox"/>																																
a		<input type="checkbox"/>																																
b		<input type="checkbox"/>																																




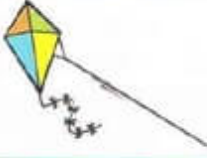



4 Write.

ride play fly

Alex and Ruby are brother and sister.

- 1 Alex can ride a bike. 2 He can play football.
 3 But he can't ride a horse. 4 Ruby can fly a kite.
 5 She can play tennis. 6 But she can't ride a bike.

5 Tick (✓) or cross (X).

					
 Alex	✓	✓	X		
 Ruby	X			✓	✓

6 Ask and answer.

Can Alex ride a bike?

Yes, he can.

Can Ruby ...?

7 Read and colour.

My work in Units 1, 2 and 3 is



OK



Good




Excellent

4

Have you got a milkshake?

Lesson One Words

1 Listen, point and repeat. 36



salad

fries

pizza

2 Listen and chant. 37




milkshake

cheese sandwich

chicken

3 Listen and read. 38



- 1 Listen to the story again and repeat. Act.
- 2 Look and say.

Let's learn!



Have you got a milkshake?
Yes, I have.



Have you got fries?
No, I haven't.



Has he got a cheese sandwich?
Yes, he has.



Has she got a pizza?
No, she hasn't.

3 Write.

Yes, I have. No, I haven't.

1 Have you got a milkshake?



Yes, I have.

2 Have you got a salad?

No, I haven't.

4 Look, ask and answer.

Yes, he has. No, he hasn't. Yes, she has. No, she hasn't.



1 Has he got a cheese sandwich?

No, he hasn't.

2 Has he got salad?

Yes, he has.

3 Has she got a milkshake?

Yes, she has.

4 Has she got chicken?

No, she hasn't.

5 Has he got fries?

No, he hasn't.

Lesson Three Song

1 Listen, point and repeat.  39

10

ten

20

twenty

30

thirty

40

forty

50

fifty

60

sixty

70

seventy

80

eighty

90


ninety

100

one hundred

2 Listen and sing.  40

3 Sing and do.




Let's count to one hundred!


Let's count to one hundred.
It's time to start.
10, 20, 30 ...
Yes, good start!

Let's count to one hundred.
It's easy to do.
40, 50, 60 ...
Yes, clever you!

Let's count to one hundred.
It's easy if you try.
70, 80 ...
The numbers are high.

Let's count to one hundred.
Now we are done.
90, 100.
Counting is fun!

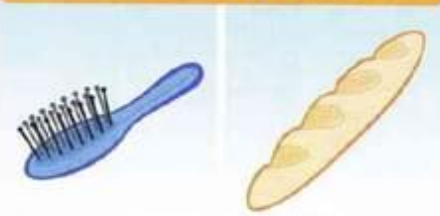


1 Listen, point and repeat.  41

gr
grass grapes



br
brush bread



fr
frog frisbee



2 Listen and chant.  42

There are **gr**apes and **br**ead,
And juice in a **gr**ass.

frends together,
In the **gr**een, **br**een **gr**ass.

Play with a **fr**isbee,
Play football.


The **fr**ends have fun
with a big, **br**own ball.



3 Read the chant again. Circle the sounds *gr*, *br* and *fr*.

4 Listen and complete the words.  43

gr **br** **fr**



grapes




___ own



___ een



___ og



___ isbee





___ ush



Reading

1 Look at the pictures and say the food words.



2 Listen and read.  44

 One pizza and one banana milkshake, please.
 We haven't got much food now. Sorry, it's late.






 Have you got tomatoes?
 No, sorry. We haven't got tomatoes now.






 Have you got chicken? Or what about olives?
 No, we haven't got chicken. And we haven't got olives. You're too late.





 Oh no! And my milkshake?
 Have you got bananas?
 Yes, we've got lots of bananas.



 Oh good! One banana milkshake and one banana pizza, please!
 A banana pizza?! Are you sure?
 Yes, please.









 Look! I've got a banana pizza!
 It's my new favourite!

3 Tick (✓) the food they have got. Cross (X) the food they haven't got.

chicken bananas tomatoes pizza milkshake

Listening

1 Listen and write Yes or No.  45

 apples	1	Yes	 bananas	2	_____
 grapes	3	_____	 pears	4	_____
 figs	5	_____	 oranges	6	_____

Speaking

2 Point, ask and answer.

apples bananas grapes pears figs oranges



Have you got apples?
Yes, we have.

Have you got ...?
No, we haven't.

Writing

3 Write a question mark or a full stop.

Have you got a sandwich ? Yes, we have .

- | | | | |
|-----------------------|--------------------------|------------------------|--------------------------|
| 1 Has he got an apple | <input type="checkbox"/> | 2 She's got an orange | <input type="checkbox"/> |
| 3 We like fruit | <input type="checkbox"/> | 4 Do you like figs | <input type="checkbox"/> |
| 5 Can you ride a bike | <input type="checkbox"/> | 6 I can't ride a horse | <input type="checkbox"/> |

Complete the writing exercises on page 33 of Workbook 2.



5

We've got English!

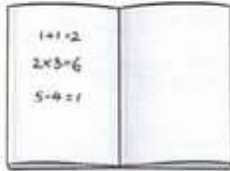
Lesson One Words

1 Listen, point and repeat. 46

2 Listen and chant. 47



art



maths



English



science



PE



music

3 Listen and read. 48

1

What have we got on Monday?

English	Maths	PE
Art	PE	

We've got English. Then we've got maths.

2

When have we got PE?

THURSDAY	
PE	

We've got PE on Thursday. Oh good!

3 On Thursday

Don't forget these.

Oh yes. Our PE bags.

4

It's time for football. Put on your PE clothes now.

5

Oh no! This is Rosy's bag. I can't wear these clothes. I can't play football now!

6

You can wear their clothes, Tim.

Thank you very much!

- 1 Listen to the story again and repeat. Act.
- 2 Look and say.

Let's learn!



MONDAY
English



What have we got on Monday?
We've got English.

THURSDAY
PE



When have we got PE?
We've got PE on Thursday.



These are our PE bags.



You can wear their clothes.

3 Write.

our their



These are our bags.



Those are their bags.



These are our T-shirts.



Those are their T-shirts.

4 Point, ask and answer.

	Monday	Tuesday	Wednesday	Thursday
9:00	maths	science	art	music

What have we got on Tuesday?


We've got ...

When have we got ...?

We've got ... on ...

Lesson Three Song

1 Listen, point and repeat. 49



2 Listen and sing. 50

3 Sing and do.



At our school. At our school. At our school.

At our school

In the playground
We have lots of fun.
We play, we talk,
We jump, we run.

On the sports field
We do PE.
We play sports together,
You and me.

At our school ...


In the art room
We paint and draw.
We put our pictures
On the walls.

At our school ...

In the computer room
We look and hear.
We put the headphones
On our ears.

At our school ...



1 Listen, point and repeat.  51

dr

drum

dress



tr

truck

tree




cr

crayon

crab




2 Listen and chant.  52

A **tr**ain and a **tr**uck,
A **cr**ab and a **dr**um.
I **dr**aw with my **cr**ayons,
And I have fun.

A girl in a **dr**ess,
A bird in a tree.
Get your **cr**ayons,
And **dr**aw with me.



3 Read the chant again. Circle the sounds *dr*, *tr* and *cr*.

4 Listen to the sounds and join the letters.  53

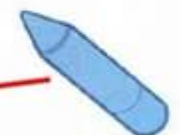
What has the boy got?




dr dr cr dr cr dr tr

tr cr dr tr tr cr dr

cr tr tr cr dr tr cr



Reading

- 1 Look at the picture. What school subjects can you see?
- 2 Listen and read.  54

Our Computer Room

At our school we've got a big computer room. We've got 12 computers in the room, one for every pupil. The computers have got headphones, so the pupils can listen and speak.

In the computer room, the pupils can study English, music, maths and science. They do art here too; they can draw and colour pictures with the computer. The computers also help the pupils to read and write.

In Primary 2, the children come to the computer room every Tuesday and Thursday. Everyone likes these lessons.



- 3 Read again. Circle the false word and write the correct word.

1 We've got a small computer room.

2 We've got 18 computers.

3 The pupils can listen and eat.

4 The computers help the pupils to run and write.

5 The children come every Tuesday and Wednesday.

big


12

speak

read

Thursday

Listening

1 Listen and number.  55

Speaking

2 Point, ask and answer about your school.

on the sports field in the classroom in the art room in the computer room

football nets whiteboard crayons computers

What have we got in the art room?

We've got ...

Writing

3 Circle the capital letters at the start of the days of the week.

We've got maths on **T**uesday.

1 What have we got on **W**ednesday?

2 We go to the computer room on **T**hursday.

3 We've got art on **M**onday.

4 Have we got PE on **T**uesday?

Complete the writing exercises on page 39 of Workbook 2.



6

Let's play after school!

Lesson One Words

1 Listen, point and repeat. 56



help my
mum



do my
homework



visit my
grandma



go
swimming



have a
music
lesson



watch TV

3 Listen and read. 58



- 1 Listen to the story again and repeat. Act.
- 2 Look and say.

Let's learn!



I **visit** my grandma every Tuesday.



I **don't have** a music lesson.



I **go swimming** every Thursday.



I **don't watch** TV.

3 Write.

watch go visit do have help



I have a music lesson.



I do my homework.



I go swimming.



I watch TV.



I help my dad.



I visit my grandma.

4 Point and say.

Monday



Monday.

Tuesday



I visit my grandma. I don't go swimming.

Wednesday



Thursday



Lesson Three Song

1 Listen, point and repeat. 59



listen to music



play with friends



read a book



write an email

2 Listen and sing. 60

3 Sing and do.

After school


After school,
There's a lot to do.
Things on my own,
And things with you.

I do my homework,
I help my mum.
Then I play with friends,
And we have fun.

After school ...

I write an email,
I read a book.
I listen to music,
I help to cook.

After school ...



1 Listen, point and repeat. 61

fl

flower

flat



pl

plum

plate



bl

blanket

blue



2 Listen and chant. 62

Plums on a plate,
Plums on a plate.
Blue plums, black plums,
Plums on a plate.
A blanket on a bed,
A blanket on a bed.
There's a pretty flower
On the blanket on the bed.



3 Read the chant again. Circle the sounds *fl*, *pl* and *bl*. pl


4 Listen and complete the words. 63

fl

pl

bl

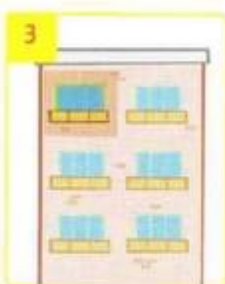
pl



plate



blue



flat



flower



blanket



plum

Reading

- 1 Look at the pictures. Say what the children do.
- 2 Listen and read.  64

What do they do after school?



My name's Max. After school, I do my homework. Then I go to the park. I play football with my friends. Then I watch TV.



I'm Julia. I love art. After school, I draw and paint pictures. Then I write stories. I put the stories and pictures on my bedroom wall.



I'm Luke. After school, I help my mum and dad. Then I listen to my CDs. I sing the songs. I really like music.

My name's Sara. I like sport. I go swimming every Monday. I play tennis with my brother every Tuesday. And every Thursday I skate in the park with my sister.




3 Read again. Who does each activity?

M = Max, J = Julia, L = Luke, S = Sara.

- | | | | |
|------------------|--------------|---------------------|--------------|
| 1 go to the park | <u> M </u> | 2 write stories | <u> J </u> |
| 3 go swimming | <u> S </u> | 4 draw | <u> J </u> |
| 5 listen to CDs | <u> L </u> | 6 help mum and dad | <u> L </u> |
| 7 play football | <u> M </u> | 8 skate in the park | <u> S </u> |

Listening

1 Listen and tick (✓) or cross (X).  65

Speaking

2 Look and say.

go swimming read a book have a music lesson ride a bike
listen to music do homework play football write an email

Number 1.

I read a book. I don't ride a bike.

Number 2.

I ...

Writing

3 Circle the verbs.

I ride my bike. I play football.1 I play tennis.2 I skate in the park.3 I ride a horse.4 I visit my cousin.5 I listen to music.6 I do my homework.

Remember!

Verbs are doing words.

Complete the writing exercises on page 45 of Workbook 2.




Review 2



1 Circle the odd one out. Write.

- | | | | | | |
|---|---------|-----------|--------|-------------|---------|
| 1 | maths | milkshake | fries | pizza | maths |
| 2 | science | salad | PE | art | salad |
| 3 | forty | English | eighty | one hundred | English |
| 4 | play | help | visit | seventy | seventy |
| 5 | read | music | maths | English | read |

2 Look and match.



- | | | |
|------------------------------------|---|-------------------|
| 1 Has the giraffe got a long neck? | c | a Yes, he has. |
| 2 Has it got two legs? | f | b Yes, she has. |
| 3 Has the boy got black hair? | a | c Yes, it has. |
| 4 Has he got fries? | e | d No, she hasn't. |
| 5 Has the girl got long hair? | b | e No, he hasn't. |
| 6 Has she got a pizza? | d | f No, it hasn't. |

3 Ask and answer.

Has the giraffe got a long neck?

Yes, it has.

Has ... ?



4 Tick (✓) the two pictures that start with the same sound. Write the letters.

1     gr

2     pl

3     dr

4     fl

5 Look and circle.

Monday	Tuesday	Wednesday	Thursday	Friday	Saturday	Sunday
						

- 1 I go swimming on Wednesday / Thursday.
- 2 I watch TV on Friday / Tuesday.
- 3 I don't listen to music on Monday / Saturday.
- 4 I visit my grandma on Friday / Tuesday.
- 5 I don't play football on Tuesday / Sunday.
- 6 I help my mum on Wednesday / Sunday.

6 Read and colour.

My work in Units 4, 5 and 6 is

 **OK**   **Good**    **Excellent**

7 Let's buy presents!

Lesson One Words


1 Listen, point and repeat. 66



chocolate



sweets



balloon



present



cake



card

3 Listen and read. 68



- 1 Listen to the story again and repeat. Act.
- 2 Look and say.

Let's learn!



What **do** you like?
I **like** balloons.



I **don't like** sweets.



What **does** he like?
He **likes** chocolate.



He **doesn't like** balloons.

3 Write.

likes doesn't like like don't like

I like sweets.



He likes sweets.

I don't like balloons.



He doesn't like balloons.

I like presents.



She likes presents.

I don't like cake.



She doesn't like cake.

4 Point, ask and answer.

What does he like?

He likes sweets.

What does she like?


She likes ...

Lesson Three Song

1 Listen, point and repeat. 69



neighbour



pastries



nuts



tie

2 Listen and sing. 70

3 Sing and do.


Our neighbours

Our neighbours are very kind.
They are Mr and Mrs Guss.
Mr Guss says, 'My dear friends,
Come and have lunch with us'.

Let's buy a present for Mr Guss.
What can we buy?
He likes pastries. He likes nuts.
Or let's buy a tie.



Let's buy a present for Mrs Guss.
What can we take?
She likes chocolate. She likes fruit.
Or let's take a cake.

Our neighbours are very kind.
They are Mr and Mrs Guss.
Mr Guss says, 'My dear friends,
Come and have lunch with us'.



1 Listen, point and repeat. 71

cl

cloud	clock
	

gl

gloves	glue
	

sl

slide	slippers
	

2 Listen and chant. 72

I take off my **sl**ippers,
 I go outside.
 I put on my **gl**oves,
 And I play on the slide.
 I look at the **cl**ock,
 I see **cl**ouds in the sky.
 Time to take off my **gl**oves,
 Time to say, 'Goodbye'.



3 Read the chant again. Circle the sounds **cl**, **gl** and **sl**.

4 Listen to the sounds and join the letters. 73

What has the girl got?



sl cl cl gl gl cl gl




gl gl sl cl sl sl sl



cl sl gl sl cl gl cl



Reading

- 1 Look at the pictures. Who is the card for? 2 Listen and read.  74

Make a card for your mum!

- 1 Cut a rectangle of card. Fold it in half.



- 2 Think about your mum. What does she like? Does she like animals? Does she like sport? Or does she like flowers?



- 3 Draw and colour a picture on the front of the card.



- 4 Now open the card. Draw a picture of you with a big smile.



- 5 Write in the card, *Dear Mum, Thank you for everything you do for me.* Then write your name.




- 6 Give the card to your mum.



- 3 Read again. Circle the correct word.

- 1 Draw a picture on the front of the ~~cake~~ / card.
- 2 Now ~~close~~ / open the card.
- 3 Draw a picture of ~~Grandpa~~ / you.
- 4 Now write / ~~talk~~ on the card.
- 5 Give the card to your mum / ~~dad~~.

Listening

1 Listen and match.  75



Harry b



Anna



Peter



Kim



Speaking

2 Point, ask and answer.

tennis art chocolate animals

What does he like?

He likes tennis.

What does she like?

She likes ...

Writing

3 Look and write the long form.

don't = do not

doesn't = does not

1 He doesn't like sweets.

He does not like sweets.

2 She doesn't like balloons.

She does not like balloons.

3 I don't like bananas.

I do not like bananas.

4 He doesn't like oranges.

He does not like oranges.

5 I don't like snakes.

I do not like snakes.

6 She doesn't like fish.

She does not like fish.

Complete the writing exercises on page 53 of Workbook 2.



8

What's the time?

Lesson One Words

1 Listen, point and repeat. 76

2 Listen and chant. 77



get up



have
breakfast



go to
school



go
home



have
dinner



go to
bed

3 Listen and read. 78

1

Let's listen to music.

Sorry, we can't. My dad's asleep.

2

Asleep?

Yes. He's a doctor. He works at night.

3

He goes to bed at eleven o'clock in the morning. He gets up at seven o'clock.

4

Hello girls. What's the time?

It's seven o'clock.

5

Can we listen to music now?

Sorry, we can't. My brother has dinner at seven o'clock. Then he goes to bed.

6

Girls. You can listen to music. Put on these headphones.

Thanks, Mum!

1 Listen to the story again and repeat. Act.

2 Look and say.

Let's learn!



What's the time?
It's seven o'clock.



He gets up
at six o'clock.



She goes to bed
at nine o'clock.



He has dinner
at seven o'clock.

3 Write. Draw the time on the clocks.

has breakfast

gets up

goes to bed

goes to school



He gets up
at six o'clock.



He has
breakfast
at seven o'clock.



He goes to
school
at eight o'clock.



He goes to
bed
at nine o'clock.

4 Point, ask and answer.



What's the time?

It's ... o'clock.

Lesson Three Song

1 Listen, point and repeat.  79



in the morning



in the afternoon



in the evening



at night

2 Listen and sing.  80

3 Sing and do.

What do you do in the morning?



What do you do? What do you do?
What do you do in the morning?

I get up.
I have my breakfast.
I go to school.

That's what I do. That's what I do.
That's what I do in the morning.



What do you do? What do you do?
What do you do in the evening?

I do my homework.
I have my dinner.
I play with my toys.
That's what I do ...
... in the evening.

What do you do? What do you do?
What do you do in the afternoon?

I have my lunch.
I learn at school.
I go home.


That's what I do ...
... in the afternoon.




What do you do? What do you do?
What do you do at night?

I say goodnight.
I brush my teeth.
I go to bed.
That's what I do ...
... at night.



1 Listen, point and repeat.  81

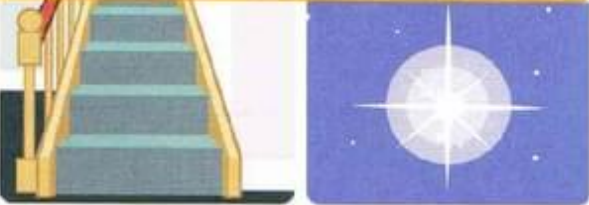
sm smile small



sn snow snake



st stairs star



sk sky skates




2 Listen and chant.  82

Look at the **sm** **sn**
 In the **sn**ow.
 A **sn**ake with a **sm**ile.
 Watch it go.

 Look at the **st**ars
 In the night **sk**y.
 It's time for bed, **sn**ake.
 Say, 'Goodbye'.



3 Read the chant again. Circle the sounds *sm*, *sn*, *st* and *sk*.

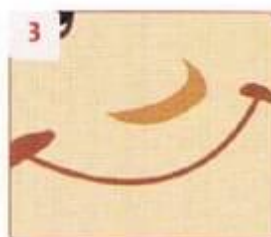
4 Listen and circle the correct sound.  83



sm sn **st**



sm st sk



sm sn st



sm sn sk



sn st sk

Reading

1 Look at the pictures. Say what the girl and her mum do.

2 Listen and read.  84

My name's Ruby. This is my day.

And this is my mum's day.

My day.

In the morning, I get up at seven o'clock.



I get dressed. I have breakfast - cereal, bread and milk. Then I go to school at eight o'clock.



I go to school by bus. I take my coat, my school bag and my lunch box. Our school bus is blue.



My mum's day.

My mum's a doctor. She starts work at six o'clock, so I don't see her in the morning.



She goes home at two o'clock and she cooks dinner. I see my mum in the afternoon and the evening.



3 Read again. Circle the false word and write the correct word.

1 Ruby gets up at eight o'clock.

seven

2 She goes to school in the evening.

morning

3 Her school bus is yellow.

blue

4 Ruby's mum is a teacher.

doctor

5 Ruby's mum goes home at five o'clock.

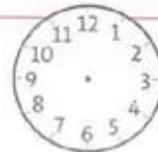
two

Listening

1 Listen and draw the time.  85



My dad works at night!



Speaking

2 Look and say.

goes to bed has breakfast has lunch gets up goes to work

It's ten o'clock at night.

He ...

Writing

3 Circle *What* and underline *When*. Draw a square around *Where*.

What do you do in the morning?

I have my breakfast.

When do you get up?

I get up at seven o'clock.

Where do you go?

I go to school.

1 Where's my school bag?

It's under the chair.

2 What do you do at night?

I go to bed.

3 What's her name?

Her name's Rosy.

4 When have we got maths?

We've got maths on Tuesday.

5 When do you have dinner?

I have dinner at six o'clock.

6 Where's your brother?

He's in his bedroom.

Complete the writing exercises on page 59 of Workbook 2.



9

Where does she work?

Lesson One Words

1 Listen, point and repeat. 86



hospital



school



airport



police station



fire station



shop

3 Listen and read. 88



- 1 Listen to the story again and repeat. Act.
- 2 Look and say.

Let's learn!



Where **does** he work?
He works in a police station.



Does your mum work in an airport?
No, she **doesn't**.

Does she work in a shop?
Yes, she **does**.

3 Write.

Yes, she does. No, she doesn't. Yes, he does. No, he doesn't.




1 Does he work in a hospital?
No, he doesn't.



2 Does she work in a shop?
No, she doesn't.



3 Does he work in an airport?
No, he doesn't.



4 Does she work in a school?
Yes, she does.



5 Does he work in a fire station?
Yes, he does.



6 Does she work in a police station?
No, she doesn't.

4 Point, ask and answer.

Where does he work?

He works in a ...

Where does she work?

She ...


Lesson Three Song

1 Listen, point and repeat. 89



2 Listen and sing. 90

3 Sing and do.



Places to go

Places to go, things to see,
Out and about, my mum and me.

We go to the bank,
We go to the park.
We go to the zoo
Until it is dark.

Places to go, things to see,
Out and about, my mum and me.

We go to the shops,
Or a supermarket.
We put our shopping
In a basket.

Places to go, things to see,
Out and about, my mum and me.

We go to the airport,
We see some planes.
We go to the station
And see some trains.

Places to go, things to see,
Out and about, my mum and me.



1 Listen, point and repeat. 91

Magic e
makes the
vowel long!



2 Listen and chant. 92

Open the gate
The gate gate gate

See the lake
The lake lake lake

A smile on your face
Your face face face

Here is a cake
A cake cake cake



3 Read the chant again. Circle the sound a_e.

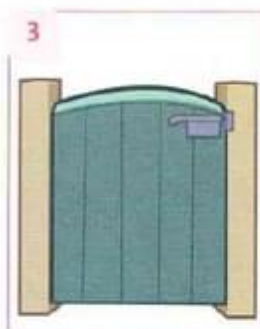
4 Listen and complete the words. 93



cake




__ a _ e



_ a _ e




_ a _ e



_ a _ e

Reading

- 1 Look at the picture. Where does she work? What animals can you see?
- 2 Listen and read.  94

She works at a zoo!

I'm at the zoo with Molly. Molly works at the zoo. She looks after the big animals: elephants, giraffes, lions and tigers.

Molly says,

"My favourite animals are the elephants. At the moment we've got six elephants at the zoo. Two of the elephants are babies. They're very cute."



Molly gets up every day at six o'clock. She starts work at seven o'clock. First she feeds the lions and tigers. They eat meat. Then she feeds the giraffes and the elephants. They eat vegetables. All the animals drink water. Molly says,

"I go home at three o'clock. I'm always happy as I love my job!"



- 3 Read again. Circle the false word and write the correct word.

1 Molly works at a station.

zoo

2 Her favourite animals are the tigers.

elephants

3 There are four elephants at the zoo.

six

4 Molly gets up at nine o'clock.

six

5 The lions eat salad.

meat

6 The animals drink juice.

water

Listening

1 Listen and circle the correct word. 95



- 1 Peter looks after the **big / little** animals.
- 2 His favourite animals are the **lions / parrots / monkeys**.
- 3 There are **23 / 32 / 17** monkeys at the zoo.
- 4 There are **five / four / seven** parrots at the zoo.
- 5 Fred is **blue and green / black and white / yellow and pink**.
- 6 Fred can **write / read / talk**.

Speaking

2 Ask and answer.

What are Peter's favourite animals?

They're monkeys.

How many monkeys are there?

There are ...

Writing

3 Circle the commas. Underline *and*.

She looks after elephants, giraffes, lions and tigers.

1 For breakfast I eat bread, cheese and yogurt.

2 In my room there is a bed, a cupboard, a rug and a chair.

3 I like lions, tigers, monkeys and zebras.

4 In my lunch box I've got a sandwich, a drink, an apple and a biscuit.

Complete the writing exercises on page 65 of Workbook 2.



Review 3

1 Circle the odd one out. Write.

- 1 night hospital school airport night
- 2 morning shop afternoon evening shop
- 3 chocolate bank sweets cake bank
- 4 get up go to school go home balloon balloon
- 5 zoo police station nuts train station nuts

2 Read and circle.



- 1 My name is Dora. I like / likes balloons.
- 2 I ~~doesn't like~~ / don't like nuts or sweets.
- 3 This is my brother, Henry. He ~~doesn't like~~ / don't like chocolate or cakes.
- 4 He ~~like~~ / likes bananas and nuts.
- 5 My mum really likes / like nuts and pastries.
- 6 She ~~doesn't like~~ / don't like balloons.

3 Ask and answer.

What does Dora like?

She likes ...

What does Henry like?

What does Dora's mum like?

4 Look and match.



- 1 She goes to school at
- 2 She goes to bed at
- 3 She goes home at
- 4 She has breakfast at

- c
- b
- d
- a

- a seven o'clock in the morning.
- b nine o'clock at night.
- c eight o'clock in the morning.
- d three o'clock in the afternoon.

5 Say and point.

She goes to school at eight o'clock in the morning.

She ...

6 Look and circle the beginning sound.



cl gl sl



sm sn st



cl gl sl



sn st sk



cl gl sl



sm sn st

7 Read and colour.

My work in Units 7, 8 and 9 is



OK



Good



Excellent

10

It's hot today!

Lesson One Words

1 Listen, point and repeat. 96

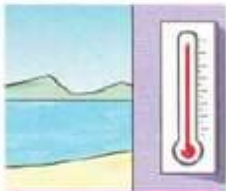
2 Listen and chant. 97



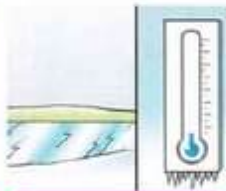
raining



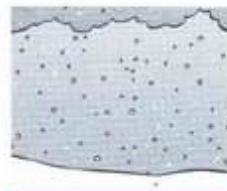
windy



hot



cold



snowing



sunny

3 Listen and read. 98



1 Listen to the story again and repeat. Act.

2 Look and say.

Let's learn!



What's the weather like?
It's windy.



It's raining.



Put on
your sun hat.



Don't put on
your coat.

3 Write.

Put on

Don't put on

~~Open~~

Don't open



Open
the window.



Don't put on
your coat.



Don't open
the window.



Put on
your hat.

4 Point, ask and answer.

raining windy hot cold snowing sunny



What's the weather like?

It's ...

Lesson Three Song

1 Listen, point and repeat. 99



fly a kite



make a snowman



wear coats



go outside

2 Listen and sing. 100 3 Sing and do.

What's the weather like today?

What's the weather, what's the weather,
What's the weather like today?
Is it cold or is it sunny?
Can we go outside to play?

When it's windy, when it's windy,
We go outside, we fly our kite.
The kite goes high up in the sky
And we play until it's night.

When it's snowing, when it's snowing,
We make a snowman in the snow.
We wear our coats and play together,
Until it's time to go.

When it's sunny, when it's sunny,
We wear our hats and go outside.
We play together at the park,
And have a fun time on the slide.

What's the weather, what's the weather ...



1 Listen, point and repeat. 101



2 Listen and chant. 102



3 Read the chant again. Circle the sound i_e.

4 Listen and complete the words. 103



line

__ i __ e

__ i __ e

__ i __ e

__ i __ e

Reading

- 1 Look at the pictures. What is the weather like?
- 2 Listen and read.  104



Here is the weather ...

It's six o'clock in the morning. Here is the weather news. It's very cold outside. Wear warm coats and hats. Have a nice morning.



Here is the weather at nine o'clock. It's raining now. Don't forget your umbrellas and your raincoats. Don't get wet!



It's two o'clock in the afternoon. The weather now is sunny and hot. Don't forget your sun hats and sunglasses. Have a nice afternoon in the sun.

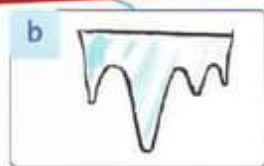


It's seven o'clock and here is the weather. It's very windy outside now. It's a good time to fly a kite. But don't let your hats fly away!



3 Read again. Match.

- 1 six o'clock **b** 2 nine o'clock **c** 3 two o'clock **d** 4 seven o'clock **a**



Listening

1 Listen and tick (✓) the correct picture. 105

1 Monday

2 Wednesday

3 Friday

4 Sunday



Speaking

2 Point, ask and answer.

sunny raining windy cold hot snowing



Monday

Tuesday

Wednesday

Thursday

Friday

Saturday

It's Monday. What's the weather like?

It's ...

Writing

3 Circle the verbs. Underline the adjectives.

He wears his big coat.

1 She opens her yellow umbrella. 2 He eats a hot pizza.

3 I drink a cold milkshake. 4 We play in the small playground.

Remember!

Adjectives are describing words.

Complete the writing exercises on page 73 of Workbook 2.



11

What are you wearing?

Lesson One Words

1 Listen, point and repeat. 106

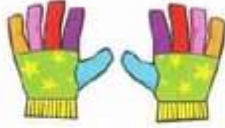
2 Listen and chant. 107



skirt



scarf



gloves



jeans




boots



shirt

3 Listen and read. 108



1 Listen to the story again and repeat. Act.

2 Look and say.


Let's learn!



What **are** you wearing?
I'm wearing
a blue skirt.



What's **he** wearing?
He's wearing
a yellow shirt.



What's **she** wearing?
She's wearing
red trousers.

3 Match and write.

skirt gloves jeans boots shirt

1 What are you wearing?

b

a He's wearing
blue jeans.



2 What's Joe wearing?

a

b I'm wearing
a black _____.



3 What's Milly wearing?

e

c He's wearing
a red shirt.



4 What's Tim wearing?

c

d She's wearing
green gloves.



5 What's Rosy wearing?

d

e She's wearing
brown boots.




4 Ask and answer.

What's Joe wearing?

He's wearing ...

Lesson Three Song

1 Listen, point and repeat.  109



o'clock



quarter past



half past



quarter to

2 Listen and sing.  110

3 Sing and do.

Here comes the train!



On Platform A
Here comes the train.
It's long and red.
Here comes the train.

What's the time? What's the time?
It's three o'clock.



On Platform B
Here comes the train.
It's short and grey.
Here comes the train.

What's the time? What's the time?
It's quarter past three.



On Platform C
Here comes the train.
It's very fast.
It doesn't stop.


What's the time? What's the time?
It's half past three.



On Platform D
Here comes the train.
It's very slow.
And it stops.

What's the time? What's the time?
It's quarter to four.



1 Listen, point and repeat.  111



2 Listen and chant.  112

The dog has got my rope
The dog is on a stone

Hurry up, dog.
I want to go home

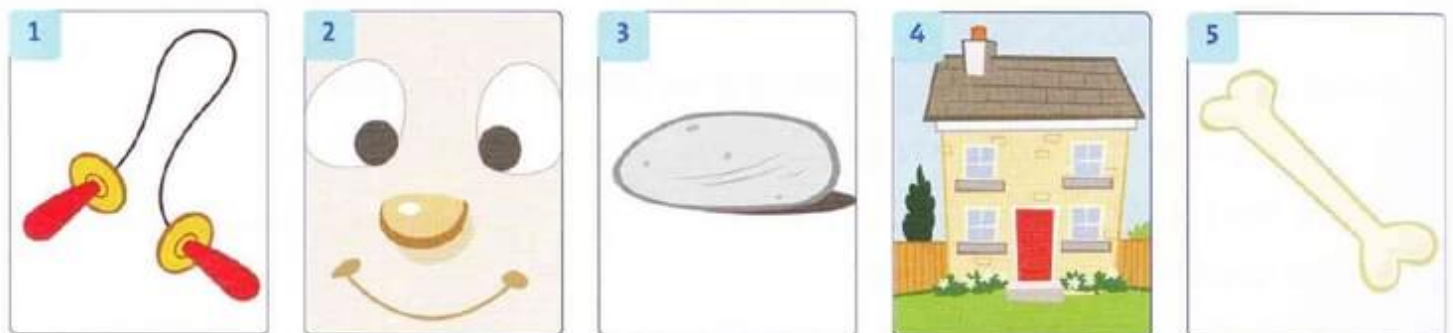
My nose is cold.
Here is a bone

Hurry up, dog.
I want to go home



3 Read the chant again. Circle the sound o_e.

4 Listen and complete the words.  113



rope

__o__e

__o__e

__o__e

__o__e

Reading

1 Look at the pictures. What colour is the coach? What's the time?

2 Listen and read.  114

At the coach station



At the coach station
The coaches pass by.
We look at all the people.
They wave and say 'Hi'.

Here comes my coach.
It's half past two.
It's red and yellow.
It's got pictures on it too.

I look at all the bags,
Some are big, some are small.
I look at all the people,
Some are short, some are tall.

They've got red coats, green coats,
yellow coats, blue.

They've got long hair, short hair
and curly hair too.

We get on the coach,
We go and sit down.
And off goes the coach
To our aunt's seaside town.



3 Read again. Circle the false word and write the correct word.

1 They are at the train station.

2 It's half past nine.

3 The coach is red and green.

4 Some bags are big. Some are short.

5 They go to their grandpa's seaside town.

coach

half past two

yellow

small

aunt's

12

You're sleeping!

Lesson One Words

1 Listen, point and repeat. 🎧 116

2 Listen and chant. 🎧 117



wedding



guests



cake



bride



band



invitation

3 Listen and read. 🎧 118

1

We're watching a video of our wedding.

Can we watch too?

OK.

2

Look. The band is playing music.

And I'm dancing with Dad.

3

Look at Dad. What's he doing?

He's eating the wedding cake.

4

Look at Grandma and Grandpa. They're talking.

5

Look at the little baby. It's you, Milly.

Oh, I'm so little. And now I'm ten!

6

Everyone is singing and talking. And you're sleeping!

1 Listen to the story again and repeat. Act.

2 Look and say.

Let's learn!



What **are** you
doing?
I'm dancing
with Dad.



What **are** you
doing?
We're watching
a video.



What's he
doing?
He's eating
the cake.



What **are** they
doing?
They're talking.

3 Look and circle.



The girl has got a cake / **an invitation.**
She's **reading** / singing it.



Listen to the **band** / wedding.
They're **eating** / **playing** music.



Look at the guests / **bride.**
She's **wearing** / eating a white dress.



Look at the invitations / **guests.**
They're **sleeping** / **talking.**



This is the **wedding cake** / band.
We're **reading** / **eating** it.

Lesson Three Song

1 Listen, point and repeat. 🎧 119



make a cake



wash the car



brush my hair



take photos

2 Listen and sing. 🎧 120 3 Sing and do.


We're getting ready for the wedding!



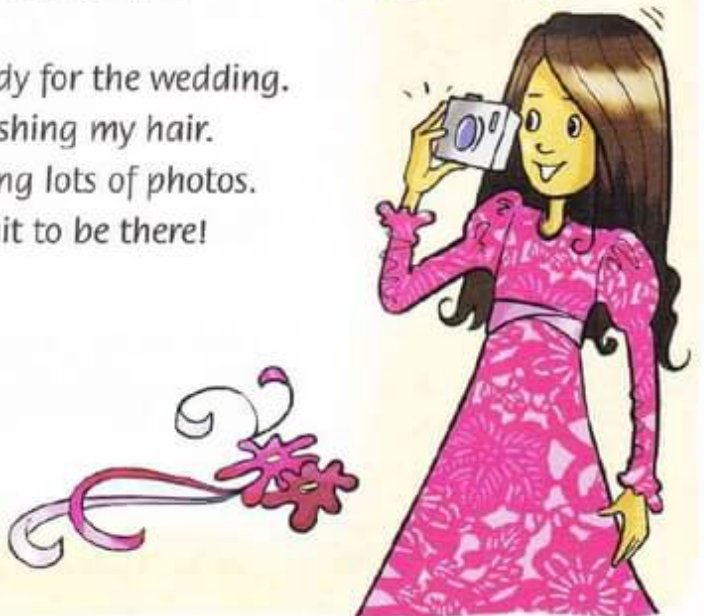
We're getting ready for the wedding.
My cousin is the lovely bride.
I'm wearing a suit,
I'm wearing a tie.
I've got my family by my side!




Mum's making cakes for the wedding.
Dad is washing the car.
My sister is wearing
A big pink dress.
How excited we all are!



We're getting ready for the wedding.
Now I'm brushing my hair.
My sister is taking lots of photos.
We can't wait to be there!



1 Listen, point and repeat.  121

June




flute




tube



cube




2 Listen and chant.  122

This month is June
 And it's my birthday!
 I've got a puzzle cube
 I can play all day.
 I've got a new flute
 For my birthday,
 And a poster in a tube
 What a happy day!



3 Read the chant again. Circle the sound u e.

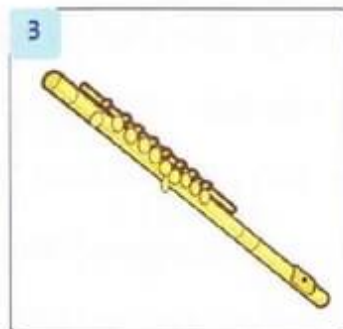
4 Listen and complete the words.  123




t u b e



 u e



 u e



 u e

Reading

1 Look at the pictures. What are they doing?

2 Listen and read.  124

reply

forward

delete

save

Dear Hannah,

How are you? We're very well. We're getting ready for our summer party. All our family and friends are coming. My brother and I are helping Mum and Dad. We're cooking and cleaning the flat together.



Look at this photo. I am with my mum and aunt, Lola. We're choosing party dresses. I like the green and white dress.

Look at this. We all like the yellow invitations with purple letters. They're pretty and fun. What do you think?



And here, we're choosing party cakes. My brother likes the little cakes. I like the big chocolate cake.


I will send photos of the party soon.

Love from Bella

3 Read again. Write.

- 1 Who is Bella helping? She's helping her mum and dad.
- 2 What is her aunt's name? Her name's Lola.
- 3 What colour is Bella's party dress? It's green and white.
- 4 What colour are the invitations? They're yellow and purple.
- 5 What cakes does Bella's brother like? He likes the little cakes.
- 6 What cake does Bella like? She likes the big chocolate cake.

Listening

1 Listen and number.  125

Speaking

2 Point, ask and answer.

eating

dancing

taking photos

drinking

talking



What's he doing?

He's dancing.

What's she ...?

Writing

3 Read and circle *ing*.I'm eat^{ing} my breakfast.1 We're sing^{ing} songs together.2 He's talk^{ing} to his friend.3 They're list^{en}ing to the music.4 She's watch^{ing} the band.5 She's writ^{ing} the invitations.

Complete the writing exercises on page 85 of Workbook 2.



Review 4



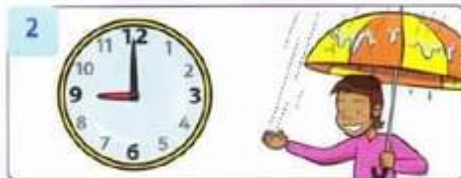
1 Circle the odd one out. Write.

- | | | | | | |
|---|------------|---------|---------|-----------|-------|
| 1 | bride | wedding | guest | jeans | jeans |
| 2 | boots | sunny | shirt | gloves | sunny |
| 3 | band | raining | windy | cold | band |
| 4 | quarter to | scarf | o'clock | half past | scarf |
| 5 | skirt | socks | cake | boots | cake |

2 Write.

o'clock half past quarter to quarter past

hot cold raining snowing windy sunny



It's quarter to eight.
It's cold.

It's nine o'clock.
It's raining.

It's quarter to nine.
It's snowing.



It's half past eleven. It's quarter to four. It's quarter past five.
It's windy. It's sunny. It's hot.

3 Point, ask and answer.

What's the time?

It's ...

What's the weather like?

It's ...

4 Say the word and circle the correct sound.

1  a_e i_e o_e u_e

2  a_e i_e o_e u_e







3  a_e i_e o_e u_e

4  a_e i_e o_e u_e

5  a_e i_e o_e u_e


5 Look and match.



- | | | | | |
|---|---|-------------------|----------------------------|--------------------|
| 1 |  | Is he dancing? | <input type="checkbox"/> c | a No, they aren't. |
| 2 |  | Are they singing? | <input type="checkbox"/> a | b Yes, I am. |
| 3 |  | Is he drinking? | <input type="checkbox"/> f | c Yes, he is. |
| 4 |  | Are you eating? | <input type="checkbox"/> b | d Yes, they are. |
| 5 |  | Is she playing? | <input type="checkbox"/> e | e No, she isn't. |
| 6 |  | Are they talking? | <input type="checkbox"/> d | f No, he isn't. |

6 Read and colour.

My work in Units 10, 11 and 12 is




13

Look at all the animals!

Lesson One Words


1 Listen, point and repeat. 🎧 126




cow




goat



horse



sheep






donkey



goose

2 Listen and chant. 🎧 127

3 Listen and read. 🎧 128




- 1 Listen to the story again and repeat. Act.
- 2 Look and say.

Let's learn!



This cow is **bigger than** that cow.




This sheep is **smaller than** that sheep.

3 Write.

bigger than **smaller than** **taller than** **shorter than**

1



The horse is bigger than the goat.

2




The girl is taller than the boy.

3




The boy is shorter than the girl.

4



The sheep is smaller than the cow.

4 Point and say.



The boy is shorter than the girl.

The girl is ...

The goose is ...

The hen is ...

Lesson Three Song

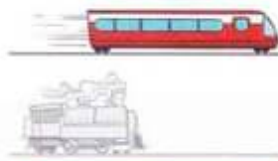
1 Listen, point and repeat. 129



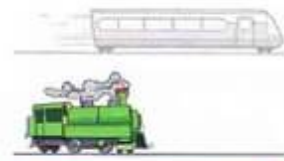
loud



quiet



fast



slow

2 Listen and sing. 130


3 Sing and do.

On the farm

The chick is quiet on the farm.
'Cheep, cheep, cheep,' says the chick.
The chick is quiet on the farm.
'Cheep, cheep, cheep.'

The hen is louder than the chick.
'Cluck, cluck, cluck,' says the hen.
The hen is louder than the chick.
'Cluck, cluck, cluck.'

The goose is louder than the hen.
'Honk! Honk! Honk!' says the goose ...




The cow is slow on the farm.
'Clap, clap,' goes the cow.
The cow is slow on the farm.
'Clap, clap, clap.'

The goat is faster than the cow.
'Clip, clip, clip,' goes the goat ...

The horse is faster than the goat.
'Trot, trot, trot,' goes the horse ...



1 Listen, point and repeat.  131



2 Listen and chant.  132








Look up at the green tree.
 What can you see?
 Two feet and a tail.
 Count them: one, two, three!




What's in the green tree?
 What's hiding there?
 A monkey with a piece of cheese,
 That's what's hiding there!

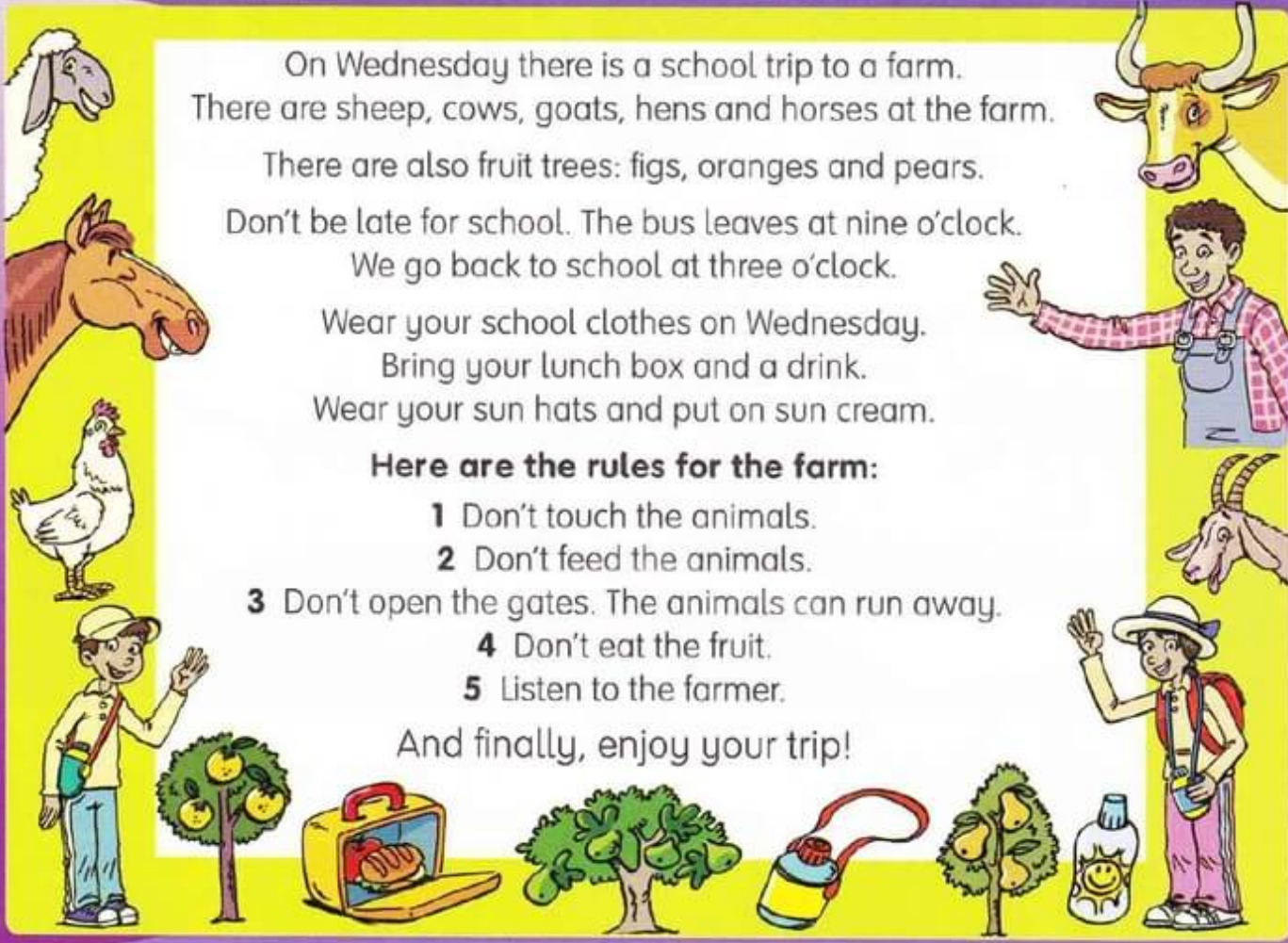
3 Read the chant again. Circle the sound ee.

4 Listen and complete the words.  133

<p>1</p> 	<p>2</p> 	<p>3</p> 	<p>4</p> 	<p>5</p> 
<p><u>g</u>reen</p>	<p>tr<u>ee</u></p>	<p>f<u>ee</u>t</p>	<p><u>chee</u>se</p>	<p>thr<u>ee</u></p>

Reading

- 1 Look at the pictures. Where are the children? What animals can you see?
 2 Listen and read.  134 They're in a farm. There are sheep, cows, goats, hens and horses of the farm.



On Wednesday there is a school trip to a farm.
 There are sheep, cows, goats, hens and horses at the farm.
 There are also fruit trees: figs, oranges and pears.
 Don't be late for school. The bus leaves at nine o'clock.
 We go back to school at three o'clock.
 Wear your school clothes on Wednesday.
 Bring your lunch box and a drink.
 Wear your sun hats and put on sun cream.

Here are the rules for the farm:


- 1 Don't touch the animals.
- 2 Don't feed the animals.
- 3 Don't open the gates. The animals can run away.
- 4 Don't eat the fruit.
- 5 Listen to the farmer.

And finally, enjoy your trip!


- 3 Read again. Circle the correct word.

- 1 The school trip is on Monday / Tuesday / Wednesday.
- 2 The trip is to a zoo / farm / shop.
- 3 There are plum / fig / apple trees.
- 4 They go to the farm at nine / eight / three o'clock.
- 5 They can wear a coat / sun hat / T-shirt.
- 6 They can bring a drink / an ice cream / a toy.

Listening


1 Listen and number.  135

This is my farm.
Please listen to the rules.



Speaking

2 Look and say.

	Open the gate.	X
	Eat your lunch here.	✓
	Wash your hands.	✓
	Feed the animals.	X
	Wear boots.	✓
	Touch the animals.	X

Don't open the gate.

Eat ...

Writing

3 Write *and* to connect the sentences.

This is a cow. This is a goat. This is a cow **and** this is a goat.

- I am seven. My sister is nine. I am seven and my sister is nine.
- There is a sheep. There are chicks.
There is a sheep and there are chicks.
- We play football. They go swimming.
We play football and they go swimming.


Complete the writing exercises on page 93 of Workbook 2.



14

Look at the photos!

Lesson One Words

1 Listen, point and repeat.  136

2 Listen and chant.  137



kind



naughty



wet



dry





fridge



photo

3 Listen and read.  138



1 Listen to the story again and repeat. Act.

2 Look and say.

Let's learn!



I **was** happy.



She **wasn't** wet.



You **were** kind.



They **weren't** sad.

3 Look and circle.



She **was** / were kind.



They **wasn't** / **weren't** wet.



He **was** / were naughty.



You **wasn't** / **weren't** dry.



I **was** / were tired.



She **wasn't** / weren't cold.

4 Point and say.

She was kind.

They ...

Lesson Three Song

1 Listen, point and repeat. 139



tidy



untidy



floor



rubbish

2 Listen and sing. 140

3 Sing and do.

The house was so untidy!



Hello, Mum,
The party was fun.
Everyone was happy,
Each and every one.



But after the party,
Balloons were on the door.
Food was on the table,
And cards were on the floor.

The house was so untidy,
So here is your surprise ...
Open the door,
And open your eyes!




The food is in the fridge,
The rubbish in the bin.
Now the house is tidy,
So come on in!

Thank you!

1 Listen, point and repeat.  141




2 Listen and chant.  142

A lion cub is playing with a cube.
Cub, cub, cub.
Cube, cube, cube.


An orange pip is in a pipe.
Pip, pip, pip.
Pipe, pipe, pipe.

There's tape on the tap on the sink.
Tap, tap, tap.
Tape, tape, tape.



3 Circle the short vowels. Underline the long vowels.

1 Tim 2 cube 3 tap 4 pip 5 tape 6 time 7 cub 8 pipe

4 Listen and circle the correct word.  143



cub / cube


pip / pipe

tap / tape

cub / cube

pip / pipe

Reading

- 1 Look at the pictures. What are the children wearing?
- 2 Listen and read.  144

Our school play

by Katie Evans in Primary 2.

This year, our school play was *Little Red Riding Hood*. The play was in the classroom on Thursday afternoon. Our families were there.

I was the girl. Sidney was the wolf and Zoe was the grandma.

My costume was a big red coat with a hood. Sidney's costume was a big wolf's head. He was very scary.

The play was lots of fun. Our families were happy and proud of us.





We love English. And we love acting English stories. Thank you to our English teacher, Mrs Hope, for all her hard work. And thank you to our families for all their help. Primary 2 was brilliant. Now we are ready for Primary 3.

3 Read again. Circle the false word and write the correct word.

- 1 The play was on Tuesday. Thursday
- 2 The play was in the morning. afternoon
- 3 The play was in the playground. classroom
- 4 Sidney was the cat. wolf
- 5 Katie's costume was blue. red
- 6 Mrs Hope is the art teacher. English

Listening

1 Listen and write T (true) or F (false).  145



Speaking


2 Look and say.

donkey lion birds giraffes

He was a ...

She was a ...

They were ...



Writing

3 Read. Circle *and*. Underline *or*.

I like donkeys and horses. I don't like dogs or cats.

- 1 I don't like tennis or football.
- 2 I like cakes and bananas.
- 3 I can't swim or ride a bike.
- 4 I can skate and ride a horse.
- 5 Today we've got English and maths.
- 6 We haven't got science or PE.

Complete the writing exercises on page 99 of Workbook 2.



15

Well done!

Lesson One Words

1 Listen, point and repeat. 146



man



men



woman



women



child



children

2 Listen and chant. 147

3 Listen and read. 148

1

Tell me about school today. Was it good?

Oh yes. It was great!

2

It was the school prize-giving. We were late.

Hurry up!

3

There weren't any children in the classroom. But there were some teachers.

Where's the prize-giving?

4

The prize-giving was in the playground.

Look! Lots of men, women and children.

5

There was a prize for English.

The prize goes to ...

6

... Rosy and Tim! Well done!

We were the winners! It was a great day!

1 Listen to the story again and repeat. Act.

2 Look and say.

Let's learn!



There **weren't any** children.



There **were some** teachers.

3 Write.


some any



There weren't any men.

There weren't any children.

There were some women.



There were some children.

There weren't any men.

There weren't any women.

4 Point, ask and answer.

man

men

woman

women

child

children



Picture 1. How many men were there?

There were two men.

How many ...?

Lesson Three Song

1 Listen, point and repeat. 149



2 Listen and sing. 150

3 Sing and do.

The race


There was a race.
Go, go, go!
Some children were fast,
And some were slow.


Joe was fourth.
He wasn't very fast.
His bag was very heavy,
So he was last.

Emily was third.
She was faster than Joe.
But she lost her shoe,
So she was a little slow.

Oscar was second.
Just behind Kim.
He was very fast,
But she was faster than him.

Kim was first.
Run, run, run!
What a fast runner.
She was number one!



1 Listen, point and repeat.  151

ng

ring

king

swing



nk

bank

sink

pink



2 Listen and chant.  152

Sing a song while you
swing, swing, swing.


Look at the king with his
ring, ring, ring.

Wash your hands at the
sink, sink, sink.

Now you're thirsty, have a
drink, drink, drink.



3 Read the chant again. Circle the sounds *ng* and *nk*.

4 Listen and complete the words.  153



ri ng



bank _____



swing _____



king _____



pink _____

Reading

1 Look at the pictures. What is the horse doing? 2 Listen and read. 154

Suzy is a fairground horse. She is behind a red horse and in front of a blue horse. She goes round and round every day.



But Suzy isn't happy. "I want to run in the fields," she says. "I want to eat the green grass. I want to be a *real* horse!"

The next day Suzy moves her head. She moves her tail. "Hurrah!" says Suzy. "I'm a real horse now!"



Suzy runs to the field. She eats the green grass. She drinks the fresh water. She is very, very happy.


But that night, Suzy isn't happy. She's cold. She's wet. And she's scared. "I miss my friends," she says. "I miss the red horse and the blue horse."



In the morning, Suzy says goodbye to the green grass. She says goodbye to the fresh water. Suzy goes back to the fairground. "I'm a happy horse," she says. "I can go round and round every day with my friends, the red horse and the blue horse."



Listening

1 Listen and number.  155



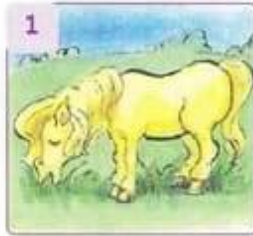
Speaking

2 Point, ask and answer.

drinking running eating

What's Suzy doing?

she's ...



cold happy scared
sad hot brave

Is she sad?

No, she isn't. She's ...



Writing

3 Circle the *ies* endings. Underline the *s* endings.

teddy teddies
lolly lollies

boy boys
monkey monkeys

I've got four teddies.
There aren't any boys here.

1 There are lots of toys in my bedroom.

2 She likes lollies

3 Look at the funny monkeys.

Complete the writing exercises on page 105 of Workbook 2.



Review 5



1 Circle the odd one out. Write.

- 1 cow goat horse man man
- 2 children fridge women men fridge
- 3 kind wet naughty donkey donkey
- 4 photo second fourth first photo
- 5 loud quiet first fast first

2 Look and circle the correct word.



- 1 The girl is taller / shorter than her brother.
- 2 Her coat is smaller / bigger than her brother's coat.
- 3 She is faster / slower than her brother.
- 4 The boy is faster / slower than his sister.

3 Say.

The girl is taller than her brother.

Her coat is ...

4 Tick (✓) the picture that contains the sound.

1 u_e







2 i_e







3 u







4 o_e







5 i







6 o







5 Read and circle the correct word.



- 1 On Wednesday, it was / were our school play.
- 2 The children wasn't / weren't in the classroom.
- 3 They was / were in the playground.
- 4 Our mums and dads was / were there too.
- 5 Our teacher wasn't / weren't sad.
- 6 He was / were very proud of us.
- 7 All the children was / were very happy!

6 Read and colour.

My work in Units 13, 14 and 15 is



OK



Good



Excellent

Grammar reference

Unit 1

This is a computer.

That is a chair.

These are tables.

Those are posters.

Read and tick (✓) or cross (X).

1 These is my bag. x

2 That is a pencil case. ✓

3 This are pictures. x

4 Those are pegs. ✓

Unit 2

We're happy.

They're tired.

Are they hungry? Yes, **they are**.

No, **they aren't**.

Write.

1 Are they happy? Yes, they are.

2 Are they hot? No, they aren't.

Unit 3

I **can** skate.

I **can't** swim.

Can she play tennis? Yes, she **can**.

No, she **can't**.

Order the words.

1 she football play ? Can Can she play football?

2 can Yes, she . Yes, she can.

3 skateboard can't . I I can't skateboard.

Unit 4

Have you **got** a milkshake? Yes, I **have**.

No, I **haven't**.

Has he **got** fries? Yes, he **has**.

No, he **hasn't**.

Write.

1 have you got a sandwich? Yes, I have.

2 had he got a pizza? No, he hasn't.

Unit 5

What have we got on Monday? **We've got** English.
 When have we got PE? **We've got** PE on Thursday.

These are **our** bags.
 These are **their** books.

Order the words.

- 1 maths got When we ? have When have we got maths?
 2 maths We've . on got Tuesday We've got maths on Tuesday.
 3 our are . These T-shirts These are our T-shirts.

Unit 6

I **visit** my grandma. I **have** a music lesson.
 I **don't visit** my grandma. I **don't have** a music lesson.

Write.

- 1 (X) go swimming I don't go swimming.
 2 (✓) help my mum I don't help my mum.
 3 (X) watch TV I don't watch TV.
 4 (✓) do my homework I don't do my homework.

Unit 7

What **do** you like? I **like** balloons. What **does** he like? He **likes** sweets.
 I **don't like** nuts. He **doesn't like** pastries.

Write. What does he like?

- 1 (nuts 😊) He likes nuts. What does he like?
 2 (chocolate 😊) He likes chocolate. What does he like?

Unit 8

What's the time? **It's** seven **o'clock**. She gets up **at** seven o'clock.
 She goes to school **at** eight o'clock.
 He has dinner **at** six o'clock.

Order the words.

- 1 o'clock It's . eleven It's eleven o'clock.
 2 lunch . at has o'clock twelve She She has lunch at twelve o'clock.

Grammar reference

Unit 9 Where **does** he work? He works in an airport.

Does she work in a shop? Yes, she **does**.
No, she **doesn't**.

Write.

- 1 He / police station? Does he work in a police station?
- 2 No, he doesn't.
- 3 She / hospital? Does she work in a hospital?
- 4 Yes, she does.

Unit 10 It's sunny. **Put on** your sun hat.
Don't put on your coat.

Write.

- 1 It's hot. Don't put on your coat.
- 2 It's sunny. Put on your sun hat.
- 3 It's cold. Don't put on your shorts.

Unit 11 What **are** you wearing? **I'm** wearing a blue skirt.
What's he wearing? **He's** wearing red gloves.

Write.

- 1 What are you wearing? I'm wearing jeans.
- 2 What 's he wearing? He's a blue T-shirt.
- 3 What 's she wearing? She's wearing black boots.

Unit 12	What are you doing?	I'm talking.
		We're singing.
	What's he doing?	He's eating a sandwich.
	What are they doing?	They're dancing.

Write.

- 1 What 's she doing? She's reading.
- 2 What are you doing? I'm taking photos.

Unit 13 The sheep is **bigger than** the goat. The boy is **shorter than** the girl.

Write.

- 1 The horse is bigger than the sheep.
The sheep is smaller than the horse.
- 2 The girl is taller than the boy.
The boy is shorter than the girl.

Unit 14 I **was** naughty. You **were** happy.
He **wasn't** sad. They **weren't** cold.

Write.

- 1 (X) I wasn't happy.
- 2 (✓) You were kind.
- 3 (✓) He was brave.
- 4 (X) They weren't hungry.

Unit 15 There **were some** children.
There **weren't any** men.

Write.

- 1 There were some men.
- 2 There weren't any women.
- 3 There weren't any children.
- 4 There were some animals.

OXFORD

UNIVERSITY PRESS

Great Clarendon Street, Oxford OX2 6DP

Oxford University Press is a department of the University of Oxford.
It furthers the University's objective of excellence in research, scholarship,
and education by publishing worldwide in

Oxford New York

Auckland Cape Town Dar es Salaam Hong Kong Karachi

Kuala Lumpur Madrid Melbourne Mexico City Nairobi

New Delhi Shanghai Taipei Toronto

With offices in

Argentina Austria Brazil Chile Czech Republic France Greece

Guatemala Hungary Italy Japan Poland Portugal Singapore

South Korea Switzerland Thailand Turkey Ukraine Vietnam

OXFORD and OXFORD ENGLISH are registered trade marks of
Oxford University Press in the UK and in certain other countries

© Oxford University Press 2009

The moral rights of the author have been asserted

Database right Oxford University Press (maker)

First published 2009

2018 2017 2016 2015 2014

16 15 14 13

No unauthorized photocopying

All rights reserved. No part of this publication may be reproduced,
stored in a retrieval system, or transmitted, in any form or by any means,
without the prior permission in writing of Oxford University Press,
or as expressly permitted by law, or under terms agreed with the appropriate
reprographics rights organization. Enquiries concerning reproduction
outside the scope of the above should be sent to the ELT Rights Department,
Oxford University Press, at the address above

You must not circulate this book in any other binding or cover
and you must impose this same condition on any acquirer

Any websites referred to in this publication are in the public domain and
their addresses are provided by Oxford University Press for information only.
Oxford University Press disclaims any responsibility for the content

ISBN: 978 0 19 481238 4 CLASS BOOK AND MULTROM PACK

ISBN: 978 0 19 481232 2 CLASS BOOK

ISBN: 978 0 19 481223 8 MULTROM

Printed in China

ACKNOWLEDGEMENTS

Cover and title page illustration by: Tomek Giovanis & Christos Skaltas

Illustrations by: Kathy Baxendale pp 18 (handwriting), 58, 59. Andy Catling/
Advocate pp 104, 105. Simon Clare pp 11, 17, 23, 26 (ex 3), 31, 37, 47 (ex 4),
51, 57, 63, 67 (ex 6), 71, 77, 83, 87 (ex 4), 91, 97, 103, 107 (ex 4). Amanda Enright/
Advocate pp 25 (ex 2), 43, 64, 65, 78, 79. Andy Hamilton pp 6 (ex 2), 7, 8 (ex 1),
9 (ex 3 & 4), 10 (ex 1), 14 (ex 1), 15 (ex 3 & 4), 16 (ex 1), 20 (ex 1), 21 (ex 3), 22
(ex 1), 27, 28 (ex 1), 29 (ex 3 & 4), 34 (ex 1), 35 (ex 3 & 4), 36 (ex 1), 40 (ex 1), 41
(ex 3 & 4), 42 (ex 1), 46, 47 (ex 5), 48 (ex 1), 49 (ex 3), 50 (ex 1), 54 (ex 1), 55 (ex
3 & 4), 56 (ex 1), 60 (ex 1), 61 (ex 3), 62 (ex 1), 66, 67 (ex 4), 68 (ex 1), 69 (ex 3 &
4), 70 (ex 1), 74 (ex 1), 76 (ex 1), 80 (ex 1), 81 (ex 3), 82 (ex 1), 86, 87 (ex 5), 88
(ex 1), 89 (ex 3 & 4), 90 (ex 1), 94 (ex 1), 95 (ex 3), 96 (ex 1), 100 (ex 1), 102 (ex 3
& 4), 103 (ex 1), 106, 107 (ex 5). Tomek Giovanis & Christos Skaltas pp 4, 5, 8
(ex 2), 9 (ex 2), 14 (ex 3), 15 (ex 2), 20 (ex 3), 21 (ex 2), 26 (ex 2), 27 (ex 3), 28 (ex
2), 34 (ex 3), 35 (ex 2), 40 (ex 3), 41 (ex 2), 48 (ex 3), 49 (ex 2), 54 (ex 3), 55 (ex 2),
60 (ex 3), 61 (ex 2), 68, (ex 3), 69 (ex 2), 74 (ex 3), 75, 80 (ex 3), 81 (ex 2), 88 (ex
3), 89 (ex 2), 94 (ex 3), 95 (ex 2), 100 (ex 3), 101 (ex 2). Dusan Pavlic/Beehive
Illustration pp 12, 13, 18, 19, 38, 39, 92, 93, 98, 99. Lisa Smith/Sylvie Poggio
pp 32, 33, 72, 73. Jo Taylor/Sylvie Poggio (songs) pp 6, 10, 16, 22, 30, 35, 42,
50, 56, 62, 70, 76, 82, 90, 96, 102.

The Publisher would like to thank the following for their kind permission to use
photographs and other copyright material: Alamy pp 44 (boy with football), Lenscap,
girl painting/Image Source Pink, girl rollerblades/Clare Charleson), 45 (hands
and homework/Imagebroker, CD Player/Oliver Leedham), 53 (boy/Woodystock,
paints/Michael Riccio, sponge animals/Kari Marttila, chocolates/Food Folio:
Dorling Kindersley p 45 (open book); Getty Images pp 44 (boy listening to
music); OUP pp 24 (tricycle), 45 (boy's bike, football, sheet music), 53 (boy/
girl), 58 (girl), 59 (girl); PhotoLibrary.com p 45 (swimming pool/age footstock),
(girl/BlindImages); Punchstock p 45 (computer), 53 (tennis racket); Raleigh
UK p 24 (girl and boy bike).

Commissioned photography by: Chris King pp 52, 84, 85.

We would also like to thank the following for their help: Debenhams Oxford and
The Cake Shop, Oxford Covered Market.