



English Language
Elementary Stage
Fourth Elementary Grade
First Semester

اللغة الإنجليزية
المرحلة الابتدائية
الصف الرابع الابتدائي
الفصل الدراسي الأول

WE CAN!

KSA Edition

1

كتاب الطالب و التمارين
**STUDENT'S BOOK
AND
WORKBOOK**



Mc
Graw
Hill
Education

طبعة ١٤٤٠ / ١٤٤١ هـ
2019/2020 Edition

© Ministry of Education, 2017
King Fahd National Library Cataloging-in-Publication Data

Brewater, Simon

WE CAN 1 : اللغة الانجليزية - المرحلة : 1

Simon / الابتدائية - الصف الرابع الابتدائي - كتاب الطالب والتمارين

Brewater,- Riyadh, 2017

..p; ..cm

ISBN: 978-1-5268-1947-5

1-English language-Curricula I-Title

428.241 dc 1438/5492

L.D.no.1438/5492

ISBN: 978-1-5268-1947-5

مواد إثرائية وداعمة على "منصة عين"



IEN.EDU.SA

تواصل بمقترحاتك لتطوير الكتاب المدرسي



FB.T4EDU.COM



STUDENT'S BOOK
1

WE CAN!

We Can! Student's Book 1

Published by McGraw-Hill Education, 2 Penn Plaza, New York, NY 10121. Copyright © 2017 by McGraw-Hill Education. All rights reserved. No part of this publication may be reproduced or distributed in any form or by any means, or stored in a database or retrieval system, without the prior written consent of McGraw-Hill Education, including, but not limited to, in any network or other electronic storage or transmission, or broadcast for distance learning.

ISBN: 978-1-5268-1947-5

Series consultant: Mayumi Tabuchi

Project manager: Judy MacDonald

Development editor: Steve Longworth

Editor: Anne Tseng

Production manager: Alfonso Reyes

Designer: Kate Vandestadt, Vandestadt Design

Design supervision: Peter Shaw

Exclusive rights by McGraw-Hill Education for manufacture and export. This book cannot be re-exported from the country to which it is sold by McGraw-Hill Education. This Regional Edition is not available outside Europe, the Middle East and Africa.

Photo Credits

p19 George Doyle/Getty, YAY Media AS/Alamy, George Doyle/Getty; **p26** Danny Smythe/Alamy, Life on white/Alamy, Life on white/Alamy, Siede Preis/Getty, Andrew Sproule/Alamy; **p30** Eureka/Alamy; **p34** Krys Bailey/Alamy, Yuri Kevhiev/Alamy, Jakub Krechowicz/Alamy, Eye Candy Images/Alamy, dny3d/Alamy.





Contents



Student's Book

Introduction	2
Unit 1 My Friends	4
Unit 2 My Body	12
Unit 3 My Family	20
Unit 4 How Old Are You?	28
Unit 5 What's This? What's That?	36
Phonics Practice	44
Wordlist	51
Picture Dictionary	52
Audio Track Lists	56
Grade 4 Objectives	58
Workbook	59





Introduction

1 Listen and point.



2. Put your bags away.



3. Take out your pencils.



4. Take out your books.



1. Welcome!



5.

Please take a seat.



6. Please open the window.



7. Okay.

8. Thank you.


9. You're welcome.



Unit 1 My Friends


Talk Time

1 Listen and do.



2 Practice the talks in pairs.

3 Practice with actions.



Fun Time!


Grammar Toolbox
My name's = My name is

4 Greeting Game

Quickly greet five people.

CD1 04

Hello.
What's your name?



I Can ...

- say "Hello", "What's your name?", and "My name's ...".
- say "Hello" when I come to class.





Rhythms and Sounds

1 Listen and chant.



Hello Chant

Hello, hello, hello.
How are you?



I'm fine. I'm fine.
I'm fine, thank you. And you?

2 Listen and pronounce.



- 1. I'm
- 2. fine
- 3. thank you

3 Listen and chant.



Good-bye Chant



Good-bye, good-bye.
Good-bye to you.

Good-bye, good-bye.
Oh, see you again.



Fun Time!



Grammar Toolbox



I'm = I am

4

Greeting Relay



Pass the greeting down the line.



I Can ...

- chant the *Hello Chant* or the *Good-bye Chant*.
- ask “How are you?” when I come to class.





Words

What's this color?

1

Chant and point.



- 1.
- 2.
- 3.
- 4.
- 5.
- 6.
- 7.
- 8.
- 9.
- 10.

2

Listen and chant.



Rainbow Chant



Red and yellow and pink and blue,

Purple and orange and green.

I can see a rainbow,

See a rainbow,

See a rainbow now.



Fun Time!


Grammar Toolbox
what's = what is

3 Color Race

Listen and touch as fast as you can!



Touch something ... yellow.



I Can ...

- say the names of five colors.
- find three colors in the classroom.





Phonics

1 Chant and point.



Alphabet Chant

A B C D E F G

H I J K L M N

O P Q

R S T



U V W X Y Z

2 Color the letters.

Fun Time!

3 Make a name card.

Write your name, draw some pictures, and show your card.



I Can ...

- chant the *Alphabet Chant*.
- make my name card.



GOAL 07



GOAL 08

Advice Time

Help your friends.





Unit 2 My Body

Talk Time

1 Listen, shout, and do.



2 Practice and do in pairs.





Fun Time!

3 Do It Quickly!



Listen and try to keep up.



I Can ...

- listen to the teacher and do the body actions.
- say “Close your eyes.” or “Open your eyes.” to a partner.





Rhythms and Sounds

1 Chant and point.



CD1 16

Head, Shoulders, Knees, and Toes

Head, shoulders, knees, and toes.

Knees and toes.

Head, shoulders, knees, and toes.

Knees and toes.

Eyes and ears and mouth and nose.

Knees and toes.

Head, shoulders, knees, and toes.

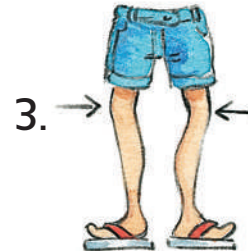
Knees and toes.



2 Listen, point, and pronounce.



CD1 17



Fun Time!

3 The Teacher Says

Touch what your teacher says.



Grammar Toolbox

One
head
mouth
nose

More than One
shoulders
eyes
ears

The teacher says,
"Touch your nose!"



I Can ...

- chant the *Head, Shoulders, Knees, and Toes* chant.
- tell a friend to touch two body parts.



Advice Time

Wash your hands.





Words

1 Listen and point.




1.

Please stand up.



2.

Please come to the front.




3.

Please make a line.



4.

Please make a circle.



5.

Please go back to your seat.



6.

Please sit down.




2 Listen again, say, and do.

Fun Time!

3 Be the Teacher

Give instructions to your partner.



I Can ...

- do three classroom actions.
- give two classroom instructions to a friend.





Phonics

1 Chant and point at the big letters.



Alphabet Chant

Aa Bb Cc Dd Ee

Ff Gg Hh Ii Jj

Kk Ll Mm Nn Oo

Pp Qq Rr

Ss Tt Uu Vv

Ww Xx Yy Zz

2 Chant again and point at the small letters.

Fun Time!

3 Short, Tall, and Tail Letters

Listen and do.



Short letters

a c e i m n o

r s u v w x z

Tall letters

b d f h k l t

Tail letters

g j p q y



I Can ...

- point to and say all the small letters from a to z.
- point to and say the alphabet from z to a.





Unit 3 My Family

Talk Time

1 Listen and say.



2 Practice the talk in threes.

3 Act out the talk in threes.






Fun Time!

4 Let's Shake Hands

Make threes. Introduce each other.



I Can ...

- act out one of the talks about introducing my brother or sister.
- introduce one friend to another friend.





Rhythms and Sounds

1 Chant and do.



Five Little Monkeys



Five little monkeys jumping on the bed.



One fell off and bumped his head. Ouch!



Mom called the doctor and the doctor said,



No more monkeys jumping on the bed!

2 Chant and change the names.



Mom



Dad



Grandma



Grandpa

Fun Time!

3 Five Little Monkeys Game

Act out the chant.



I Can ...

- shout “No more monkeys jumping on the bed!”
- do the hand actions for the *Five Little Monkeys* chant.



Advice Time

Obey your parents.





Words

1 Listen, point, and say.



1. Grandpa



2. Grandma



3. Dad



4. Mom



5. brother



6. brother



7. sister


2 Draw a family.



Fun Time!

3 Five Finger Game

Put down your fingers one by one.
Don't move them!



I Can ...

- play the Five Finger Game.
- show a family drawing and say who they are.





Phonics

1 Listen and say.



A P P L E



B E A R



C O W



D U C K



E G G

2 Trace and copy.



3 Listen and write.

A

B

C

D

E



1. ___ P P L E




2. ___ E A R



3. ___ O W



4. ___ U C K



5. ___ G G



Fun Time!

4 Guess the Letter

Write in the air and ask your partner.



What's this letter?



It's an E!
It's a C!



I Can ...

- make the sound of the letters A, B, C, D, and E.
- write the letters A to E in the air.





Unit 4 How Old Are You?

Talk Time

1 Listen and say.



2 Practice the talks in pairs.



3 Act out the talks in pairs.

Fun Time!

Grammar Toolbox


it's = it is

4 How Old Are You?

Quickly ask three people.

How old are you?

I'm ten years old.



I Can ...

- say my age.
- ask someone "How old are you?" and get the answer.





Rhythms and Sounds

1 Listen and chant.




Ten Little Camels

One little, two little, three little camels.

Four little, five little, six little camels.

Seven little, eight little, nine little camels.

Ten little camels here.



2 Listen and say.



1 , 1 , 1

6 , 6 , 6

2 , 2 , 2

7 , 7 , 7

3 , 3 , 3

8 , 8 , 8

4 , 4 , 4

9 , 9 , 9

5 , 5 , 5

10 , 10 , 10

Fun Time!

3 Clap and Guess the Number

How many times did your teacher clap?



I Can ...


- chant the *Ten Little Camels* chant.
- play the Clap and Guess the Number Game.





Words

1 Listen and point.




1. square



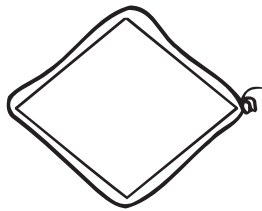
2. triangle



3. rectangle



4. circle



5. diamond



6. star



2 Listen and color.


3 Point at two shapes in the classroom.



Fun Time!

4 Finger Shapes

Say the name of the shape your partner makes.



I Can ...

- say the names of three shapes.
- find three shapes outside of home.



Advice Time

Do your homework.





Phonics

1 Listen and say.



FISH



GOAT



HAT



INK



JET

2 Trace and copy.



3

Listen and write.

F

G

H

I

J



1. _____ ISH 

2. _____ OAT 

3. _____ AT 

4. _____ NK 

5. _____ ET 

Fun Time!

4

Big Air Writing

Listen and write in the air!



I Can ...

- make the sounds of the letters F, G, H, I, and J.
- write the letters A to J at home.





Unit 5 What's This? What's That?


Talk Time

1 Listen and say.



2 Practice the talks in pairs.

3 Act out the talks in pairs.



Fun Time!

4 This is ... That's a/an

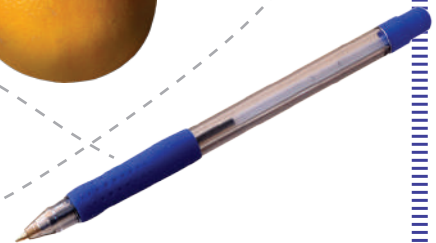


Trace. Then point and say.



1

2

3



4

5

6

5 Now point to things in your classroom and ask as many people as you can.




I Can ...


- ask someone “What’s this?”, “What’s that?” and get the answer.
- point and say “This is an apple” and “That’s a book.”



Grammar Toolbox



This is **an** apple.



That's **a** book.



Rhythms and Sounds

1 Listen and chant.



How old are they?

How old are you?

How old are you?

I am ten, I am ten.

How old is Abdullah?

How old is Abdullah?

He is ten. He is ten.



How old is she? How old is she?

Who is she? Who is she?

How old is Amina?

How old is Amina?

She is ten. She is ten.



How old are you?

How old are you?

We are ten. We are ten.

We are, they are.

We are, they are.



2 Change the names and chant.



Fun Time!

3 Ask and answer.
Guess and circle the age.

How old are you?

We're ten.

CD1 48

8

9

10



8

9

10

Noura



8

9

10

Rana and Amina



8

9

10

Joe



8

9

10

Pete



8

9

10

Sabah



4 Listen and check.

CD1 49

I Can ...

- ask "How old is he/ she?" and get the answer.
- ask "How old are we/ you/ they?" and get the answer.

GOAL 35

GOAL 36



Words

1 Chant and point.



What color is it? What color is it?

 Is it purple? Is it pink? 

 Is it red? Is it green? 

It's not purple. It's not pink.

It's not red. It's not green.

 It's black and white. 

It's a cow. Is that right?

Yes, it is. You're right!



What color are they? What color are they?

 Are they yellow? Are they blue? 


 Are they orange? Are they white? 

They're yellow and orange

and blue and white...

They're parrots! Am I right?

Yes, you are. You're right!



Fun Time!

2 Change the words and chant.



What color is it? What color is it?



Is it orange? Is it white?



Is it black? Is it pink?




...



What color are they? What color are they?

Are they red? Are they green?

Are they yellow? Are they brown?



...



3 Ask and answer. Guess.



I Can ...

- ask “What color is it?”, “Is it red?” and get the answer.
- ask “What color are they?”, “Are they black?” and get the answer.





Phonics

1 Listen and say.



1. ___ ISH



2. ___ NK



3. ___ OW



4. ___ AT



5. ___ OAT



6. ___ PPLE




7. ___ ET



8. ___ EAR



9. ___ UCK



10. ___ GG



Advice Time

Keep your school things tidy.



Fun Time!

2 Find and count the letters.

A = 4 B = C = D = E =

F = G = H = I = J =



I Can ...

- make the sounds of the letters A, B, C, D, E, F, G, H, I, J.
- write the letters A to J.



Alphabet Jingle

CD2 42

1 Listen and say.

CD2 43

2 Point and say.

CD2 44

3 Say the key words.

apple



A a

bear



B b

goat



G g

hat



H h

ink




I i

jet



J j

octopus



O o

pen



P p

quilt



Q q

rabbit



R r

wolf



W w

fox



X x

yard



Y y

zebra



Z z

cow




C c

duck



D d

egg



E e

fish




F f

kiwi



K k

lion



L l

monkey



M m

nest




N n

sun



S s

tiger



T t

umbrella



U u

vase



V v

CD2 45

Activity 1: Listen and touch the words. Use all ten fingers!


CD2 46

Activity 2: Cover five words. Listen and play Word-finder.



Letters: Tracing and Writing

1 Trace and write.



___ pple



___ PPLE



___ ear




___ EAR



___ ow




___ OW



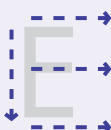
___ uck



___ UCK



___ gg



___ GG

2 Trace and write.




f

___ ish

F

___ ISH



g

___ oat

G

___ OAT

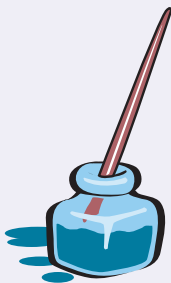


h

___ at

H

___ AT



i

___ nk

I

___ NK




j

___ et

J

___ ET

3 Trace and write.




k

___ iwi

K

___ IWI



l

___ ion

L

___ ION



m

___ onkey

M

___ ONKEY




n

___ est

N

___ EST




o

___ ctopus

O

___ CTOPUS

④ Trace and write.



p

___en

P

___EN



q

___uilt

Q

___UILT



r

___abbit

R

___ABBIT




s

___un

S

___UN



t

___iger

T

___IGER

5 Trace and write.



u

__ mbrella

U

__ MBRELLA



v

__ ase

V

__ ASE




w

__ olf

W

__ OLF



x

fo__

X

FO__



y

__ ard

Y

__ ARD



z

__ ebra


Z

__ EBRA

Word List

again (p6)
apple (p26)
bag (p2)
bear (p26)
bed (p22)
black (p8)
blue (p8)
book (p2)
brother (p24)
brown (p8)
camels (p30)
circle (p32)
Clap (p12)
Close (p12)
color (p8)
Come to the front. (p16)
cow (p26)
Dad (p24)
diamond (p32)
the doctor (p22)
duck (p26)
ears (p14)
egg (p26)
eight (p30)
elephants (p58)
eraser (p37)
eyes (p12)
family (p24)
fine (p6)
finger (p25)
fish (p34)
five (p30)
four (p30)
friend (p21)
Go back to your seat. (p16)
goat (p34)
Good-bye (p6)
Grandma (p24)
Grandpa (p24)
green (p8)
hands (p12)
hat (p34)
head (p14)
Hello. (p4)
Hi. (p4)
How old are you? (p28)
I know! (p31)
ink (p34)
jet (p34)
jumping (p22)
knees (p14)
letter (p27)
lion (p79)
little (p22)
Make a circle. (p16)
Make a line. (p16)
Mom (p24)
monkeys (p22)
mouth (p14)
my name (p4)
Nice to meet you. (p20)
nine (p28)
nose (p14)
notebook (p36)
Okay! (p12)
one (p22)
orange (p37)
Open (p12)
parrots (p40)
pen (p37)
pencil (p2)
pink (p8)
Please open the window. (p3)
Please take a seat. (p2)
purple (p8)
Put your bags away. (p2)
rainbow (p8)
Raise your hands. (p12)
rectangle (p32)
red (p8)
See you again. (p6)
seven (p30)
shape (p32)
shoulders (p14)
sister (p20)
Sit down. (p16)
six (p30)
square (p32)
Stand up. (p16)
star (p32)
Take out your books. (p2)
Take out your pencils. (p2)
ten (p28)
Thank you. (p3)
That's right. (p33)
This is my brother, (p20)
three (p30)
toes (p14)
triangle (p32)
two (p32)
Welcome! (p2)
white (p8)
window (p3)
yellow (p8)
You're right. (p40)

Picture Dictionary



apple p26



bear p26



bed p22




black p8



blue p8




brother p24



brown p8



camels p30



circle p32




clap p12




cow p26




Dad p24




diamond p32




duck p26



ears p14



egg p26




eyes p14



finger p25



fish p34



goat p34



Grandma p24



Grandpa p24



green p8



hand p12



hat p34



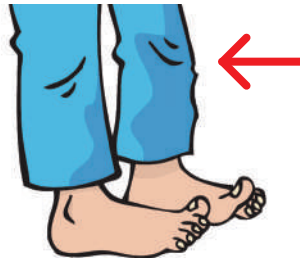
head p14



ink p34




jet p34




knees p14



Mom p24



monkey p22




mouth p14



nose p14



orange p8



pencil p2



pink p8



purple p8




rainbow p8



rectangle p32



red p8



shoulder p14



sister p20




square p32



star p32



toes p14



triangle p32



white p8



yellow p8

CD 1 Audio Track List

Track	Unit	Student Book Section
2	Intro	Exercise 1. Listen and point
3	1	Exercise 1. Listen and do
4	1	Exercise 4. Greeting Game
5	1	Exercise 1. Listen and chant
6	1	Exercise 2. Listen and pronounce
7	1	Exercise 3. Listen and chant
8	1	Exercise 4. Greeting Relay
9	1	Exercise 1. Chant and point
10	1	Exercise 2. Listen and chant
11	1	Exercise 3. Color Race
12	1	Exercise 1. Chant and point
13	1	Exercise 3. Make a name card
14	2	Exercise 1. Listen, shout, and do
15	2	Exercise 3. Do It Quickly!
16	2	Exercise 1. Chant and point
17	2	Exercise 2. Listen, point, and pronounce
18	2	Exercise 3. The Teacher Says
19	2	Exercise 1. Listen and point
20	2	Exercise 3. Be the Teacher
21	2	Exercise 1. Chant and point at the big letters
22	2	Exercise 3. Short, Tall, and Tail Letters
23	3	Exercise 1. Listen and say
24	3	Exercise 4. Let's Shake Hands
25	3	Exercise 1. Chant and do
26	3	Exercise 2. Chant and change the names

Track	Unit	Student Book Section
27	3	Exercise 3. Five Little Monkeys Game
28	3	Exercise 1. Listen, point, and say
29	3	Exercise 3. Five Finger Game
30	3	Exercise 1. Listen and say
31	3	Exercise 3. Listen and write
32	3	Exercise 4. Guess the Letter
33	4	Exercise 1. Listen and say
34	4	Exercise 4. How Old Are You?
35	4	Exercise 1. Listen and chant
36	4	Exercise 2. Listen and say
37	4	Exercise 3. Clap and Guess the Number
38	4	Exercise 1. Listen and point
39	4	Exercise 2. Listen and color
40	4	Exercise 4. Finger Shapes
41	4	Exercise 1. Listen and say
42	4	Exercise 3. Listen and write
43	4	Exercise 4. Big Air Writing
44	5	Exercise 1 Listen and say
45	5	Exercise 4 Point and say
46	5	Exercise 1 Listen and chant
47	5	Exercise 2 Change the names and chant
48	5	Exercise 3 Ask and answer
49	5	Exercise 4 Listen and check
50	5	Exercise 1 Chant and point
51	5	Exercise 2 Change the words and chant
52	5	Exercise 1 Listen and say

CD 2 Audio Track List

Track	Unit	Workbook Section
2	1	Exercise 1. Listen and practice
3	1	Exercise 1. Listen and practice
4	1	Exercise 1. Listen and chant
5	1	Exercise 1. Listen and practice
6	1	Exercise 1. Listen, point, and practice
7	1	Exercise 1. Listen, point, and practice
8	1	Exercise 1. Listen and chant
9	1	Exercise 1. Listen and practice
10	2	Exercise 1. Listen, practice, and do
11	2	Exercise 1. Listen and practice
12	2	Exercise 1. Listen and chant
13	2	Exercise 1. Listen and practice
14	2	Exercise 1. Listen and practice
15	2	Exercise 1. Listen and practice
16	2	Exercise 1. Listen, point, and practice
17	2	Exercise 1. Listen, point, and practice
18	3	Exercise 1. Listen and practice
19	3	Exercise 1. Listen and practice
20	3	Exercise 1. Listen and practice
21	3	Exercise 1. Listen, chant, and do
22	3	Exercise 1. Listen and play
23	3	Exercise 1. Listen and practice
24	3	Exercise 1. Listen, point, and practice
25	3	Exercise 1. Listen and write

Track	Unit	Workbook Section
26	4	Exercise 1. Listen and practice
27	4	Exercise 1. Listen and practice
28	4	Exercise 1. Listen and chant
29	4	Exercise 1. Listen and practice
30	4	Exercise 1. Listen, point, and practice
31	4	Exercise 1. Listen and practice
32	4	Exercise 1. Listen, point, and practice
33	4	Exercise 1. Listen, point, and practice
34	5	Exercise 1 Listen and practice
35	5	Exercise 1 Listen and practice
36	5	Exercise 1 Listen and chant
37	5	Exercise 1 Listen and practice
38	5	Exercise 1 Listen and chant
39	5	Exercise 1 Listen and chant
40	5	Exercise 1 Listen and practice
41	5	Exercise 1 Listen and practice
42	Phonics Practice	Exercise 1 Listen and say
43	Phonics Practice	Exercise 2 Point and say
44	Phonics Practice	Exercise 3 Say the key words
45	Phonics Practice	Exercise 1 Listen and touch the words
46	Phonics Practice	Exercise 2 Cover five words

ade four students					
Listening and Speaking	Recognize and produce the sounds of the English alphabet.				
	Recognize short and only some long vowels: {long /a/ as in "cake", long /e/ as "sea", long /o/ as in "nose", and long /i/ as "kite"}.				
	Recognize and differentiate between some English letters (b & p				
	Recognize and produce only some English digraphs such as, (th, sh, ch).				
	Recognize and match sounds to letters.				
	Participate verbally and non verbally in short simple activities: greeting, giving and receiving commands and instructions.				
	Recognize intonation patterns of statements and questions.				
	Ask and respond to simple assigned sentences in present tense form with the verb (like) using first and second person singular and in affirmative, negative and interrogative statements and (Yes/No questions).				
	Respond to basic questions about personal information using verb to be (am, is, are),(have got) and wh. questions (what, where, who, how).				
	Use indefinite articles (a, an) using (this and that).				
	Recognize and apply regular plural formation using (these and those).				
	Recognize and apply subjective pronouns correctly (I, You, He, She, It, We,				
	Recognize prepositions of place (in, on)				
	Talk about feelings using simple and short sentences				
	Use color words (red, blue, green, black, white, yellow, brown)				
	Identify and talk about classroom objects which are assigned in the book.				
	Identify and talk about family members using two possessive adjectives: (my, your)				
	Identify and talk about food, animals, clothes				
	Talk about likes and dislikes				
	Be willing to listen to short digital and recoded materials.				
Reading	Utter simple words and numbers (cardinal numbers 1				
	Read and count numbers in tens (10				
	Read aloud simple words and sentences.				
	Read and match words to photos/drawings.				
	Read and comprehend simple short sentences.				
	Spell some simple sight words correctly.				
	Be willing to read simple short illustrated stories.				
Writing	Recognize and apply the directionality in writing English (e.g. left/right,				
	Use lined paper correctly with headline, midline, and baseline.				
	Copy words, numbers and simple short sentences.				
	Write upper/lower case letters correctly.				
	Use appropriate spacing between words and				
	Write guided short answers to written questions.				
	Do controlled writing such as supplying missing letters and words.				
Recognize and apply the punctuation and capitalization assigned for this grade: (capitalizing the beginning of names, sentences, questions and stop and question mark).					

WORKBOOK
1




WE CAN!



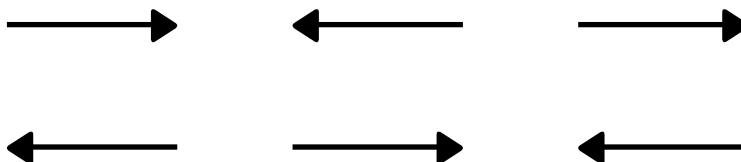
Contents

Workbook		
Introduction		61
Unit 1	My Friends	63
Unit 2	My Body	71
Unit 3	My Family	79
Unit 4	How Old Are You?	87
Unit 5	What's This? What's That?	95


This way →



1 Circle.




2 Open your book.



3 Match.

We Can!





Goal 01 CD2 02 My Friends: Talk Time


I can say "Hello", "What's your name?", and "My name's ...".

I listened to CD02 days this week.

Name _____ Class _____



1 Listen and practice. Trace.

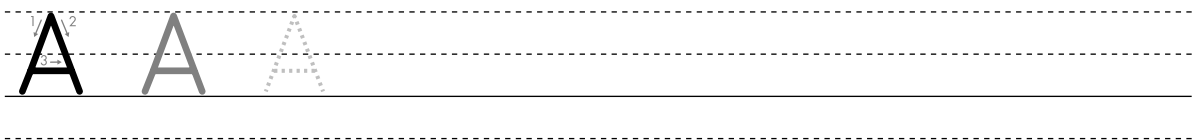


What's your name?

My name's Tom.



2 Trace and write.





Goal 02 CD2 03 My Friends: Talk Time

I can say "Hello" when I come to class.

I listened to CD03 days this week.

Name _____ Class _____



1 Listen and practice. Trace.



2 Trace and write.

B B B



Goal 03 CD2 04 My Friends: Rhythms and Sounds

I can chant the *Hello Chant* or the *Good-bye Chant*.

I listened to CD04 days this week.

Name _____ Class _____



1 Listen and chant. Trace.

Hello, hello, hello.
How are you?

I'm fine, I'm fine, I'm fine, thank you. And you?

Good-bye, good-bye, good-bye to you.



Good-bye, good-bye. Oh, see you again.

2 Trace and write.

© © ©



Goal 04 CD2 05 My Friends: Rhythms and Sounds

I can ask "How are you?" when I come to class.



I listened to CD05 days this week.

Name _____ Class _____



1 Listen and practice. Trace.

Hello! How are you?



2 Trace and write.

D D D



Goal 05 CD2 06 My Friends: Words




I can say the names of five colors.

I listened to CD06 days this week.

Name _____ Class _____

1 Listen, point, and practice. Trace and color.

orange, green, purple,
white, brown



2 Trace and write.

E E



Goal 06 CD2 07 My Friends: Words

I can find three colors in the classroom.

I listened to CD07 days this week.

Name _____ Class _____



1 Listen, point, and practice. Trace and color.


This is pink.



This is black.



This is purple.



2 Trace and write.

F F



Goal 07 CD2 08 My Friends: Phonics

I can chant the *Alphabet Chant*.


I listened to CD08 days this week.

Name _____ Class _____



1 Listen and chant. Trace.

Aa Bb Cc Dd
 Ee Ff Gg Hh Ii
 Jj Kk Ll Mm Nn
 Oo Pp Qq Rr
 Ss Tt Uu Vv
 Ww Xx Yy Zz



2 Trace and write.

G G G



Goal 08 CD2 09 My Friends: Phonics



I can make my name card.

I listened to CD09 days this week.

Name _____ Class _____

1 Listen and practice. Say your name. Trace.



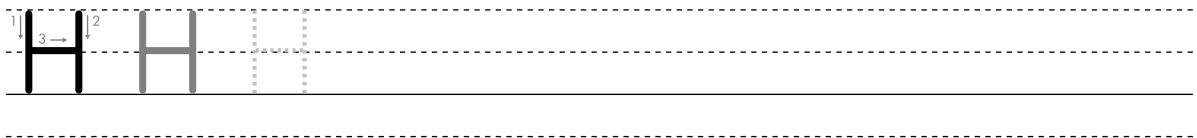
My name's Mona.

This is my name card.

Write your name.



2 Trace and write.





Goal 09 CD2 10 My Body: Talk Time

I can listen to the teacher and do the body actions.

I listened to CD10 days this week.

Name _____ Class _____



1 Listen, practice, and do. Trace.



Close your eyes.

Open your eyes.



Raise your hands.

Clap your hands.



Raise your hands.

2 Trace and write.

I I



Goal 10 CD2 11 My Body: Talk Time

I can say "Close your eyes." or "Open your eyes." to a partner.

I listened to CD11 days this week.

Name _____ Class _____



1 Listen and practice. Do the actions. Trace.

Close your eyes.

Okay.



Open your eyes.

Okay.



Raise your hands.

Okay.



Clap your hands.

Okay.



2 Trace and write.

J J J



Goal 11 CD2 12 **My Body: Rhythms and Sounds**

I can chant the *Head, Shoulders, Knees, and Toes* chant.

I listened to CD12 days this week.

Name _____ Class _____



1 Listen and chant. Trace.

Head, shoulders,
knees, and toes.



Knees and toes.

Head, shoulders, knees, and toes.

Knees and toes.

Eyes and ears and mouth and nose.

Head, shoulders, knees, and toes.

Knees and toes.



2 Trace and write.

K K K



Goal 12 CD2 13 My Body: Rhythms and Sounds

I can tell a friend to touch two body parts.

I listened to CD13 days this week.

Name _____ Class _____



1 Listen and practice. Do the actions. Trace.

Touch your head.

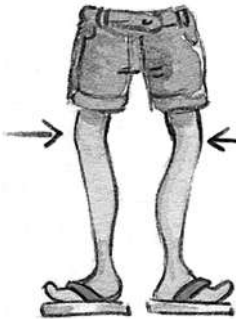
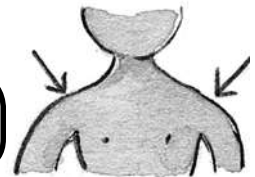


Touch your nose.



Touch your mouth.

Touch your shoulders.



Touch your knees.

Touch your head.

Touch your toes.



2 Trace and write.

Tracing practice lines for the letter 'L'. The first 'L' is solid with numbered arrows showing stroke order: 1 down, 2 right. The second 'L' is dashed for tracing. The third 'L' is a dotted line for writing practice.



Goal 13 CD2 14 My Body: Words

I can do three classroom actions.


I listened to CD14 days this week.

Name _____ Class _____



1 Listen and practice. Do the actions. Trace.

Please stand up.



Please make a line.



Please sit down.


Please stand up.



Please make a circle.



Please make a circle.



Please sit down.



2 Trace and write.

M M M



Goal 14 CD2 15 My Body: Words




I can give two classroom instructions to a friend.

I listened to CD15 days this week.

Name _____ Class _____




1 Listen and practice. Do the actions. Trace.




Please stand up.


Please come to the front.



Please make a line.



Please make a circle.



2 Trace and write.

N N N



Goal 15 CD2 16 **My Body: Phonics**

I can point to and say all the small letters from a to z.

I listened to CD16 days this week.




Name _____ Class _____



1 Listen, point, and practice. Trace.

a b c d e
f g h i j k
l m n o p
q r s t u
v w x y z

2 Trace and write.



Goal 16 CD2 17 **My Body: Phonics**



I can point to and say the alphabet from z to a.


I listened to CD17 days this week.



Name _____ Class _____

1 Listen, point, and practice. Trace.

z y x w v
u t s r q p
o n m l k
j i h g f e
d c b a



2 Trace and write.

P P P



Goal 17 CD2 18 My Family: Talk Time


I can act out one of the talks about introducing my brother or sister.

I listened to CD18 days this week.

Name _____ Class _____

1 Listen and practice. Trace.

This is my brother, Badr.



Nice to meet you.

Nice to meet you, too.

This is my sister, Asma.



Nice to meet you.

Nice to meet you, too.

2 Trace and write.

Q Q Q



Goal 18 CD2 19 My Family: Talk Time

I can introduce one friend to another friend.

I listened to CD19 days this week.

Name _____ Class _____



1 Listen and practice. Trace.



This is my friend, Saeed.

This is my friend, Tom.

Nice to meet you.

This is my dad.

Nice to meet you, too.



2 Trace and write.

R R R



Goal 19 CD2 20 My Family: Rhythms and Sounds

I can shout "No more monkeys jumping on the bed!"

I listened to CD20 days this week.

Name _____ Class _____



1 Listen and practice. Trace.

No more monkeys jumping on the bed!



No more monkeys jumping on the bed!

No more elephants jumping on the bed!



2 Trace and write.

S S S



Goal 20 CD2 21 My Family: Rhythms and Sounds

I can do the hand actions for the *Five Little Monkeys* chant.

I listened to CD21 days this week.

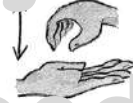
Name _____ Class _____



1 Listen, chant, and do. Trace.



Five little monkeys
jumping on the bed.



One fell off



And bumped his head. Ouch!



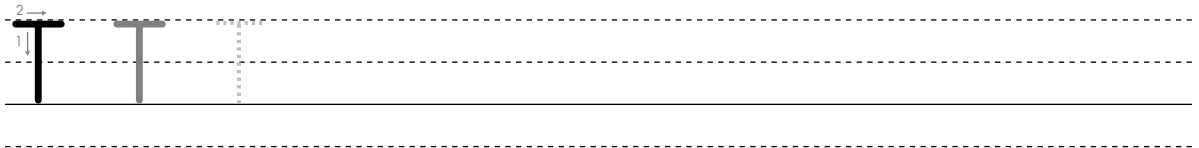
Mom called the doctor

And the doctor said,



No more monkeys jumping on the bed!

2 Trace and write.





Goal 21 CD2 22 My Family: Words

I can play the Five Finger Game.

I listened to CD22 days this week.

Name _____ Class _____



1 Listen and play.

Grandpa

Grandma

Dad

Mom

brother

brother

sister

2 Trace and write.

U U U



Goal 22 CD2 23 My Family: Words



I can show a family drawing and say who they are.

I listened to CD23 days this week.

Name _____ Class _____

1 Listen and practice. Draw your family and say who they are.

This is my Mom.
This is my Dad.
This is my brother.

This is my sister.
This is my Grandpa.
This is my Grandma.

2 Trace and write.

V V V



Goal 23 CD2 24 My Family: Phonics

I can make the sound of the letters A, B, C, D, and E.


I listened to CD24 days this week.

Name _____ Class _____



1 Listen, point, and practice. Trace.

A says a, a, apple.
 B says b, b, bear.
 C says c, c, cow.
 D says d, d, duck.
 E says e, e, egg.



A says a, a, apple.



2 Trace and write.

W W W



Goal 24 CD2 25 My Family: Phonics

I can write the letters A to E in the air.

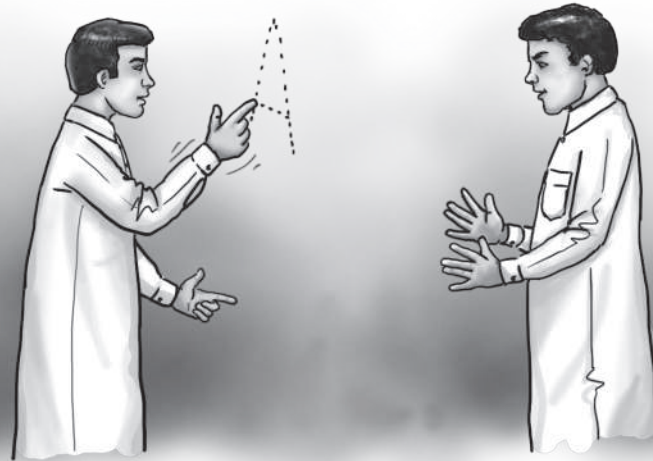
I listened to CD25 days this week.



Name _____ Class _____

1 Listen and practice. Trace.

X G Y K M
 B P Q L C
 A
 R
 H
 F U
 D J V E T
 W O I S



2 Trace and write.

X X X



Goal 25 CD2 26 How Old Are You? Talk Time



I can say my age.

I listened to CD26 days this week.

Name _____ Class _____

1 Listen and practice. Trace.

How old are you?

I'm ten years old.



I'm nine years old.

2 Trace and write.

Y Y Y



Goal 26 CD2 27 How Old Are You? Talk Time



I can ask someone "How old are you?" and get the answer.

I listened to CD27 days this week.

Name _____ Class _____


1 Listen and practice. Say your age. Trace.

How old are you?




I'm ten years old.

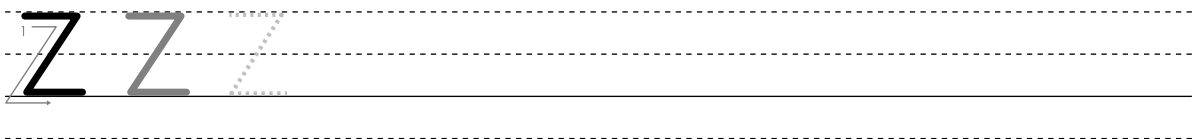
Write your age.


 I'm _____ years old.

I'm 3,000 years old.



2 Trace and write.





Goal 27 CD2 28 How Old Are You? Rhythms and Sounds

I can chant the *Ten Little Camels* chant.

I listened to CD28 days this week.

Name _____ Class _____




1 Listen and chant. Trace.

One little, two little,
three little camels.

Four little, five little, six little camels.



Seven little, eight little, nine little camels.



Ten little camels here.



2 Trace and write.

.....
a a a
.....
.....



Goal 28 CD2 29 How Old Are You? Rhythms and Sounds

I can play the Clap and Guess the Number Game.

I listened to CD29 days this week.

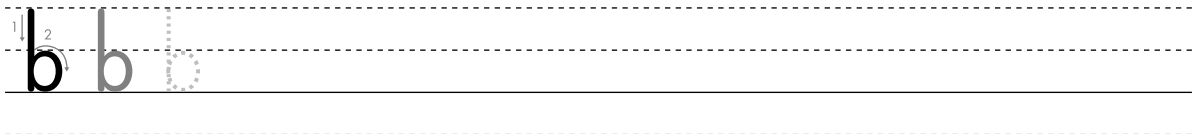
Name _____ Class _____



1 Listen and practice. Play. Trace.



2 Trace and write.





Goal 29 CD2 30 How Old Are You? Words



I can say the names of three shapes.


I listened to CD30 days this week.

Name _____ Class _____

1 Listen, point, and practice. Trace.




square



diamond



rectangle



circle



star



triangle



2 Trace and write.

.....
C C C
.....
.....



Goal 30 CD2 31 How Old Are You? Words




I can find three shapes outside of home.

I listened to CD31 days this week.

Name _____ Class _____

1 Listen and practice. Trace.



2 Trace and write.

d d d



Goal 31 CD2 32 How Old Are You? Phonics



I can make the sounds of the letters F, G, H, I, and J.


I listened to CD32 days this week.

Name _____ Class _____

1 Listen, point, and practice. Trace.

F says f, f, fish.
 G says g, g, goat.
 H says h, h, hat.
 I says i, i, ink.
 J says j, j, jet.

F! F! Fish!



2 Trace and write.

.....
 e e e



Goal 32 CD2 33 How Old Are You? Phonics




I can write the letters A to J at home.

I listened to CD33 days this week.




Name _____ Class _____

1 Listen, point, and practice.
Trace and copy.



A B C D E F G H I J



A B C D E F G H I J

2 Trace and write.

f f



Goal 33 CD2 34 What's This? What's That? Talk Time


I can ask "What's this?", "What's that?" and get the answer.

I listened to CD2 34 days this week.

Name _____ Class _____



1 Listen and practice. Trace.

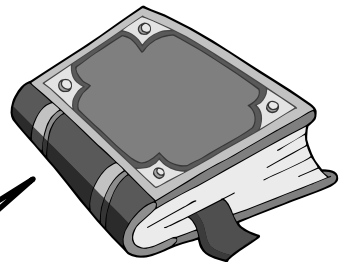


It's a triangle.

What's that?



It's a book.



2 Trace and write.

A A

B B



Goal 34 CD2 35 What's This? What's That? Talk Time

I can point and say "This is an apple" and "That's a book"

I listened to CD2 35 days this week.

Name _____ Class _____



1 Listen and practice. Trace.




This is an apple.



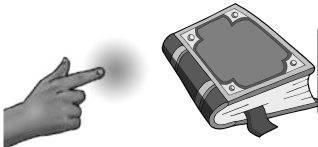
That's an eraser.



This is a pen.



That's an orange.



That's a book.

2 Trace and write.

C C D D



Goal 35 CD2 36 What's This? What's That? Rhythms and Sounds

I can ask "How old is he/she?" and get the answer.

I listened to CD2 36 days this week.

Name _____ Class _____



1 Listen and chant. Trace.

How old are you? How old are you?

I am ten, I am ten.

How old is Abdullah?

How old is Abdullah?

He is ten. He is ten.



How old is she? How old is she?

Who is she? Who is she?

How old is Amina?

How old is Amina?

She is ten. She is ten.



How old are you? How old are you?

We are ten. We are ten.

We are, they are. We are, they are.

Everybody's ten!

2 Trace and write.

E E

F F



Goal 36



What's This? What's That? Rhythms and Sounds


I can ask "How old are we / you / they?" and get the answer.

I listened to CD2 37 days this week.


Name _____ Class _____





1 Listen and practice. Trace.

1. How old are you? 

We're ten.

2. How old is Noura?  She's nine.

3. How old are Rana and Amira?  They're ten.

4. How old is Joe?  He's nine.

2 Trace and write.

G G H H



Goal 37 CD2 38 What's This? What's That? Words

I can ask "What color is it?", "Is it red?" and get the answer.

I listened to CD2 38 days this week.

Name _____ Class _____



1 Listen and chant. Color and trace.

What color is it? What color is it?

 Is it purple? Is it pink? 

 Is it red? Is it green? 

 It's not purple. It's not pink. 

 It's not red. It's not green. 

 It's black and white. 

It's a cow. Is that right? 

Yes, it is. You're right!

2 Trace and write.

I I _____
I I _____
I I _____

J J _____
J J _____
J J _____



Goal 38 CD2 39 **What's This? What's That? Words**



I can ask "What color are they?", "Are they black?" and get the answer.

I listened to CD2 39 days this week.

Name _____ Class _____

1 Listen and chant. Color and trace.

What color are they?

What color are they?



Are they yellow? Are they blue?




Are they orange? Are they white?



They're yellow and orange

and blue and white...

They're parrots! Am I right?



Yes, you are. You're right!

2 Trace and write.

a a b b



Goal 39 CD2 40 What's This? What's That? Phonics

I can make the sounds of the letters A, B, C, D, E, F, G, H, I, J

I listened to CD2 40 days this week.

Name _____ Class _____



1 Listen and practice. Match.

1. APPLE

2. HAT

3. COW

4. FISH

5. BEAR

6. EGG

7. GOAT

8. JET

9. DUCK

10. INK



2 Trace and write.

.....
c c
.....
.....

.....
d d
.....
.....



Goal 40 CD2 41 What's This? What's That? Phonics



I can write the letters A to J.

I listened to CD2 41 days this week.

Name _____ Class _____

1 Listen and practice. Write.

A B C D E F G H I J



1. _____ AT



6. _____ OAT



2. _____ ISH



7. _____ UCK



3. _____ EAR



8. _____ GG



4. _____ PPLE



9. _____ NK



5. _____ OW



10. _____ ET

2 Trace and write.

e e f f

WE CAN!



We Can! is a new, exciting, and unique goal-oriented six-level series for elementary students. In *We Can!* McGraw-Hill Education provides the means for developing the three indispensable elements for success in English - a good curriculum, a good teacher, and good teaching material.

We Can! Unique Features:

- **Easy to Evaluate**
Two learning goals per lesson make progress easy to see for students, teachers, and parents.
- **Spiral Curriculum**
Students constantly recycle and reuse previously learned language.
- **English for Real Communication**
Students use English in a real, practical way inside and outside the classroom.
- **Rhythm and Pronunciation**
Students master rhythm and pronunciation skills through chants, movement, drama, and role-plays.
- **Balanced Use of Phonics**
Students learn good pronunciation and to read and write on their own.
- **Expansion of Discourse**
Students develop language competence beyond the sentence level with carefully designed, fun, experience-based activities.



ماغروهيل

McGraw-Hill

Name: _____

School: _____

ISBN-13: 978-1-5268-1947-5
ISBN-10: 1-5268-1947-3



9 781526 819475