

Family and Friends 2

Workbook



Naomi Simmons

OXFORD

OXFORD

UNIVERSITY PRESS

Great Clarendon Street, Oxford OX2 6DP

Oxford University Press is a department of the University of Oxford.
It furthers the University's objective of excellence in research, scholarship,
and education by publishing worldwide in

Oxford New York

Auckland Cape Town Dar es Salaam Hong Kong Karachi

Kuala Lumpur Madrid Melbourne Mexico City Nairobi

New Delhi Shanghai Taipei Toronto

With offices in

Argentina Austria Brazil Chile Czech Republic France Greece

Guatemala Hungary Italy Japan Poland Portugal Singapore

South Korea Switzerland Thailand Turkey Ukraine Vietnam

OXFORD and OXFORD ENGLISH are registered trade marks of
Oxford University Press in the UK and in certain other countries

© Oxford University Press 2008

The moral rights of the author have been asserted

Database right Oxford University Press (maker)

First published 2009

2013

20 19 18 17 16 15 14

No unauthorized photocopying

All rights reserved. No part of this publication may be reproduced,
stored in a retrieval system, or transmitted, in any form or by any means,
without the prior permission in writing of Oxford University Press,
or as expressly permitted by law, or under terms agreed with the appropriate
reprographics rights organization. Enquiries concerning reproduction
outside the scope of the above should be sent to the ELT Rights Department,
Oxford University Press, at the address above

You must not circulate this book in any other binding or cover
and you must impose this same condition on any acquirer

Any websites referred to in this publication are in the public domain and
their addresses are provided by Oxford University Press for information only.
Oxford University Press disclaims any responsibility for the content

ISBN: 978 0 19 481213 9

Printed in China

This book is printed on paper from certified and well-managed sources.

ACKNOWLEDGEMENTS

Illustrations by: Kathy Bazendale pp 18, 58; Andy Catling pp 38, 104; Simon
Clare Creative Workshop pp 11, 17, 23, 27 (Ex3), 31, 37, 43, 47 (Ex5), 51, 57,
63, 67 (Ex3), 70 (Ex2), 71, 77, 83, 87 (Ex3), 91, 97, 103; Chris Embleton pp 4
(snake), 7 (Ex2), 8, 10, 14 (Ex2), 16, 20, 26 (Ex1), 27 (Ex4), 28, 30, 34, 36, 40, 42,
46 (Ex1), 47 (Ex3), 48, 50, 54, 56 (Ex2), 60, 62, 64, 66 (Ex1), 67 (Ex4), 68 (Ex2),
74, 76, 79, 80, 86 (Ex1), 87 (Ex4), 88, 90, 94 (Ex1), 96, 100, 102, 107 (Ex3), 108
(hairstyles), 109, 110, 111, 112, 113, 114, 115, 116; Amanda Enright/Advocate
pp 24, 78, 84, 85; Tomek Givanis and Christos Skaltas pp 4 (Ex1), 5, 15 (Ex2),
49 (Ex2), 89, 94 (Ex2), 95, 101 (Ex2), 106 (Review banner: photo), 107 (Review
banner: fridge), 108 (Rosy & Tim's families); Andrew Hamilton pp 14 (Ex1),
22, 26 (Review banner), 27 (Review banner), 46 (Review banner), 47 (Review
banner), 56 (Ex1), 66 (Review banner), 67 (Review banner), 68 (Ex1), 70 (Ex1),
86 (Review banner), 87 (Review banner), 106 (Review banner: cow, woman,
donkey, Ex1), 107 (Review banner: goose, child, rubbish); Dusan Pavlic/
Beehive Illustration pp 6, 7 (Ex1), 9, 12, 15 (Ex1), 21, 29, 35, 41, 44, 45, 49
(Ex1), 52, 55, 61, 69, 75, 81, 92, 98, 101 (Ex1); Lisa Smith/Sylvie Poggio Artists
Agency pp 32, 72; Jo Taylor/Sylvie Poggio Artists Agency p 82
Cover illustration by: Tomek Givanis and Christos Skaltas

Contents

| | | |
|----------------|--------------------------------------------------------|------------|
| Starter | Welcome back! | 4 |
| Unit 1 | Our new things | 8 |
| | About me: writing about my classroom | 13 |
| Unit 2 | They're happy now! | 14 |
| | About me: writing about my feelings | 19 |
| Unit 3 | I can ride a bike! | 20 |
| | About me: writing about what I can and can't do | 25 |
| | Review 1 | 26 |
| Unit 4 | Have you got a milkshake? | 28 |
| | About me: writing about my lunch box | 33 |
| Unit 5 | We've got English! | 34 |
| | About me: writing about my school subjects | 39 |
| Unit 6 | Let's play after school! | 40 |
| | About me: writing about what I do after school | 45 |
| | Review 2 | 46 |
| Unit 7 | Let's buy presents! | 48 |
| | About me: writing about presents for my mum | 53 |
| Unit 8 | What's the time? | 54 |
| | About me: writing about my day | 59 |
| Unit 9 | Where does she work? | 60 |
| | About me: writing about where my family work | 65 |
| | Review 3 | 66 |
| Unit 10 | It's hot today! | 68 |
| | About me: writing about the weather | 73 |
| Unit 11 | What are you wearing? | 74 |
| | About me: writing about the clothes I'm wearing | 79 |
| Unit 12 | You're sleeping! | 80 |
| | About me: writing about my family at a party | 85 |
| | Review 4 | 86 |
| Unit 13 | Look at all the animals! | 88 |
| | About me: writing about a farm visit | 93 |
| Unit 14 | Look at the photos! | 94 |
| | About me: writing about me and my friends in Primary 2 | 99 |
| Unit 15 | Well done! | 100 |
| | About me: writing about a school open day | 105 |
| | Review 5 | 106 |
| | Picture Dictionary | 108 |
| | Handwriting | 117 |

Lesson One

1 Write.

Tim brown long short Rosy green curly Billy

1



Her name's Rosy.
She's got _____ hair.
She's got _____ eyes.

2



His name's Tim.
He's Rosy's cousin.
He's got blond hair.
He's got green eyes.

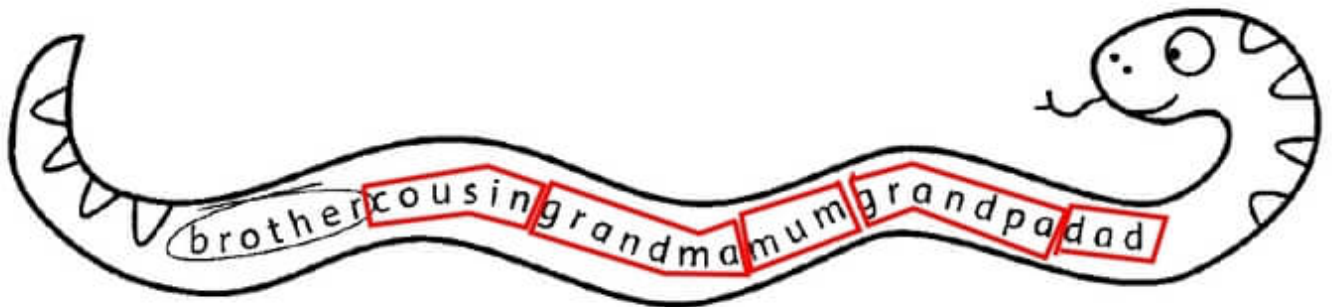
3



His name's _____.
He's Rosy's brother.
He's got curly hair.

2 Find and circle the family words.

mum dad brother cousin grandma grandpa



1 Write your name. Circle the correct word and write. Then draw yourself.

1 My name's _____.

2 I'm _____.

six seven eight

3 I've got _____ hair.

blond brown black red

4 I've got _____ hair.


long short

5 I've got _____ hair.

straight curly

6 I've got _____ eyes.

brown blue grey green



2 Order the words. Match.

a



b



c



1 Rosy's This . mum is

This is Rosy's mum. c

2 dad is This Rosy's .

This is Rosy's dad. b

3 . cousin Tim is Rosy's

Tim is Rosy's cousin. a

Lesson Three

1 Match.

- 1 Hello. b
- 2 How are you? d
- 3 What's your name? e
- 4 How old are you? a
- 5 Goodbye. c
- a I'm seven.
- b Hi.
- c Bye.
- d I'm fine, thank you.
- e My name's Jasmin.

2 Write.

Her His He's She's

This is my sister. Her name's Jasmin.
She's seven.



This is my friend. His name's Sam.
He's nine.



3 Find and circle the days of the week. Write.


Sunday Monday Tuesday Wednesday Thursday Friday Saturday



Today is _____.



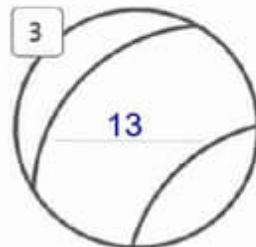

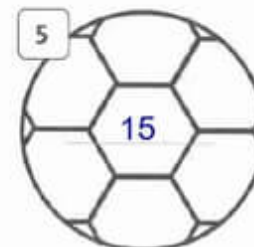

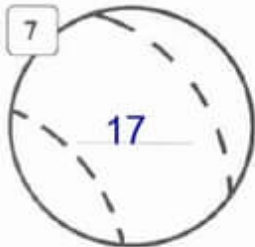

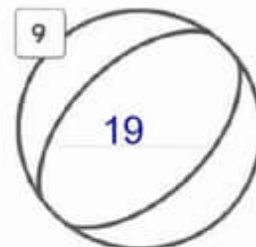

1 Count and write.

There is There are



- | | |
|---------------------------------|-------------------------------|
| 1 <u>There are two</u> cars. | 2 <u>There is one</u> train. |
| 3 <u>There are three</u> balls. | 4 <u>There is one</u> puzzle. |
| 5 <u>There is one</u> teddy. | 6 <u>There are two</u> kites. |

2 Write the missing words and numbers.

| | | | | |
|--------------------------------------------------------------------------------------------------------|--------------------------------------------------------------------------------------------------------|----------------------------------------------------------------------------------------------------------|-----------------------------------------------------------------------------------------------------------|-----------------------------------------------------------------------------------------------------------|
| 1  eleven | 2  <u>twelve</u> | 3  thirteen | 4  <u>fourteen</u> | 5  fifteen |
| 6  <u>sixteen</u> | 7  seventeen | 8  <u>eighteen</u> | 9  nineteen | 10  <u>twenty</u> |


1

Our new things

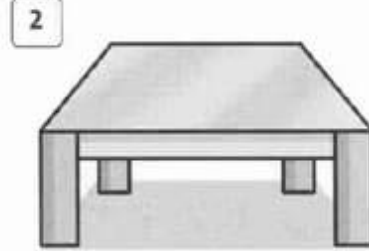
Lesson One Words

1 Find and circle the words.

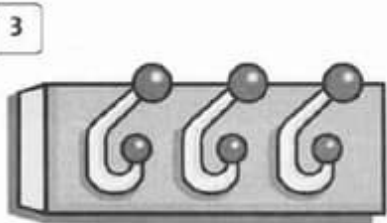
pegs pencil cases classroom computers table board



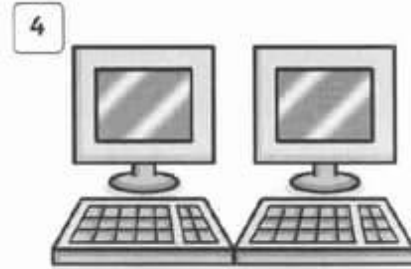
dclassroomopl



ac



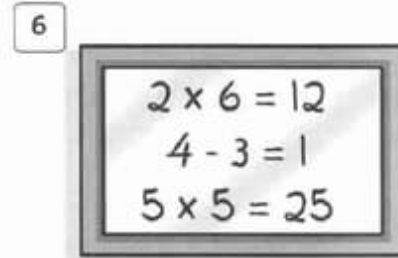
jbpegs wq



skacomputersrt



xpencilcases t




upboardzx

2 Look at the numbers in Exercise 1 and write.

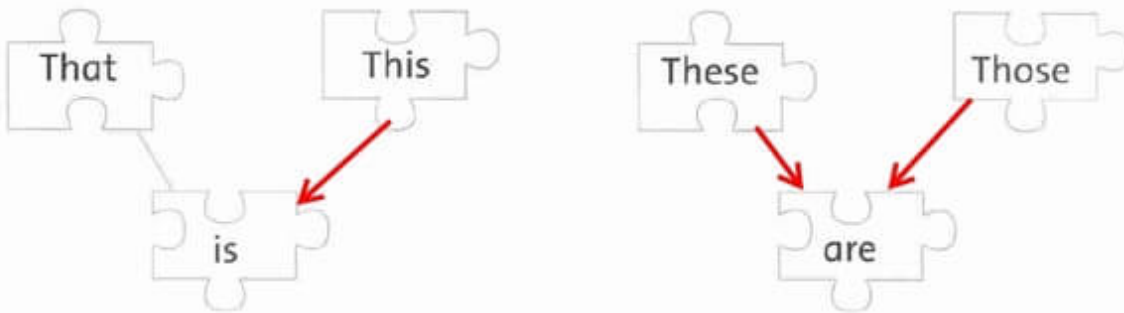
- 1 Look at this classroom.
- 2 There is a new table.
- 3 There are new pegs.
- 4 There are new computer.
- 5 There are new pencil cases.
- 6 There is a new board.

1 Match.

1 this d 2 that c 3 these b 4 those a




2 Match.



3 Write.

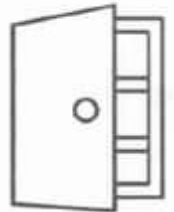
This is That is These are Those are



Lesson Three Words

1 Find and circle the words.

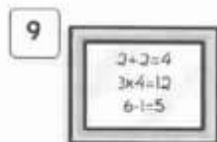
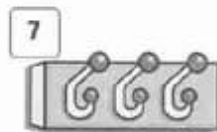
picture poster cupboard drawers



cupboard picture poster drawers

2 Look and write.


cupboard drawers poster picture ruler chair board
pencil case books computer pegs




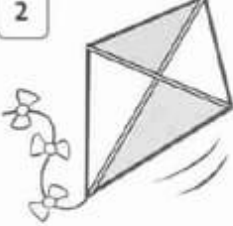







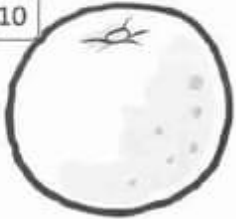
| | | | | | | | | | | | |
|----|---|---|----|---|---|---|---|---|---|---|---|
| 1 | p | i | c | t | u | r | e | | | | |
| 2 | p | e | n | c | i | l | | c | a | s | e |
| 3 | c | o | m | p | u | t | e | r | | | |
| | | | | y | | | | | | | |
| | | | 4 | c | h | a | i | r | | | |
| | 5 | r | u | l | e | r | | | | | |
| | 6 | d | r | a | w | e | r | s | | | |
| | 7 | p | e | g | s | | | | | | |
| 8 | b | o | o | k | s | | | | | | |
| | 9 | b | o | a | r | d | | | | | |
| 10 | c | u | p | b | o | a | r | d | | | |
| | | | 11 | p | o | s | t | e | r | | |
| | | | | m | | | | | | | |




1 Write the missing letters.



2 Say the word. Say the sound. Circle the beginning letter.

| | | | | |
|--------------------------------------------------------------------------------------------------------|---------------------------------------------------------------------------------------------------------|---------------------------------------------------------------------------------------------------------|----------------------------------------------------------------------------------------------------------|------------------------------------------------------------------------------------------------------------|
| 1  b h g | 2  l d k | 3  g y j | 4  o a c | 5  r p g |
| 6  o w u | 7  t b d | 8  g h y | 9  t s z | 10  o a e |

3 Match the capital and small letters.




Reading

1 Read.



My name's Layla. I'm in class 2A. This is my classroom. The tables are long. There's a big whiteboard and there are two computers. There are big posters on the wall. There are pictures too. Can you see my picture? It's a picture of my family. My teacher is Miss Green. She's very kind.



2 Read again. Circle five things in Layla's classroom.

3 Circle the incorrect word. Then write the sentence correctly.

- 1 The girl's name is Tina. The girl's name is Layla.
- 2 She's in class 4B. She's in class 2A.
- 3 The tables are short. The tables are long.
- 4 There's a blackboard. There's a whiteboard.
- 5 There are four computers. There are two computers.
- 6 Layla's picture is of her friends. Layla's picture is of her family.
- 7 The teacher's name is Miss White. The teacher's name is Miss Green.

Writing

1 Write the sentences again with capital letters.

1 this is layla. This is Layla.

2 layla's teacher is miss green. Layla's teacher is Miss Green.

3 his name's tim. His name's Tim.

4 rosy is tim's cousin. Rosy is Tim's cousin.

5 billy is her little brother. Billy is her little brother.

6 they're a happy family. They're a happy family.

About me!

student's answer

2 Circle the things in your classroom.

tables chairs board cupboard drawers computer
window door pegs boys girls teachers

3 Draw and write about your classroom.



This is my classroom.

This is the window.

This is the _____.

This _____.

These are the _____.

These _____.

2

They're happy now!

Lesson One Words

1 Match.

1 hot

b

2 cold

a

3 hungry

f

4 thirsty

c

5 happy

e

6 sad

d



2 Write.



He's happy.



She's hungry.



He's sad.



He's cold.



She's hot.



She's thirsty.

1 Write.

They're I'm We're She's He's



2 Write.

they're they we're They're Are aren't



Lesson Three Words

1 Order the words. Match.

1 . tired This is boy

This boy is tired. d

2 hungry . girls are These

These girls are hungry. c

3 angry ? Are they

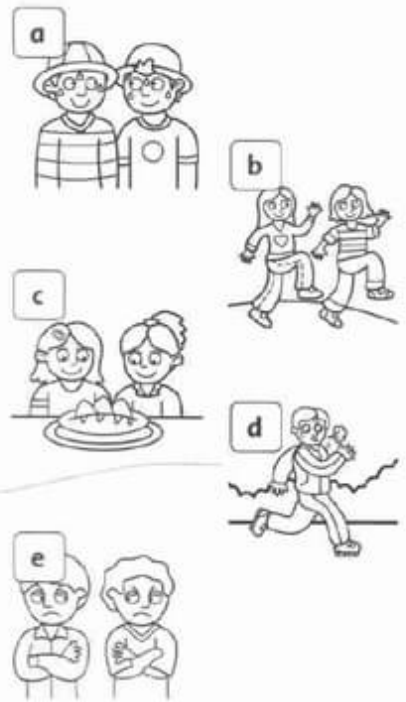
Are they angry? e

4 cold aren't boys . These

These boys aren't cold. a

5 . aren't tired We

We aren't tired. b



2 Find and circle the words. Write.



hungry



angry



brave



thirsty



hot



tired



happy



scared



cold



sad

| | | | | | | | |
|---|---|---|---|---|---|---|---|
| h | u | n | g | r | y | ★ | s |
| a | n | g | r | y | c | h | c |
| p | ★ | ★ | ★ | ★ | o | o | a |
| p | ★ | s | a | d | l | t | r |
| y | t | i | r | e | d | ★ | e |
| ★ | b | r | a | v | e | ★ | d |
| t | h | i | r | s | t | y | ★ |

1 Say the sound. Say the words. Circle the word that contains that sound.

1 **sh** chair shoes thumb

2 **ch** teacher fish bath

3 **th** thumb shoes chair

4 **sh** chair bath fish

2 Write the missing letters.

sh ch th



sh oes



th umb



ch air



tea ch er




ba th



fi sh

3 Write.

bath teacher shoes teacher fish chair



Look at my ¹ teacher .

Sitting on a ² chair .

Her ³ shoes are blue.

She's got long, black hair.

A picture of a ⁴ fish .

And a picture of a ⁵ bath .

Look at my ⁶ teacher .

Her name's Miss Wish.

Reading

1 Read.



I cry when I fall over.
I cry when I am sad.
I cry when Mum is angry,
When I do something bad.



I smile when I am happy.
I smile when I am good.
I smile when I am brave,
When I do something good.



2 Write the words in the correct boxes.

happy sad angry brave bad good

sad _____
angry _____
bad _____

happy _____
brave _____
good _____

3 Read again and write T (true) or F (false).

- 1 I cry when I am happy. F
- 2 I smile when I do something good. T
- 3 I cry when I am sad. T
- 4 I smile when Mum is angry. F
- 5 I smile when I am brave. T
- 6 I cry when I do something good. F

Writing

1 Write the long and short forms.

long form

- 1 I am happy.
- 2 She is tired.
- 3 **They are sad.** _____
- 4 We are scared.
- 5 **You are hungry.** _____
- 6 I am thirsty.
- 7 **He is cold.** _____
- 8 They are hot.

short form

- I'm happy.* _____
- She's tired.** _____
- They're sad. _____
- We're scared.** _____
- You're hungry. _____
- I'm thirsty.** _____
- He's cold. _____
- They're hot.** _____

About me!

Student's answer

2 How are you feeling today? Tick (✓) or cross (X).

- hot cold tired hungry thirsty happy
- sad brave angry scared

3 Draw and write about your feelings.

Today I'm happy. _____

Today I'm _____.

I'm _____.

Today I'm not _____.

I'm not _____.

3
































I can ride a bike!

Lesson One Words

1 What's next?

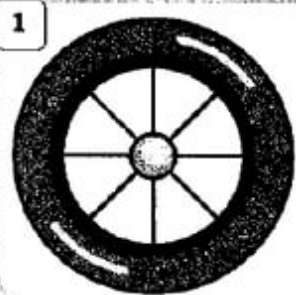
Look, draw and write.

ride a bike ride a horse skate skateboard
play tennis play football


| | | | | | | | |
|---|-------------------------------------------------------------------------------------|-------------------------------------------------------------------------------------|-------------------------------------------------------------------------------------|-------------------------------------------------------------------------------------|-------------------------------------------------------------------------------------|------------------------------------------------------------------------------------|---------------|
| 1 |  |  |  |  |  |  | ride a horse |
| 2 |  |  |  |  |  | | skate |
| 3 |  |  |  |  |  | | play tennis |
| 4 |  |  |  |  |  | | ride a bike |
| 5 |  |  |  |  |  | | play football |
| 6 |  |  |  |  |  | | skateboard |

2 Write the words in the correct box.

play tennis skateboard ride a bike skate play football



ride a bike
skateboard
skate



play football
play tennis

1 Look and write.

No, she can't. No, he can't. Yes, they can. Yes, he can.
 No, they can't. Yes, she can.



Can he ride a bike?
 Yes, he can.




Can she skate?
 No, she can't.



Can they play tennis?
 Yes, they can.



Can they skateboard?
 No, they can't.



Can she swim?
 Yes, she can.



Can he ride a horse?
 No, he can't.


2 Look again and write.

- 1 He can ride a bike.
- 2 She can't skate.
- 3 They can play tennis.
- 4 They can't skateboard.
- 5 She can swim.
- 6 He can't ride a horse.

Lesson Three Words

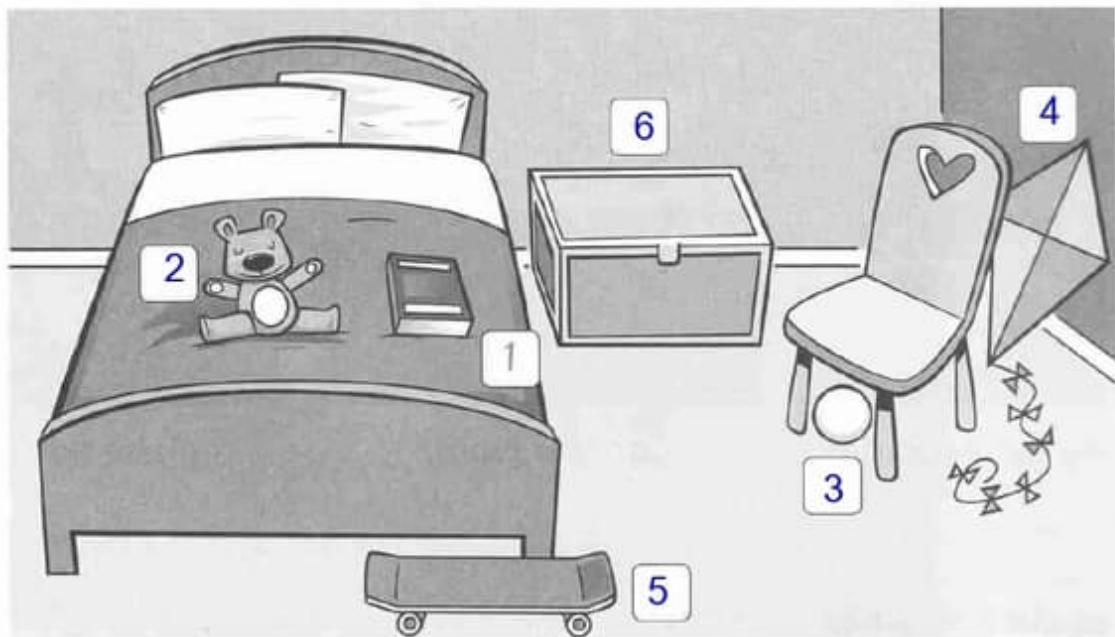
1 Match.

- 1 behind a
- 2 in front of d
- 3 next to e
- 4 between c
- 5 on f
- 6 under b



2 Write. Then number the picture.

under next to on in front of behind between











- 1 The book is next to the teddy.
- 2 The teddy is on the bed.
- 3 The ball is under the chair.
- 4 The kite is behind the chair.
- 5 The skateboard is in front of the bed.
- 6 The toy box is between the bed and the chair.

1 Say the sound. Say the words. Circle the word that contains that sound.











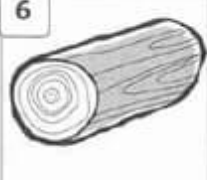

- | | | | | |
|---|----------|-----|-----|-----|
| 1 | a | bin | cat | jug |
| 2 | e | bed | mop | bus |
| 3 | i | dog | van | fig |
| 4 | o | peg | dog | bin |
| 5 | u | bus | bed | cat |

2 Write the missing letters.

a e i o u

- | | | | | | | | |
|---|------------------------------------------------------------------------------------|---|-------------------------------------------------------------------------------------|---|--------------------------------------------------------------------------------------|---|---------------------------------------------------------------------------------------|
| 1 |  | 2 |  | 3 |  | 4 |  |
| | j u g | | c a t | | d o g | | f i g |
| 5 |  | 6 |  | 7 |  | 8 |  |
| | v a n | | b i n | | b u s | | p e g |

3 Say the word. Look and write a word that rhymes.

- | | | | | | | | | |
|---|------------------------------------------------------------------------------------|-------------------------------------------------------------------------------------|---|-------------------------------------------------------------------------------------|-------------------------------------------------------------------------------------|---|---------------------------------------------------------------------------------------|---------------------------------------------------------------------------------------|
| 1 |  |  | 2 |  |  | 3 |  |  |
| | rug | jug | | man | van | | leg | feg |
| 4 |  |  | 5 |  |  | 6 |  |  |
| | big | fig | | tin | bin | | log | dog |

Reading

1 Read.


A Look at this bike. Two people can ride it. It's got two wheels and it's got two seats. Your mum or dad can sit at the front. You can sit behind. There are four pedals. It's fun to ride this bike with your mum or dad.



B Can you ride a bike with only one wheel? This man can. The wheel is very big and it's got one seat at the top. It's difficult to ride, but fun.



2 Read again. Write.

1  How many wheels has bike A got?

It's got two wheels.

2  How many seats has bike B got?

It's got one seat.

3 Circle the incorrect word. Then write the sentence correctly.

1 Bike A: It's got one wheels.

It's got two wheels.

2 Bike B: It's got a little wheel.

It's got a one wheel.

3 Bike A: Four people can ride this bike.

Two people can ride this bike.

4 Bike B: It's got two seat.

It's got one seat

5 Bike A: You can sit between.

You cant sit behind.

6 Bike B: The man can't ride this bike.

Then man can ride this bike.

Writing

1 Complete using *a* or *an*.1 This is an orange.2 I've got a bike.3 He's got a skateboard.4 This is an umbrella.5 It's an apple.6 She's got an egg.7 I've got a teddy.8 My sister's got an ice cream.

About me! Student's answer

2 Tick (✓) what you can do. Cross (X) what you can't do.

ride a bike ride a horse skate run
 play tennis play football swim fly
 climb skateboard sing draw

3 Draw and write about what you can and can't do.

I can play football.

I can _____.

I can _____.

I can't _____.

I can't _____.

Review 1



1 Write.

That is This is these are Those are This is



2 Read the words. Write them in the correct boxes.

hungry computer scared bike skateboard tired board
skates pegs hot football posters

school

computer

posters

pegs

board

feelings

hungry

scared

tired

hot

toys

bike

skateboard

skates

football

3 Say the words. Circle the word that contains a different sound.
Write the sound that is different.

sh ch th

1     sh

2  **3**   ch

3     th

4    **3** sh

4 Write.

Yes, she is. Yes, they are. No, he isn't. No, they aren't.
No, she isn't. Yes, he is.



Is he happy?
No, he isn't.



Is she hungry?
Yes, she is.



Is he brave?
Yes, he is.



Is she cold?
No, she isn't.



Are they tired?
Yes, they are.




Are they hot?
No, they aren't.

4 Have you got a milkshake?

Lesson One Words

1 Number the picture.



- 1 milkshake
- 2 salad
- 3 chicken
- 4 pizza
- 5 fries
- 6 cheese sandwich

2 Look and write.

pizza fries salad sandwich milkshake chicken

| | | | | | | | | | | | |
|---|---|---|---|---|---|---|---|---|---|---|---|
| 1 | | s | a | l | a | d | | 2 | | | |
| | | | | u | | | | | | | |
| | | 2 | s | a | n | d | w | i | c | h | |
| | | | | 3 | c | h | i | c | k | e | n |
| | 4 | m | i | l | k | s | h | a | k | e | |
| | | | | t | | | | | | | |
| | | 5 | p | i | z | z | a | | | | |
| | | | | m | | | | | | | |
| | 6 | f | r | i | e | s | | | | | |

1 Write.

Yes, he has. No, he hasn't. Yes, she has. No, she hasn't.



- 1 Has the boy got a milkshake? Yes, he has.
- 2 Has she got a milkshake? Yes, she has.
- 3 Has he got a pizza? No, he hasn't.
- 4 Has she got fries? No, she hasn't.

2 Order the words. Match.

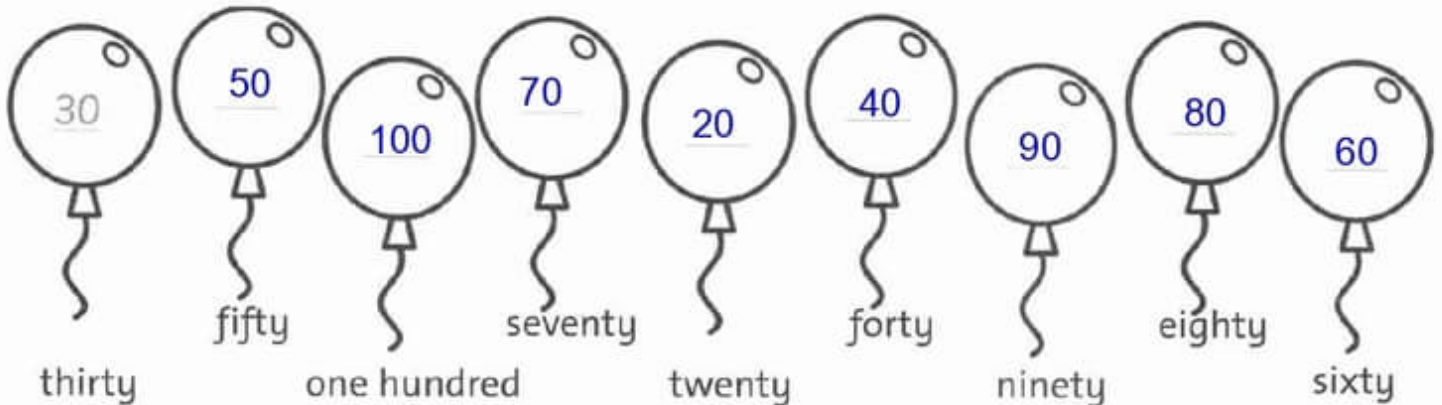
- 1 you a Have got pizza ?
Have you got a pizza?
- 2 sandwiches like the They .
They like the sandwiches.
- 3 hasn't He his . got fries
He hasn't got his fries.
- 4 hungry not . I'm
I'm not hungry.

d
c
b
a

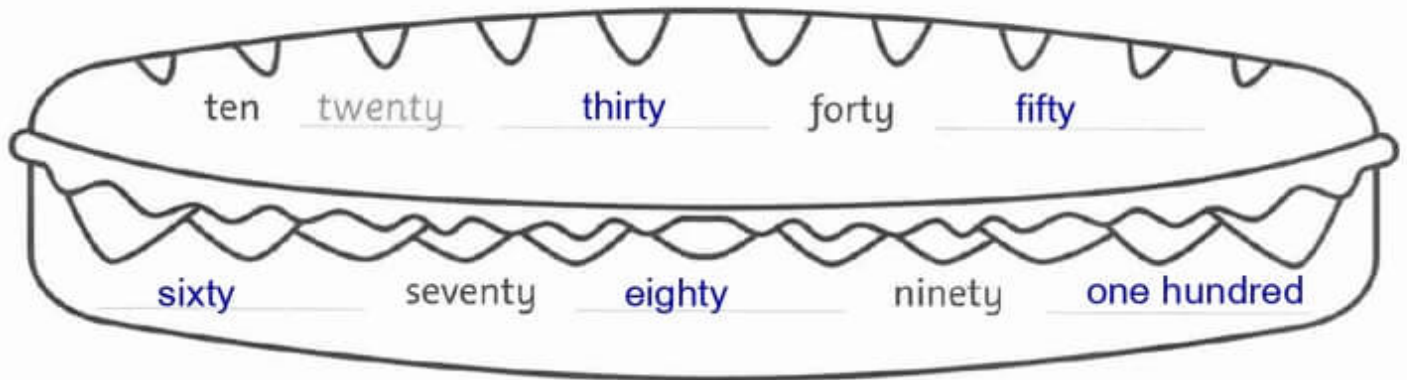


Lesson Three Words

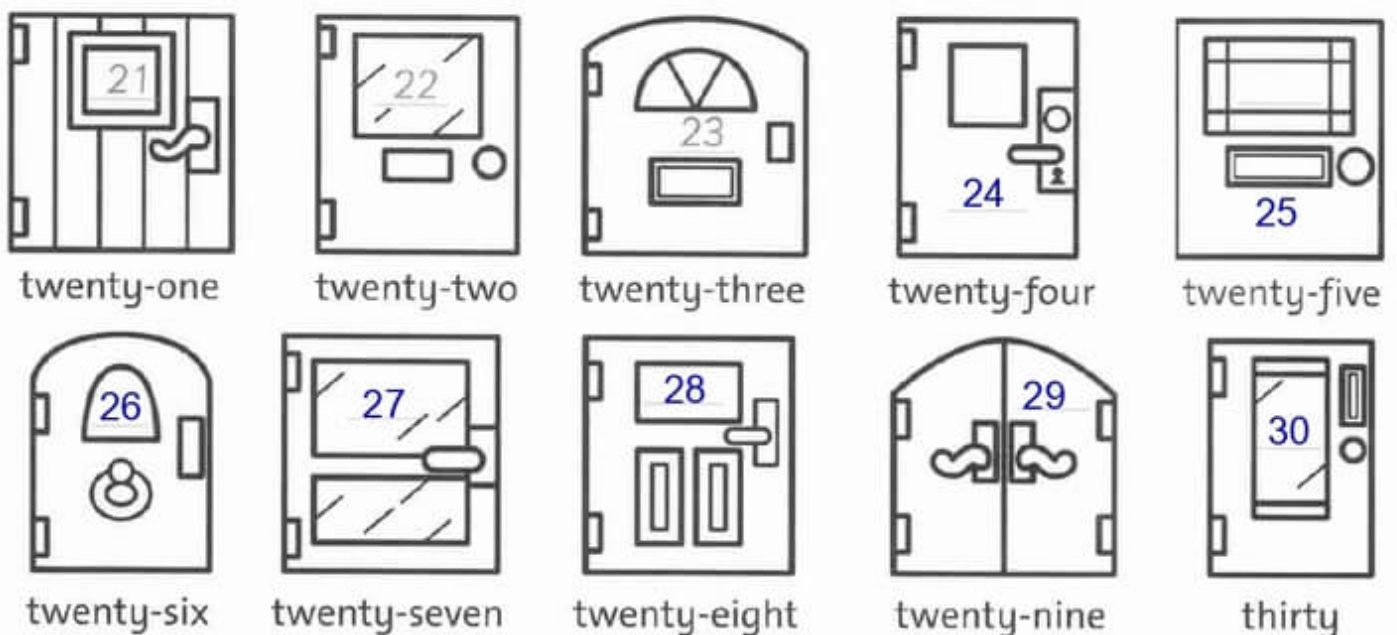
1 Write the numbers.



2 Now write the number words in order.







3 Look and write the numbers.



1 Say the sound. Say the words. Circle the word that contains that sound.

- 1 **gr** frisbee grapes bread 2 **br** brush frog grass
 3 **fr** frog brush bread 4 **gr** brush frisbee grass

2 Circle the letters at the beginning of each word.

- 1  gr fr br
 2  fr br gr
 3  gr fr br
 4  br gr fr

3 Write. juice grapes frisbee friends grass bread



There are ¹ grapes and ² bread ,
 And ³ juice in a glass.
 Friends together,
 In the green, green ⁴ grass .
 Play with a ⁵ frisbee ,
 Play football.
 The ⁶ friends have fun
 With a big, brown ball.

Reading

1 Read.

Kate: Let's look in our lunch boxes.

Simon: That's a good idea.

Kate: Have you got a sandwich?

Simon: Yes, I have. I've got an egg sandwich.

Kate: Have you got chicken?

Simon: No, I haven't. But I've got a salad. And I've got a biscuit. And you?

Kate: I've got a cheese and tomato sandwich. But I haven't got a salad. I haven't got a biscuit. But I've got a yogurt.



2 Read again. Tick (✓) what they've got. Cross (X) what they haven't got.

| | Simon | Kate |
|------------------------------|-------|------|
| 1 biscuit | ✓ | x |
| 2 egg sandwich | ✓ | x |
| 3 salad | ✓ | x |
| 4 chicken | x | x |
| 5 cheese and tomato sandwich | x | ✓ |
| 6 yogurt | x | ✓ |

3 Read again and write T (true) or F (false).

1 Kate has got a biscuit. F

2 Kate hasn't got a biscuit. T

3 Simon hasn't got salad. F

4 Kate has got a salad. F

5 Simon has got an egg sandwich. T

6 Kate has got a yogurt. T

Writing

1 Write . or ? at the end of each sentence.

1 Can you skateboard

Can you skateboard?

2 I've got an apple

I've got an apple.

3 Have you got a sandwich

Have you got a sandwich?

4 No, I haven't

No, I haven't.

5 Do you like yogurt

Do you like yogurt?

6 Has he got a pizza

Has he got a pizza?


About me!

student's answer

2 Circle the food you have got in your lunch box.

salad fries pizza milkshake cheese sandwich
 yogurt biscuit orange apple pear banana chicken

3 Draw and write about what's in your lunch box.

I've got a pizza in my lunch box.

I've got a _____.

I've _____.

I haven't got _____.

I _____.

5

We've got English!

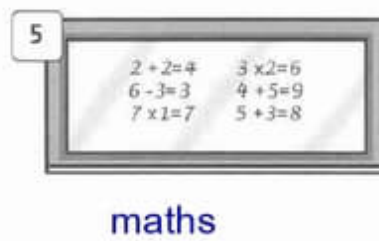
Lesson One Words

1 Circle the words.

maths PE science music English art



2 Now write.



3 Look at the numbers on the pictures above and write.

What have you got on Monday?

I've got ² music and ⁶ science.

What have you got on Wednesday?

I've got ⁴ English and ⁵ maths.

1 Match. Then write.



our



their

2 Match.

| | | | | | |
|------|--------|---------|-----------|----------|--------|
| | Monday | Tuesday | Wednesday | Thursday | Friday |
| 9.00 | art | English | maths | science | |

- 1 When have we got English? **b** a We've got art.
 2 What have we got on Thursday? **d** b On Tuesday.
 3 What have we got on Monday? **a** c On Wednesday.
 4 When have we got maths? **c** d We've got science.

3 Write.

- 1 Tuesday We've got English on Tuesday.
 2 Monday We've got art on Monday.
 3 Thursday We've got science on Thursday.
 4 Wednesday We've got maths on Wednesday.

Lesson Three Words

1 Look and write.


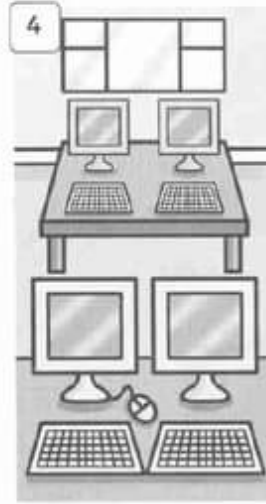
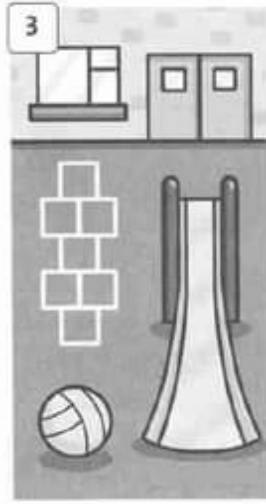
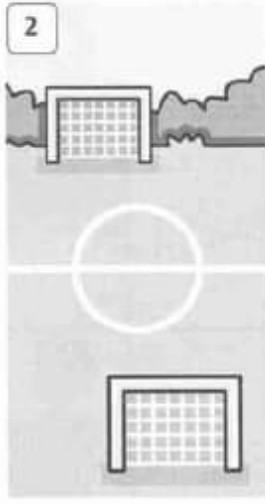

computer room

art room

sports field

playground

classroom



art room

sports field

playground

computer room

classroom

2 Match.


1 playground **b**

2 computer room **d**

3 sports field **c**

4 art room **a**

5 classroom **e**



pictures

bin

ball

computers

books

3 Now write.

1 We've got a bin in the playground.

2 We've got pictures in the art room.

3 We've got computers in the computer room.

4 We've got books in the classroom.

5 We've got a ball in the sports field.

1 Say the sound. Say the words. Match.

| | | |
|---|-----------|----------|
| 1 | tr | a dress |
| 2 | dr | b tree |
| 3 | cr | c crab |
| | | d truck |
| | | e crayon |
| | | f drum |

2 Write the missing letters.

dr tr cr



tr ee



cr ab



dr um



dr ess



cr ayon



tr uck

3 Write.

drum train crab truck dress tree crayons



A ¹ train and a ² truck .
 A ³ crab and a ⁴ drum .
 I draw with my ⁵ crayons ,
 And I have fun.
 A girl in a ⁶ dress .
 A bird in a ⁷ tree .
 Get your ⁵ crayons ,
 And draw with me.

Reading

1 Read.

At our school we've got two big playgrounds. This is my playground. It is for the Primary 1, 2 and 3 pupils. The Primary 4, 5 and 6 pupils play in a different playground.

In our playground there is a climbing frame and a bin. There are squares on the playground where we can play jumping games. The pupils can play ball and run around. We can also talk to our friends. We love our playground.



2 Read again. Circle four things that are in the playground.

3 Read again. Then write.

bin playgrounds friends squares big ball

- 1 At this school, there are two playgrounds .
- 2 The playgrounds are big .
- 3 In this playground, there is a climbing frame and a bin .
- 4 There are squares for jumping games.
- 5 The pupils can play jumping games .
- 6 The children can talk to their friends .

Writing

1 Write the sentences with capital letters.

1 we've got science on tuesday. We've got science on Tuesday.

2 what have we got on thursday? What have we got on Thursday?

3 have we got maths on monday? Have we got maths on Monday?

4 we haven't got school on saturday. We haven't got school on Saturday.

5 what have we got on wednesday? What have we got on Wednesday?

6 we've got art on wednesday. We've got art on Wednesday.

About me!

student's answer

2 Tick (✓) the school subjects you've got today. Cross (X) the subjects you haven't got.

art maths English science PE music

3 Draw and write about today's subjects.

We've got English.

We've got _____.

We've _____.

_____.

We haven't got _____.

We _____.

_____.

6 Let's play after school!

Lesson One Words

1 Match.

1 help my **b**

2 do my **d**

3 visit my **f**

4 go **a**

5 have a **e**

6 watch **c**

a swimming

b mum

c TV

d homework

e music lesson

f grandma

2 Look and write.

1



go swimming

2



watch TV

3



help my mum

4



do my homework

5



visit my grandma

6



have a music lesson

1 Order the words. Match.

1 mum . help my I
I help my mum.

2 visit grandma I . my
I visit my grandma.

3 homework I my do .
I do my homework.

4 TV . don't watch I
I don't watch TV.



a



b



d



2 Write.

1 **Monday**

I do my homework.

I don't watch TV.

2 **Tuesday**

I go swimming.

I don't visit my grandma.

3 **Wednesday**

I help my mum.

I don't go swimming.

4 **Thursday**

I have a music lesson.

I don't watch TV.

Lesson Three Words

1 Circle the correct word. Write.



After school, I listen to music.

write listen to



I read a book.

read listen to



I play with my friends.

write play



I write an email.

play write

2 Write. Then number the picture.

help read listen play write watch

1 I listen to music.


2 I read a book.

3 I watch TV.

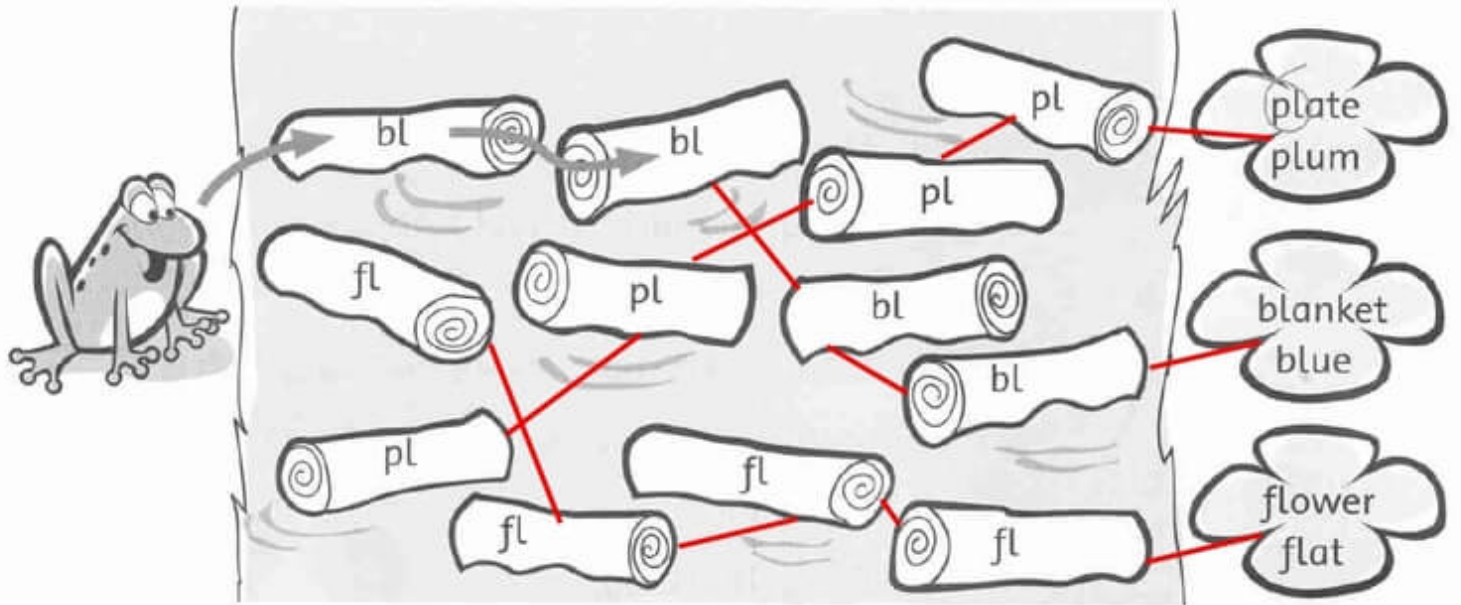
4 I write an email.

5 I play with my friend.

6 I help my mum.



1 Join the sounds. Circle the sounds in the words.



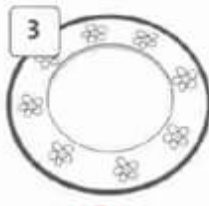
2 Say the words. Circle the sound.



fl pl **bl**



fl pl bl



fl **pl** bl



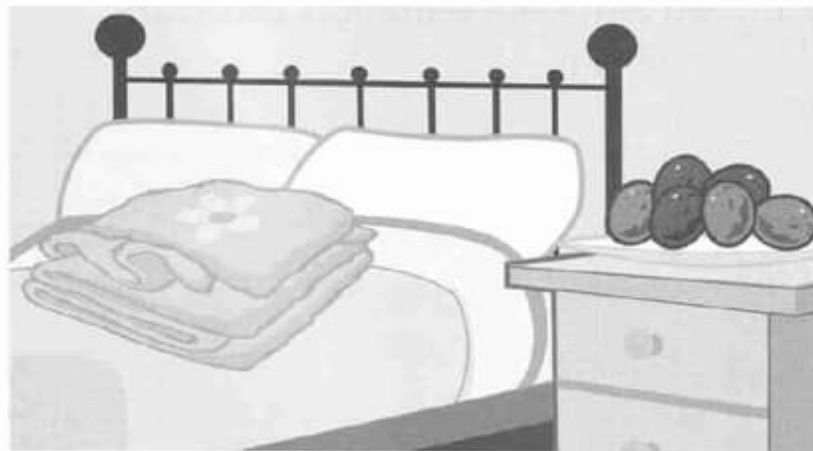
fl **pl** bl



fl pl bl

3 Write.

plums flower blanket plate



¹ Plums on a plate.

¹ **Plums** on a plate.

Blue plums, black plums,
Plums on a ² **plate**.

A ³ **blanket** on a bed.

A blanket on a bed.

There's a pretty ⁴ **flower**

On the blanket on the bed.

Reading

1 Read.



My name's Alex.

Every day after school I do my homework and I help my mum.

I really like sport. Every Tuesday, I play football after school. All my friends play too.

I love it!

Every Thursday,

I visit my

cousins. We play with our toys together. I've got two cousins. One is a boy and his name is Zac. He's ten. The other is a girl and she's six. Her name is Abby.



2 Circle the words that are incorrect. Then write the sentences correctly.

1 I'm Tony.

2 After school, I help my sister.

3 Every Tuesday, I play basketball.

4 Every Wednesday I visit my cousins.

5 Zac and Abby are my friends.

6 I've got four cousins.

7 Zac is six.

8 Abby is a boy.

I'm Alex.

After school, I help my mum.

Every Tuesday, I play football.

Every Thursday, I visit my cousins.

Zac and Abby are my cousins.

I've got two cousins.

Zac is ten.

Abby is a girl.

Writing

1 Circle the verbs. Then match.

- 1 I visit my cousins. a
- 2 I play football. d
- 3 I help my mum. f
- 4 I have a music lesson. e
- 5 We play with our toys. b
- 6 We watch TV. c



About me!

student's answer

2 Circle the things you do after school.

- help my mum do my homework watch TV read a book
 write an email play with my friends listen to music

3 Draw and write what you do and don't do after school.

After school, I visit my grandma.

After school, I _____

I _____.

I don't _____.

I don't _____.



1 Write. Then colour the shirts.

your our my their



2 Read the words. Write them in the correct boxes.

maths twenty chicken English science salad
 forty fries thirty eighty music pizza

numbers

twenty
 thirty
 eighty
 forty

food

chicken
 fries
 salad
 pizza

subjects

English
 maths
 science
 music

3 Read and write the numbers.



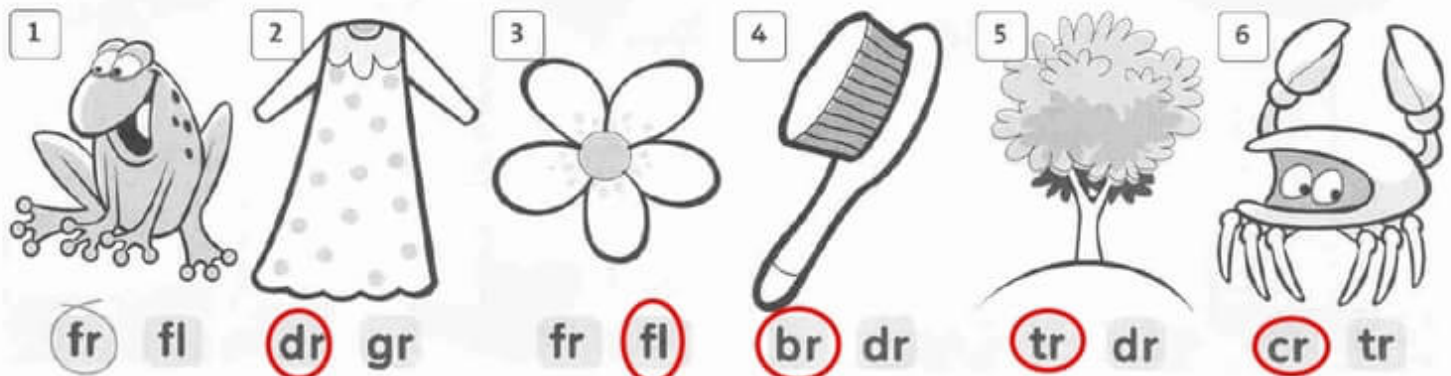
- 1 The car is number twenty-four.
- 2 The skateboard is number eighty-one.
- 3 The train is number seventy-nine.
- 4 The doll is number thirty-seven.
- 5 The kite is number forty-six.

4 Complete the questions.

| | |
|------|------|
| What | When |
|------|------|

- 1 What have we got on Tuesday? We've got science.
- 2 When have we got art? On Wednesday.
- 3 When have we got English? On Monday.
- 4 What have we got on Monday? We've got PE.
- 5 What have we got on Thursday? We've got maths.
- 6 When have we got science? On Tuesday.

5 Circle the beginning sound.



7

Let's buy presents!

Lesson One Words

1 Find and circle the words.

present cake chocolate card balloon sweets



2 Match. Then write.

chocolate sweets balloon present cake card



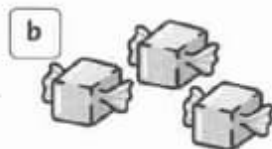
b



chocolate



d



sweets



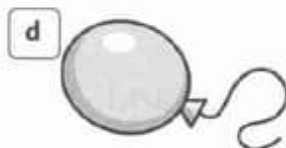
a



card



e



balloon



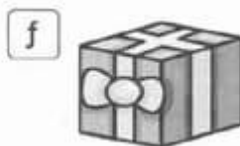
c



cake



f



present

1 Write.

like likes don't like doesn't like



I like chocolate.



I don't like sweets.





She likes balloons.



She doesn't like chocolate.

2 Read. Then write.

likes doesn't like like likes



Lesson Three Words

1 Find and circle the words.

neighbour tie nuts pastries



axpastriestp



ieynutsas



mptieo



eneighbourop

2 Look and write.

cake sweets balloon pastries nuts
chocolate neighbour tie card



1 c a r d
2 t i e




3 n e i g h b o u r



4 s w e e t s
5 n u t s



6 c h o c o l a t e
7 p a s t r i e s



8 c a k e
9 b a l l o o n
l

1 Say the words. Circle the word that begins with a different sound.

- 1 gloves glue clock 2 slide cloud slippers
 3 glue clock cloud 4 slide gloves glue
 5 slippers glue slide

2 Write the missing letters.

cl gl sl



gloves



clock



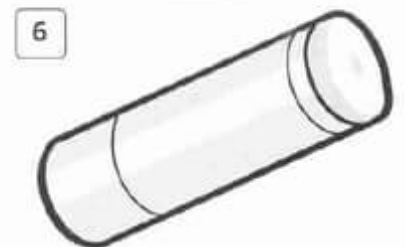
slide



cloud



slippers



glue

3 Write.

gloves slide slippers clock clouds



I take off my ¹ slippers,
 I go outside.
 I put on my ² gloves,
 And I play on the ³ slide.
 I look at the ⁴ clock.
 I see ⁵ clouds in the sky,
 Time to take off my gloves,
 Time to say, 'Goodbye'.



Reading

1 Read.

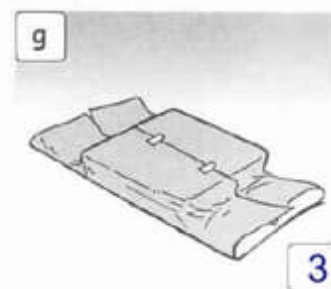
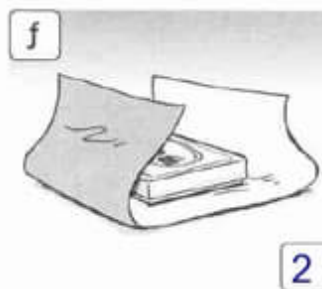

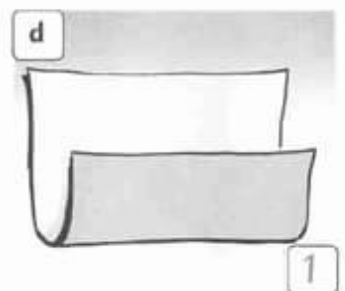
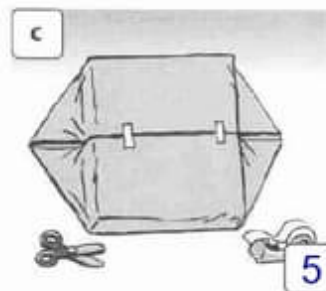
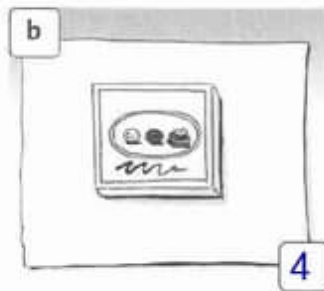

How to wrap a present

This is a present for my friend Holly. It's a box of chocolates.

- 1 Get paper. Holly's favourite colour is red, so this is red paper.
- 2 Put the present on the paper.
- 3 Fold up the paper.
- 4 Stick it with tape.
- 5 Make triangles with the paper. Stick the triangles with tape.
- 6 Stick pictures on the present. Holly likes flowers.
- 7 Write a card. My card says, 'To Holly. You are a good friend. From Teresa.'



2 Read again. Put the pictures in the correct order.



Writing

1 Write the long and short forms.

long form

- 1 I do not like sweets.
- 2 He does not like balloons.
- 3 She does not like eggs.
- 4 I do not like tigers.
- 5 I do not like snakes.
- 6 My mum does not like cats.
- 7 My grandpa does not like cake.

short form

- I don't like sweets.
- He doesn't like balloons.
- She doesn't like eggs.
- I don't like tigers.
- I don't like snakes.
- My mum doesn't like cats.
- My grandpa doesn't like cake.

About me! Student's answer

2 Think about a present for your mum. Tick (✓) the things she likes. Cross (X) the things she doesn't like.

- cakes books pastries nuts grapes
- toy cars yo-yos balloons slippers gloves

3 Draw and write about presents for your mum.

My mum likes sweets.

My mum likes _____.

She likes _____.

She doesn't like _____.

She _____.

8

What's the time?

Lesson One Words

1 Write.

get up have breakfast go to school go home
 have dinner go to bed



have dinner



have breakfast



go to school



get up



go to bed



go home

2 Order the words. Look at the pictures above and match.

1 school go I to .

I go to school.

3

2 home . go I

I go home.

6

3 . up get I

I get up.

4

4 dinner I . have

I have dinner.

1

5 bed . I to go

I go to bed.

5

6 I breakfast have .

I have breakfast.

2

1 Look and write.



It's seven o'clock.



It's three o'clock



It's ten o'clock



It's six o'clock



It's two o'clock



It's twelve o'clock

2 Read and match.

1 He has breakfast.

c



2 He gets up.

a



3 He has dinner.

d



4 He goes to school.

b



3 Now write the sentences in the correct order.

1 He gets up at six o'clock.

2 He has breakfast at seven o'clock.

3 He goes to school at eight o'clock.

4 He has dinner at six o'clock.

Lesson Three Words

1 Look at the pictures and match.

1 in the morning

b

2 in the afternoon

d

3 in the evening

a

4 at night

c



2 Write.



I have breakfast
in the morning.



I go to bed at night



I have dinner at
six o'clock.



I have lunch
in the afternoon



I get up in
the morning



I play with my toys
in the afternoon.

3 Now point and say.

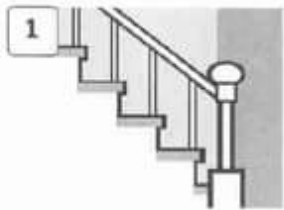
I have breakfast in the morning.
I go to bed ...

1 Say the words. Circle the word that begins with a different sound.

- | | | |
|----------|-------|-------|
| 1 small | smile | sky |
| 2 stairs | snow | star |
| 3 star | snow | snake |
| 4 skates | small | sky |
| 5 skates | small | smile |

2 Write the missing letters.

sm sn st sk




st airs



smile



snake



star



sk y



snow



sk ates



small

3 Write.

sky snake stars snow smile



- Look at the small ¹ snake
- In the ² snow _____.
- A snake with a ³ smile _____.
- Watch it go.
- Look at the ⁴ stars _____
- In the night ⁵ sky _____.
- It's time for bed, snake.
- Say, 'Goodbye'.











Reading

1 Read.

- My name's Harry and this is my dad.
- In the morning, I get up at seven o'clock. My dad gets up at six o'clock.
- I go to school at eight o'clock. My dad goes to work at seven o'clock.
- I go to school by bus. He goes to work by car.
- I go home at four o'clock in the afternoon. My dad goes home at seven o'clock in the evening.
- I go to bed at eight o'clock. My dad goes to bed at eleven o'clock.



2 Read again. Write H (Harry) or D (Dad).

| | | |
|------------------------------|----------------------------------------------------------------------------------------------------------------|------------------------------------------------------------------------------------------------------------------|
| 1 get up |  <input type="checkbox"/> D |  <input type="checkbox"/> H |
| 2 go to school go to work |  <input type="checkbox"/> H |  <input type="checkbox"/> D |
| 3 go by... |  <input type="checkbox"/> D |  <input type="checkbox"/> H |
| 4 go home |  <input type="checkbox"/> D |  <input type="checkbox"/> H |
| 5 go to bed |  <input type="checkbox"/> D |  <input type="checkbox"/> H |

Writing




1 Write. What Where's When Where What's When




- 1 What's your name? My name is Harry.
- 2 Where's his teddy? His teddy is in his bedroom.
- 3 Where do you go? I go to school.
- 4 When do you have PE? On Tuesday.
- 5 What does she like? She likes chocolate and sweets.
- 6 When does she get up? She gets up in the morning.

About me!

 Student's answer.

2 Write the times you do these things.

get up  have breakfast  go to school 

have lunch  have dinner  go to bed 

3 Draw and write about your day.

I get up at six o'clock.

I get up at _____.

I _____.

9

Where does she work?

Lesson One Words

1 Find and circle the words.

hospital airport fire station police station shop school



1 to school mbh



2 b police z
h station k



3 ar hospital ou



4 cht shop tub x



5 mkl airport ry



6 v fire y station t

2 Look and write.

1 hospital



2 police station.



3 airport



4 fire station




6 school



5 shop





1 Follow the maze and write.

hospital school airport police-station fire station shop



- 1 He works in a police station.
- 2 She works in a school.
- 3 He works in an airport.
- 4 He works in a fire station.
- 5 He works in a shop.
- 6 She works in a hospital.

2 Match.

- | | | |
|-------------------------------------------------------------------------------------------------------------------------------------------------------------------------------------------------------------------------------------------------------------------------------------------------------------------------------------------------------------------------------------|-----------------------------------------------------------------------------------------------------------------------------------------------------------------------------------------|---------------------------------------------------------------------------------------------------|
| <p>1 </p> <p>2 </p> <p>3 </p> <p>4 </p> | <p>Does he work in a police station? b</p> <p>Does she work in a fire station? c</p> <p>Does he work in a school? a</p> <p>Does she work in a school? d</p> | <p>a No, he doesn't.</p> <p>b Yes, he does.</p> <p>c No, she doesn't.</p> <p>d Yes, she does.</p> |
|-------------------------------------------------------------------------------------------------------------------------------------------------------------------------------------------------------------------------------------------------------------------------------------------------------------------------------------------------------------------------------------|-----------------------------------------------------------------------------------------------------------------------------------------------------------------------------------------|---------------------------------------------------------------------------------------------------|

Lesson Three Words

1 Find and circle the words.

supermarket bank zoo station




2 Look and write.

school police station fire station station shop
hospital supermarket bank airport zoo



1 s h o p
2 p o l i c e s t a t i o n
3 b a n k
4 s c h o o l
5 s u p e r m a r k e t
6 s t a t i o n



7 z o o



8 a i r p o r t
9 h o s p i t a l
10 f i r e s t a t i o n



1 Order the letters.

1 ecfa



face

2 klea




lake

3 lea np



plane

4 aget



gate

2 Write.


lake gate cake face



Open the ¹ gate .
 See the ² lake .
 A smile on your ³ face .
 Here is a ⁴ plane .

3 Read. Circle the words with a_e. Underline the words with a.

1



There is a cat next to the lake.

2



Open the gate Here comes a van.

4 Now write the words in the correct box.

a_e

lake

gate

a

cat

van

Reading

1 Read.

I'm Jason. My dad works in an office. Every day he gets up at six o'clock. He puts on a white shirt black trousers and a tie. He has breakfast. Then he goes to work by car.

In his office, my dad's got a big table. His computer is on the table. He's also got photos of my mum, my sister and me on his table. There is a box with pens and pencils.

He goes home at five o'clock and we all have dinner together at seven o'clock.



2 Read again. Circle three clothes words. Underline three family words.

3 Circle the incorrect word. Then write the sentences correctly.

1 Jason's dad works in a school.

Jason's dad works in an office.

2 He gets up at nine o'clock.

He gets up of six o'clock.

3 He puts on green trousers.

He puts on black trousers.

4 He goes to work by train.

He goes to work by car.

5 There are pens and apples in the box.

There ore pens and pencils in the box.

6 He goes home at three o'clock.

He goes home of five o'clock.

7 They have lunch at seven o'clock.

They hove dinner of seven o'clock.

Writing

1 Write the sentences with commas (,) and *and*.

1 I like apples grapes bananas.

I like apples, grapes and bananas.

2 There are birds monkeys lions tigers.

There are birds, monkeys, lions and tigers.

3 We've got English maths science music.

We've got English, maths, science and music.

4 He likes chicken pizza salad.

He likes chicken, pizza and salad.

5 I get up have breakfast go to school.

I get up, have breakfast and go to school.

About me! Student's answer

2 Circle the places where your family work.

hospital school airport police station fire station
shop zoo station supermarket bank office

3 Draw and write about where your family work.



My mum works in a bank.

My _____ works in a _____.

My _____



1 Write.

No doesn't she Yes does work Does nurse

1

Does your mum work?

Yes, she does.

2

Does she work in a bank?

No, she doesn't

3

Does she work in a hospital?

Yes, she does.

4

Is she a nurse?

No, she isn't. She's a doctor.

2 Read the words. Write them in the correct boxes.

morning school balloons night nuts afternoon airport
evening supermarket sweets pastries fire station

places

school _____
airport _____
supermarket _____
fire station _____

times

morning _____
night _____
afternoon _____
evening _____

presents

balloons _____
nuts _____
sweets _____
pastries _____



3 Circle the word that contains a different sound.
Write the word that is different.

1



cat

2



lake

3



4



hat

4 Write.

Yes, he does.

No, he doesn't.



My name's Ted. My dad is a pilot. He works at night.



Does Ted's dad get up at eight o'clock?
No, he doesn't.



Does he go to bed at six o'clock?
No, he doesn't.



Does he have dinner at nine o'clock?
No, he doesn't.



Does he go home at one o'clock?
Yes, he does.

10

It's hot today!

Lesson One Words

1 Match.

1 It's raining. **c**

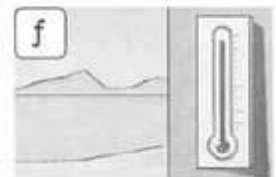
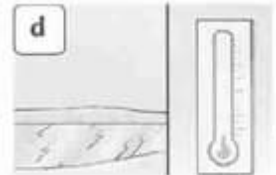
2 It's windy. **a**

3 It's hot. **f**

4 It's cold. **d**

5 It's snowing. **e**

6 It's sunny. **b**



2 Now write.



It's windy.



It's snowing.



It's cold.



It's hot.



It's sunny.



It's raining.

1 Order the words.

1 weather What's like the ?

What's the weather like?

2 your . on Put hats sun

Put on your sun hats.

3 put Don't . your on coat

Don't put on your coat.

4 umbrellas got haven't . We our

We haven't got our umbrellas.

5 window close Don't the .

Don't close the window.

6 . the Open door

Open the door.

2 Write

Put on

Don't put on

1



It's cold. Put on
your coat.

2



It's windy. Don't put on
your hat.

3



It's raining. Put on
your raincoat.

4




It's sunny. Put on
your sun cream.

5



It's snowing. Don't put on
your shorts.


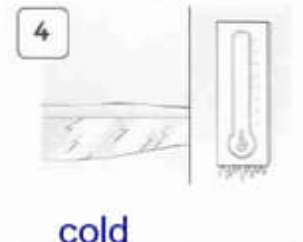
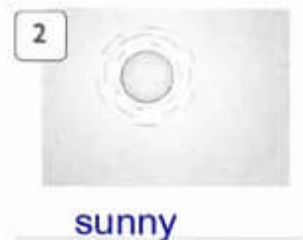
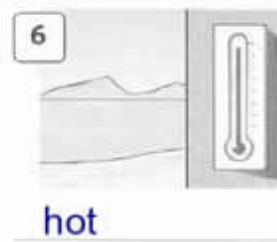
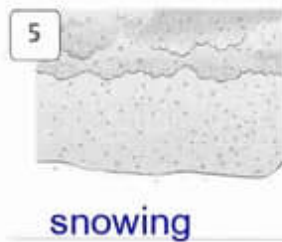
6



It's hot. Don't put on
your coat.

Lesson Three Words

1 Find and circle the weather words. Then write.



2 Now look and write.

play outside windy snowing wear coats
sunny fly a kite make a snowman



1 When it's windy, we fly a kite.








2 When it's snowing, we make a snowman and we wear coats.



3 When it's sunny, we play outside.

1 Order the letters.

| | | | | |
|----------------------------------------------------------------------------------------------------|-----------------------------------------------------------------------------------------------------|-------------------------------------------------------------------------------------------------------|------------------------------------------------------------------------------------------------------|-------------------------------------------------------------------------------------------------------|
| 1 kbie  bike | 2 enil  line | 3 itewh  white | 4 eikt  kite | 5 nnei  nine |
|----------------------------------------------------------------------------------------------------|-----------------------------------------------------------------------------------------------------|-------------------------------------------------------------------------------------------------------|------------------------------------------------------------------------------------------------------|-------------------------------------------------------------------------------------------------------|

2 Write.

line nine bike kite white



Ride your ¹ bike . Fly your ² kite _____ .
 The bike is red. The kite is ³ white _____ .
 White kite, white kite.
 Count the children in the ⁴ line _____ .
 All together there are ⁵ nine _____ .
 Nine in the line. Nine in the line.

3 Read. Circle the words with i_e. Underline the words with i.



Here are nine figs in a line.



Don't put my kite in the bin.

4 Now write the words in the correct box.

| | |
|------|------|
| i_e | i |
| nine | figs |
| line | bin |
| kite | |

Reading

1 Read.



It's break time. It's very hot and sunny outside. Wear your sun hats, please. Don't put on your coats.

It's PE time in the sports field. Don't put on your tracksuits. It's too hot. Put on your PE shorts and T-shirts.

It's home time. It's raining and windy now. Put on your raincoats and take your umbrellas. Don't wear your hats. They can blow away. See you tomorrow.

2 Read again. Write the weather.

- 1 It's break time. What's the weather like? It's very hot and sunny outside.
- 2 It's PE time. What's the weather like? It's too hot.
- 3 It's home time. What's the weather like? It's raining and windy.

3 Read again and tick (✓).

| | Break time | PE time | Home time |
|------------------------------------|------------|---------|-----------|
| 1 Don't put on your coats. | ✓ | | ✓ |
| 2 Don't wear your hats. | ✓ | | |
| 3 Put on your raincoats. | | | ✓ |
| 4 Wear your sun hats. | ✓ | | |
| 5 Don't put on your tracksuits. | | ✓ | |
| 6 Put on your shorts and T-shirts. | | ✓ | |
| 7 Take your umbrellas. | | | ✓ |

Writing

1 Now write the words in the correct boxes.

wear cold tired
go ride hungry
thirsty eat
sunny drink

verbs
wear
go
ride
eat
drink

adjectives
cold
tired
hungry
thirsty
sunny

About me!

Student's answer

2 Circle today's weather. What can you do? Tick (✓) or cross (X).

raining windy hot cold snowing sunny

go outside fly a kite make a snowman
wear a coat wear a sun hat take an umbrella

3 Draw and write about the weather and the things you can and can't do.




Today it's sunny. I can go outside.
Today, it's _____.
I can _____.
I can't _____.

11

What are you wearing?

Lesson One Words

1 Number the picture.



- 1 skirt
- 2 scarf
- 3 gloves
- 4 jeans
- 5 boots
- 6 shirt

2 Now look and write.

This is

These are

1



These are gloves.

2



This is a shirt.

3



These are jeans.

4



This is a scarf.

5



This is a skirt.

6



These are shoes.

1 Write.

skirt scarf gloves jeans boots shirt



He's wearing jeans.



She's wearing gloves.



She's wearing shoes.



He's wearing a shirt.



He's wearing a scarf.



She's wearing a skirt.

2 Write.

dress is What I'm T-shirt wearing He's




Lesson Three Words


1 Read and draw the times on the clocks.



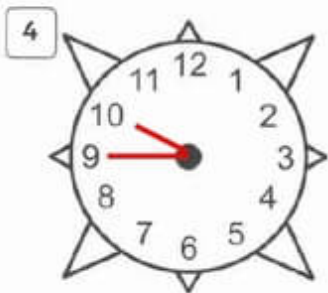
It's three o'clock.




It's half past two.



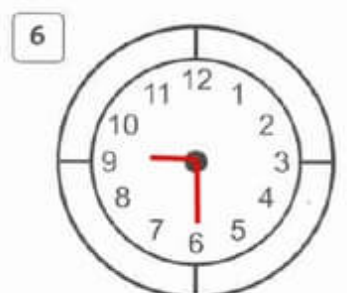
It's quarter past eight.



It's quarter to ten.



It's eleven o'clock.



It's half past nine.

2 Look at the clocks and write the times.



It's quarter past four.



It's seven o'clock.



It's half past five.



It's quarter past eleven.








It's quarter to seven.



It's half past three.

1 Order the letters.

| | | | | |
|-------------------------------------------------------------------------------------------------------|--------------------------------------------------------------------------------------------------------|--------------------------------------------------------------------------------------------------------|---------------------------------------------------------------------------------------------------------|-------------------------------------------------------------------------------------------------------------|
| 1 o e h m  home | 2 s e o n  nose | 3 o p r e  rope | 4 e n o b  bone | 5 n t s e o  stone |
|-------------------------------------------------------------------------------------------------------|--------------------------------------------------------------------------------------------------------|--------------------------------------------------------------------------------------------------------|---------------------------------------------------------------------------------------------------------|-------------------------------------------------------------------------------------------------------------|

2 Write.

nose rope stone bone home



The dog has got my ¹ rope .
The dog is on a ² stone .
Hurry up, dog.
I want to go ³ home .
My ⁴ nose is cold.
Here is a ⁵ bone .
Hurry up, dog.

3 Read. Circle the words with o_e. Underline the words with o.



A dog has got a bone

There is a mop in my home

4 Now write the words in the correct box.

o_e

bone

home

o

dog

mop

Reading

1 Read.



Where is my friend?

I'm at the station.
Where is my friend?
At the front of the train?
Or is she at the end?

Where is Lucy?
Is she wearing a skirt?
Is she wearing her jeans?
Or wearing a shirt?

Here is my friend.
She's got a toy cow.
I say, 'Hello, Lucy',
And we're both happy now.

2 Read again. Circle three clothes words. Underline one toy.

3 Read again and circle the correct word. Write.

1 The girl is at the station .

farm station zoo school

2 She can't see her friend .

aunt mum friend sister

3 Her friend's name is Lucy .

Katie Sally Milly Lucy

4 Lucy is on the train .

swings bus train slide

5 Her friend has got a toy cow .

goat teddy rabbit cow

6 Lucy and her friend are happy .

sad happy angry scared

Writing

1 Look and write. to past

1  It's quarter to seven.

2  It's quarter past three.

3  It's quarter past nine.

4  It's quarter to eleven.

5  It's quarter to four.

6  It's quarter past two.

About me! Student's answer.

2 Look and circle the clothes you are wearing now. Write the colours.

| | | | |
|-------------|----------------|-------------|---------------|
| skirt _____ | trousers _____ | shirt _____ | T-shirt _____ |
| shoes _____ | boots _____ | jeans _____ | socks _____ |
| scarf _____ | shorts _____ | dress _____ | hat _____ |

3 Draw and write about the clothes you are wearing.



I'm wearing a blue shirt.
 I'm wearing _____.
 I'm _____.

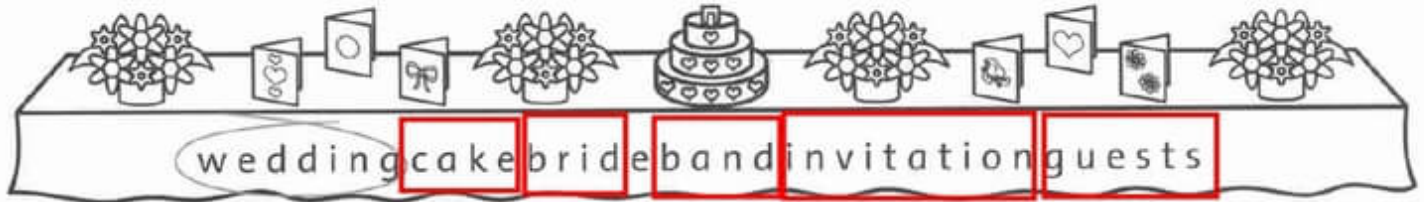
12

You're sleeping!

Lesson One Words


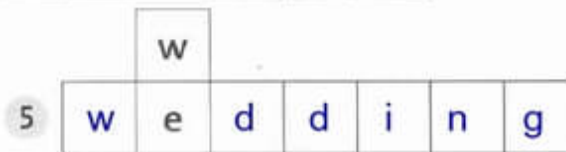
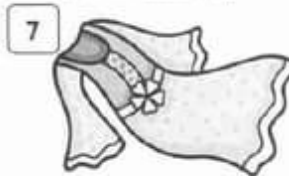


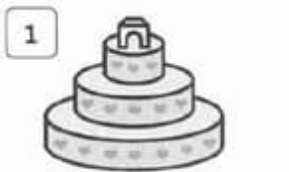
1 Find and circle the words.

invitation cake wedding guests band bride



2 Look and write.

invitation wedding cake eat sing guests
dance bride band dress



1 Look at the picture. Order the questions and write the answers.



No, they aren't. Yes, they are. No, she isn't. Yes, she is. No, he isn't.



1 they dancing Are ?

Are they dancing?

Yes, they are.



2 singing ? she Is

Is she singing?

Yes, she is.



3 he Is ? eating

Is he eating?

No, he isn't.



4 she ? sleeping Is

Is she sleeping?

Yes, she is.



5 drinking Are they ?

Are they drinking?

No, they aren't.

2 Now point and say.

They're dancing.
She's...

Lesson Three Words

1 Match.

- 1 make **b** a my hair
2 wash **d** b a cake
3 brush **a** c photos
4 take **c** d the car

2 Circle the correct word and write.



1 Mum is making cakes.

making washing wearing

2 Dad is washing the car.

brushing washing making

3 My sister is taking lots of photos.

taking making washing

4 I'm brushing my hair.

eating brushing washing


1 Order the letters.

1 unJe



June

2 buec




cube

3 ulfte



flute

4 beut



tube

2 Write.

tube June flute cube



This month is ¹ June
 And it's my birthday!
 I've got a puzzle ² cube,
 So I can play all day.
 I've got a new ³ flute
 For my birthday,
 And a poster in a ⁴ tube.
 What a happy day!

3 Read. Circle the words with u_e. Underline the words with u.



This mule can run.



I've got a flute and I'm sitting on a rug.

4 Now write the words in the correct box.

u_e

mule

flute

u

run

rug

Reading

1 Read.

Dear Bella,

Thank you for your email. We are all very well. I really like your green and white dress. Enjoy the party!

Here is my big news. My aunt has got a new baby! It's a boy and he is three weeks old. His name is James. He's very small and he's got blue eyes. He hasn't got any hair yet.

Here is a picture of my aunt and uncle with baby James. He's wearing a small hat and little white boots.

All of my family is very, very happy.

Love from

Hannah



2 Circle the incorrect word. Then write the sentences correctly.

1 Hannah likes Bella's jeans.

Hannah likes Bella's dress.

2 Hannah's aunt has got a new car.

Hannah's aunt has got a new baby.

3 The baby is very big.

The baby is very small.

4 The baby is a girl.

The baby is a boy.

5 His name is Max.

His name is James.

6 He's got brown eyes.

He's got blue eyes.

7 He's wearing a scarf.

He's wearing a small hat.

8 His boots are red.

His boots are white.

Writing

1 Complete the sentences with *ing*.



1 wear
He's wearing
white boots.



2 watch
We're watching
TV.



3 do
My sister is doing
her homework.



4 eat
She's eating
her dinner.



5 listen
We're listening to
music.



6 look
We're looking
at cakes.

About me!

student's answer

2 Circle the things you can see people doing at a party.

eating riding a bike drinking dancing swimming
listening to music playing football talking singing

3 Draw and write about your family at a party.



I'm at a party. I'm listening to music.

I'm at a party. I'm _____.

I'm _____.

I'm _____.

My mum is _____.


My dad is _____.

Review 4



1 Look and write.

I'm wearing boots a scarf jeans a shirt a hat gloves



2 Read the words. Write them in the correct boxes.

cake jeans windy invitation skirt raining
present sunny boots hot bride scarf

weather

windy
raining
sunny
hot

wedding













cake
invitation
present
bride

clothes

scarf
skirt
jeans
boots



3 Say the words. Tick (✓) two words that rhyme.

| | | | | |
|---|-----------------------------------------------------------------------------------------------------------------------|-----------------------------------------------------------------------------------------------------------------------|-----------------------------------------------------------------------------------------------------------------------|------------------------------------------------------------------------------------------------------------------------|
| 1 |  <input checked="" type="checkbox"/> |  <input type="checkbox"/> |  <input checked="" type="checkbox"/> |  <input type="checkbox"/> |
| 2 |  <input type="checkbox"/> |  <input checked="" type="checkbox"/> |  <input type="checkbox"/> |  <input checked="" type="checkbox"/> |
| 3 |  <input type="checkbox"/> |  <input type="checkbox"/> |  <input checked="" type="checkbox"/> |  <input checked="" type="checkbox"/> |

4 Look and write.



- 1 drinking
- 2 eating
- 3 talking
- 4 singing
- 5 dancing
- 6 playing


- | | |
|---------------------------|-------------------------|
| 1 <u>He's drinking.</u> | 2 <u>She's eating.</u> |
| 3 <u>They're talking.</u> | 4 <u>She's singing.</u> |
| 5 <u>They're dancing.</u> | 6 <u>He's playing.</u> |

13

Look at all the animals!

Lesson One Words

1 Look and number.



- 1 cow
- 2 goat
- 3 horse
- 4 sheep
- 5 donkey
- 6 goose

2 Now write.

- 1  There's a cow behind the gate.
- 2  There's a goat next to the gate.
- 3  There's a horse in front of the house.
- 4  There's a sheep between the horse and the van.
- 5  There's a donkey behind the tree.
- 6  There's a goose on the van.


1 Write.

shorter than bigger than taller than smaller than


- 1 big bigger than
- 2 small smaller than
- 3 short shorter than
- 4 tall taller than

2 Write the opposites. Then write the sentences.


bigger smaller taller shorter



A horse is bigger than a goose.
 A goose is smaller than a horse.



Rosy is taller than Billy.
 Billy is shorter than Rosy.




A pizza is bigger than a sandwich.
 A sandwich is smaller than a pizza.

Lesson Three Words


1 Find and circle the words.

slow fast quiet loud



2 Look and write.

louder quieter slower faster



1 goose louder 2 sheep faster 3 cow slower 4 hen quieter

3 Look and write.

- 1 The goose is louder than the hen.
- 2 The sheep is faster than the cow.
- 3 The cow is slower than the sheep.
- 4 The hen is quieter than the goose.


1 Order the letters.

1 e f t e



feet

2 r e t e



tree

3 e e h t r



three

4 c e h s e e



cheese

2 Write.

feet cheese tree three



Look up at the green ¹ tree .

What can you see?

Two ² feet and a tail.

Count them, one, two, ³ three !

A monkey with a piece of ⁴ cheese ,

That's what's hiding there!

3 Read. Circle the words with ee. Underline the words with e.

1



This pen is green.

2



There are three monkeys
in the tree.

3



There is a peg by my bed.

4 Now write the words in the correct box.

ee

green

three

tree

e

there

peg

bed

the

Reading

1 Read.

Katie and Harry live at Apple Farm. On the farm they grow vegetables: carrots, tomatoes and potatoes. They've got fruit trees too: apples, plums and figs.

There are also animals on the farm: hens, cows, goats and sheep. They get eggs and meat from the hens. They get milk and meat from the cows. They get milk and meat from the goats. And they get wool and meat from the sheep.

There are also two dogs and four cats on the farm. Katie and Harry help their family on the farm.



2 Read and circle.

1 Circle two vegetables on the farm.

carrots oranges potatoes

2 Circle two fruit trees on the farm.

figs plums pears

3 Circle two animals on the farm.

cows horses goats

4 How many dogs are there on the farm?

one two three

5 How many cats are there on the farm?

three four five

Writing

1 Circle *and*. Then write two sentences for each sentence.

1 Harry is seven and Katie is nine. Harry is seven. Katie is nine.

2 This is a donkey and these are hens. This is a donkey. These are hens.

3 I like bananas and he likes apples. I like bananas. He likes apples.

4 There is a slide and there are swings. There is a slide. There are swings.

About me!

student's answer

2 Circle the animals you can see at a farm.

lion cow sheep tiger giraffe donkey horse zebra
 hen chick monkey elephant goat goose

3 Draw and write about a farm visit.

At a farm, I can see a goat.

At a farm, I can see a _____.

I can see a _____.

I _____.

I can't see a _____.

I can't see a _____.

I _____.

14

Look at the photos!

Lesson One Words

1 Find and circle the words.

photo dry kind wet fridge naughty



k s e **kind** p y



o c t **wet** x y



t p **dry** q x



h s **photo** x b



l **naughty** v c



p u **fridge** t e i

2 Now look and write.

1 There are some  photos on the  fridge.

2 This boy is  kind.

3 This duck is very  naughty.

4 Her hands are  wet.

5 His hands are  dry.

1 Order the words.

1 naughty were The ducks .

The ducks were naughty.

2 was kind . This boy

This boy was kind.

3 babies . The weren't sad

The babies weren't sad.

4 . dry was Mum

Mum was dry.

5 wet wasn't She .

She wasn't wet.

2 Look and write.

was wasn't were weren't



1 Rosy and Tim were in the park.

2 Tim was very kind. The babies weren't cold. They were hungry.

3 It was raining. Rosy and Tim were very wet. Mum was wet. She wasn't dry.


4 The ducks were very naughty. The goat was naughty too.

5 Billy was a naughty boy. But he's a good boy now.

Lesson Three Words

1 Find and circle the words.

tidy rubbish floor untidy



2 Look and write.

rubbish happy photo wet hungry party dry
untidy floor tidy



1 h u n g r y



2 h a p p y



3 p h o t o

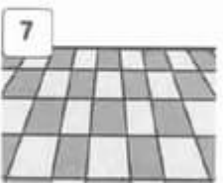


4 p a r t y

5 u n t i d y



6 w e t



7 f l o o r



8 d r y

9 t i d y



10 r u b b i s h



1 Read the words. Add the magic e and write.



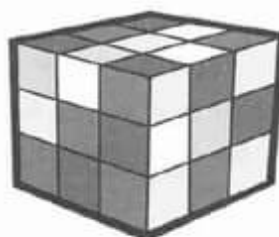
tap



tape



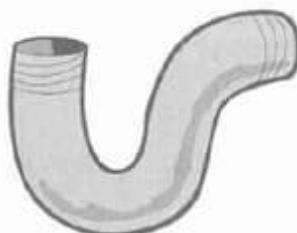
cub



cube



pip



pipe

2 Write.

cube cub tap pipe tape pip



A lion cub is playing with a ¹ cube.

² cub, cub, cub,

¹ cube, cube, cube.



An orange ³ pip is in a ⁴ pipe.

Pip, pip, pip.

Pipe, pipe, pipe.



There's ⁵ tape on the ⁶ tap on the sink.

Tap, tap, tap.

Tape, tape, tape.

Reading

1 Read.

Our class play

by Robin (Class 2L)

This year, our class play was *On the farm*. My friends and I were the farm animals. I was a horse. My costume was a big horse's head and body. Charles was a sheep. His costume was a white wool coat. Nicola was a hen. Her costume was a hen's head and body.

All the animals were happy on the farm.

Everyone was very good. All our mums and dads were very happy. Our teacher was very proud of us.



2 Read again. Match the children to the animals.

- | | | |
|-----------|----------|---------|
| 1 Robin | b | a hen |
| 2 Nicola | a | b horse |
| 3 Charles | c | c sheep |

3 Now complete the sentences.

sheep happy 2L animals head proud

- Robin is in class 2L.
- Robin and his friends were farm animals.
- Charles was the sheep.
- Nicola's costume was a hen's head and body.
- Everyone was very happy.
- The teacher was proud.

Writing

1 Write *and* or *or*.1 I've got a teddy and a doll.2 He hasn't got a kite or a bike.3 I am cold and tired.4 She isn't scared or angry.5 He doesn't like sweets or chocolate.6 She doesn't play football or tennis.7 I do my homework and watch TV.8 I like apples and pears.

About me!

student's answer

2 Circle how you were during Primary 2. Underline how your friends were.

happy sad kind naughty tidy untidy
 good tired angry scared brave

3 Draw and write about you and your friends during Primary 2.

I was happy.

I was _____.

I _____.

My friends were _____.

They were _____.

They _____.

15

Well done!

Lesson One Words

1 Write.

man men woman women child children

1



child

2



man

3



women

4



woman

5



children

6



men

2 Now look and answer the questions.

There is There are



1 How many men are there?

There are two men.

2 How many children are there?

There are three children.

3 How many boys are there?

There are two boys.

4 How many women are there?

There is one woman.

1 Write.


some any



There were some chairs in the classroom.



There weren't any tables in the playground.



There weren't any children in the art room.



There were some teachers on the sports field.

2 Look and write.

some were playground was any wasn't



It was the school prize-giving.
They were late.



They were in the classroom. There weren't any children.
But there were some teachers.



The prize-giving wasn't in the classroom. It was in the playground.



There was a prize for English. Rosy and Tim were the winners.

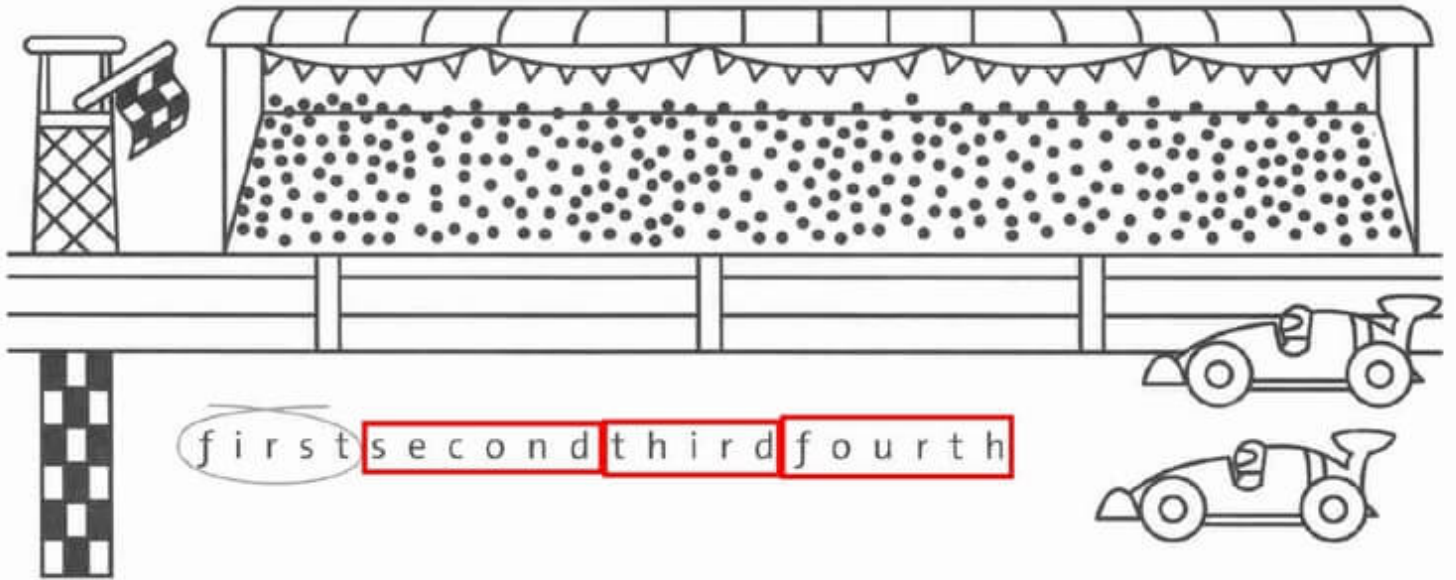
Lesson Three Words

1 Match.


- | | | |
|----------|---|-------|
| 1 first | c | a 3rd |
| 2 second | d | b 4th |
| 3 third | a | c 1st |
| 4 fourth | b | d 2nd |

2 Find and circle.

fourth first third second



3 Look and write. Use the words above.



The animals were in a race!

Go, go, go!

Some were fast,

And some were slow.

The hen was fourth.

The rabbit was third.

The cow was second.

The horse was first.

1 Circle the word that contains a different end sound.

1 bank sink swing







2 ring bank pink

3 swing king sink

4 king pink swing


5 sink ring king

2 Match the letters and write.

| | | | | |
|---|-------------------------------------------------------------------------------------|----|--------------------------------------------------------------------------------------------------------------------------------------------------------------------------|-------------|
| 1 |  | si |   | <u>sink</u> |
| 2 |  | ki | | <u>king</u> |
| 3 |  | ri | | <u>ring</u> |
| 4 |  | ba | | <u>bank</u> |

3 Write.

swing sink ring drink sing king



¹ Sing a song while you
² swing, swing, swing.
 Look at the ³ king with his
⁴ ring, ring, ring.
 Wash your hands at the
⁵ sink, sink, sink.
 Now you're thirsty, have a
⁶ drink, drink, drink.

Reading

1 Read the story about Suzy the horse again. Put the pictures in the correct order.



2 Match the sentences to the picture above.

- 1 Suzy is a fairground horse. **b**
- 2 She isn't happy. She wants to be a real horse. **d**
- 3 She can move her head and tail. She is a real horse. **c**
- 4 Suzy is happy. She's running and eating. **a**
- 5 Now she is cold and scared. **e**
- 6 Suzy goes back to the fairground. **f**

3 Circle the incorrect words. Write the sentences correctly.

- | | |
|----------------------------------------------------------------------------------------|---------------------------------------------------------------------------------------|
| 1 Suzy is a cow . <u>Suzy is a horse.</u> | 2 She's behind a green horse. <u>She's behind red horse.</u> |
| 3 She's in front of a blue goat . <u>She's in front of a blue horse.</u> | 4 She drinks milk in the field. <u>She drinks fresh water in the field.</u> |
| 5 She eats ice cream in the field. <u>She eats green grass in the field.</u> | 6 At night she's hot . <u>At night she's scared.</u> |

Writing

1 Write *s* or *ies*.1 family families2 boy boys3 teddy teddies4 turkey turkeys5 lolly lollies6 monkey monkeys

About me! Student's answer

2 Tick (✓) what you can see at a school open day. Cross (X) what you can't see.

men rabbits women children lions teachers frogs

3 Draw and write about a school open day.

There are some children.

There are some _____

There _____

There _____

There aren't any _____

There _____

There _____

Review 5



1 Write.



- 1 short The boy is shorter than the girl.
- 2 small His coat is smaller than the girl's coat.
- 3 fast But he is faster than the girl.
- 4 loud And he is louder than the girl.

2 Read the words. Write them in the correct boxes.

cow fourth goat first horse naughty sheep
dry third kind wet second

adjectives

naughty

kind

dry

wet

animals

cow

goat

horse

sheep

numbers

first

second

third

fourth

3 Look and write how many.



| | |
|----------|----------|
| women | <u>2</u> |
| dolls | <u>0</u> |
| men | <u>0</u> |
| children | <u>3</u> |
| teddies | <u>2</u> |
| toy cars | <u>0</u> |

4 Now look and write.

There are some ... There aren't any ...

- women There are some women.
- dolls There aren't any dolls.
- men There aren't any men.
- children There are three children.
- teddies There are two teddies.
- toy cars There aren't any toy cars.

5 Answer the questions. Student's answer

- What's your name? _____
- How many brothers and sisters have you got? _____
- What are you wearing? _____
- What colour are your clothes? _____
- What is your teacher wearing? _____
- What colour are his or her clothes? _____
- What are you doing now? _____

Picture dictionary

1 Look and write.

Welcome back!



mum



dad



Rosy



billy



grandma



grandpa



aunt



uncle



Tim



long hair



soft hair



curly hair



short hair



ball



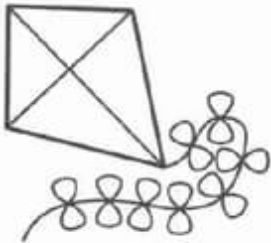
bike



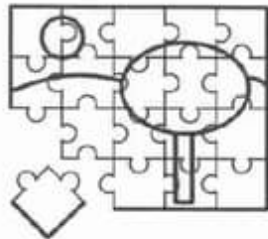
car



doll




kite



puzzle




teddy



train

1 School things



whiteboard



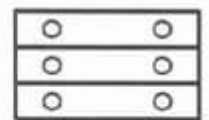
classroom



computer



cupboard




drawer




peg



pencil bag



poster



portrait



table

2 Feelings



angry



brave



cold



happy



hot



hungry



sad



scared

3 Outdoor activities



playing football



playing tennis



riding bike



riding horse



skating



skateboard

4 Food



Sandwich



chicken



fries



juice

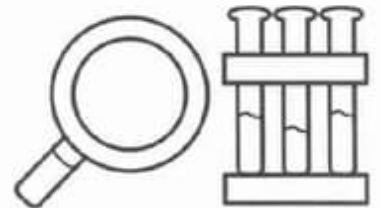
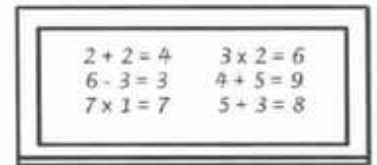


pizza




salad

5 School subjects


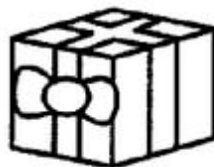
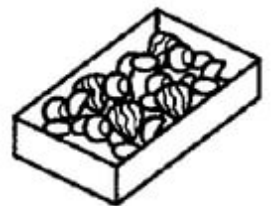
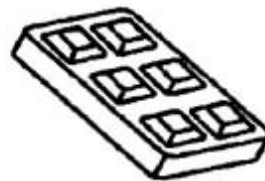


Picture dictionary

6 After-school activities




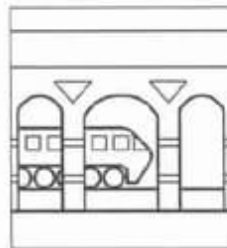
7 Special days



8 Everyday activities




9 Places



10 Weather



cold



windy



raining



snowing



sunny



hot

11 Clothes



shirt

trouser

shoes

scarf

gloves


skirt




12 Celebrations



13 Farm animals



14 Memories



15 People



1 Copy.

one

two

three

four

five

six

seven

eight

nine

ten

twenty

thirty

forty

fifty

sixty

seventy

eighty

ninety

one hundred

thirty-three

seventy-two