

# Family and Friends 1

Workbook



Naomi Simmons

OXFORD

# OXFORD

UNIVERSITY PRESS

Great Clarendon Street, Oxford OX2 6DP

Oxford University Press is a department of the University of Oxford.  
It furthers the University's objective of excellence in research, scholarship,  
and education by publishing worldwide in

Oxford New York

Auckland Cape Town Dar es Salaam Hong Kong Karachi

Kuala Lumpur Madrid Melbourne Mexico City Nairobi

New Delhi Shanghai Taipei Toronto

With offices in

Argentina Austria Brazil Chile Czech Republic France Greece

Guatemala Hungary Italy Japan Poland Portugal Singapore

South Korea Switzerland Thailand Turkey Ukraine Vietnam

OXFORD and OXFORD ENGLISH are registered trade marks of  
Oxford University Press in the UK and in certain other countries

© Oxford University Press 2008

The moral rights of the author have been asserted

Database right Oxford University Press (maker)

First published 2008

2015

20 19 18 17 16

## No unauthorized photocopying

All rights reserved. No part of this publication may be reproduced,  
stored in a retrieval system, or transmitted, in any form or by any means,  
without the prior permission in writing of Oxford University Press,  
or as expressly permitted by law, or under terms agreed with the appropriate  
reprographics rights organization. Enquiries concerning reproduction  
outside the scope of the above should be sent to the ELT Rights Department,  
Oxford University Press, at the address above

You must not circulate this book in any other binding or cover  
and you must impose this same condition on any acquirer

Any websites referred to in this publication are in the public domain and  
their addresses are provided by Oxford University Press for information only.  
Oxford University Press disclaims any responsibility for the content

ISBN: 978 0 19 481201 6

Printed in China

## ACKNOWLEDGEMENTS

*Cover illustration by:* Tomek Giovanis and Christos Skaltsas.

*Main character illustrations by:* Tomek Giovanis and Christos Skaltsas pp Title  
page, 4, 5, 15, 35, 40, 41, 46 (Dad), 47 (Aunt), 48, 51, 55, 81.

*Other illustrations by:* Chris Embleton/Advocate pp 6, 7, 8, 9, 10, 12, 13, 14, 16,  
20, 22, 26, 27, 28, 30, 34, 35, 36, 42, 46, 47, 48, 50, 54, 56, 60, 62, 65, 66, 70,  
74, 76, 80, 82, 86, 87, 88, 90, 94, 96, 100, 102, 106, 107, 108, 109, 110, 111,  
112, 113, 114, 115; Simon Clare Creative Workshop Ltd pp 11, 17, 23, 27, 31,  
37, 43, 47, 57, 63, 67, 71, 75, 77, 83, 87, 91, 97, 103, 107; Kathy Baxendale pp  
18, 19, 58, 72, 92; Dusan Pavlic/Beehive Illustration pp 21, 24, 29, 32, 49, 61,  
69, 75, 78, 81, 89, 95, 101; Andrew Hamilton pp (icons at the top of the page)  
26, 27, 46, 47, 57, 66, 67, 75, 86, 87, 106, 107; Lisa Smith/Sylvie Poggio pp 38,  
52, 98; Amanda Enright/Advocate pp 44, 65, 104, 105.

*Commissioned Photography by:* Chris King pp 12, 64, 84.

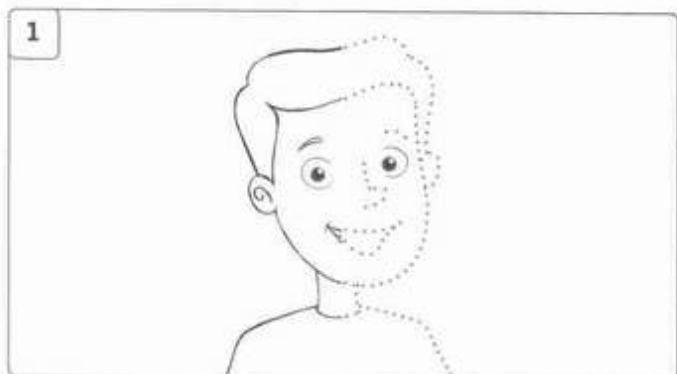
*The publisher would like to thank the following for their kind permission to reproduce  
photographs:* Fotofia pp 64 (banana/Rufar), 84 (fried eggs/JAVA); Getty Images  
p 58 (young boy/Ryan McVay/Lifesize); Hemera pp 64 (orange), 84 (apple);  
iStockphoto pp 64 (biscuit/Robert Redelowski), 84 (glass/Susan Trigg), 84 (rice/  
Linda & Colin McKie), 84 (carrots/Olga Shelego); OUP pp 84 (fish/Mark Mason)  
84 (ice-cream/Photodisc); Photolibrary p 84 (family dinner/Monkey Business  
Images Ltd).

# Contents

<b>Starter</b>	Hello!	4
<b>Unit 1</b>	What's this?	8
	About me: writing about my school things	13
<b>Unit 2</b>	Playtime!	14
	About me: writing about my favourite toys	19
<b>Unit 3</b>	This is my nose!	20
	About me: writing about my body	25
	Review 1	26
<b>Unit 4</b>	He's a hero!	28
	About me: writing about my family	33
<b>Unit 5</b>	Where's the ball?	34
	About me: writing about the park	39
<b>Unit 6</b>	Billy's teddy!	40
	About me: writing about my family's things	45
	Review 2	46
<b>Unit 7</b>	Are these his trousers?	48
	About me: writing about my favourite clothes	53
<b>Unit 8</b>	Where's Grandma?	54
	About me: writing about my home	59
<b>Unit 9</b>	Lunchtime!	60
	About me: writing about my lunch box	65
	Review 3	66
<b>Unit 10</b>	A new friend!	68
	About me: writing about my friend	73
<b>Unit 11</b>	I like monkeys!	74
	About me: writing about animals I like	79
<b>Unit 12</b>	Dinnertime!	80
	About me: writing about food I like	85
	Review 4	86
<b>Unit 13</b>	Tidy up!	88
	About me: writing about my bedroom	93
<b>Unit 14</b>	Action Boy can run!	94
	About me: writing about what I can do	99
<b>Unit 15</b>	Let's play ball!	100
	About me: writing about the beach	105
	Review 5	106
	Picture dictionary	108
	Handwriting	116

## Lesson One

### 1 Trace and circle.



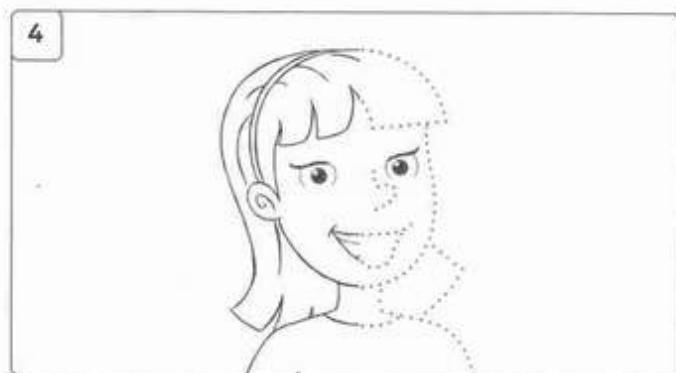
My name's **Tim** / Billy.



My name's Rosy / Billy.

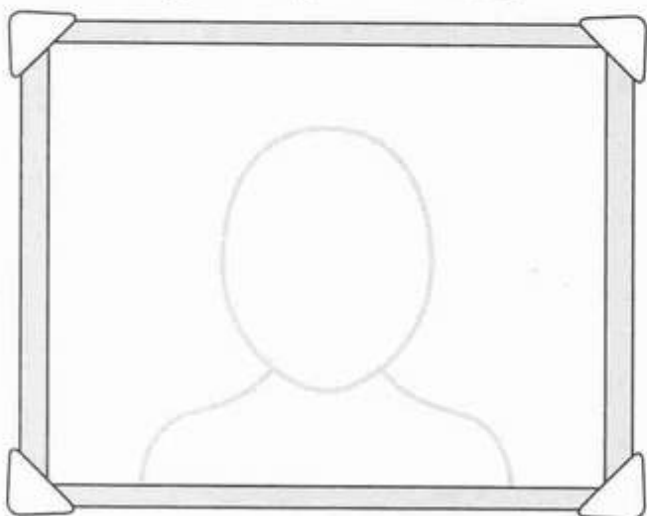


My name's Miss Jones / Tim.



My name's Miss Jones / Rosy.

### 2 Draw yourself and write.





What's your name?

My name's \_\_\_\_\_.

1 Write.

name you I'm Bye Hello Tim



2 Match.



1 Hello. **b**

2 How are you? **c**

3 What's your name? **d**

4 Goodbye. **a**

a Bye.

b Hello.

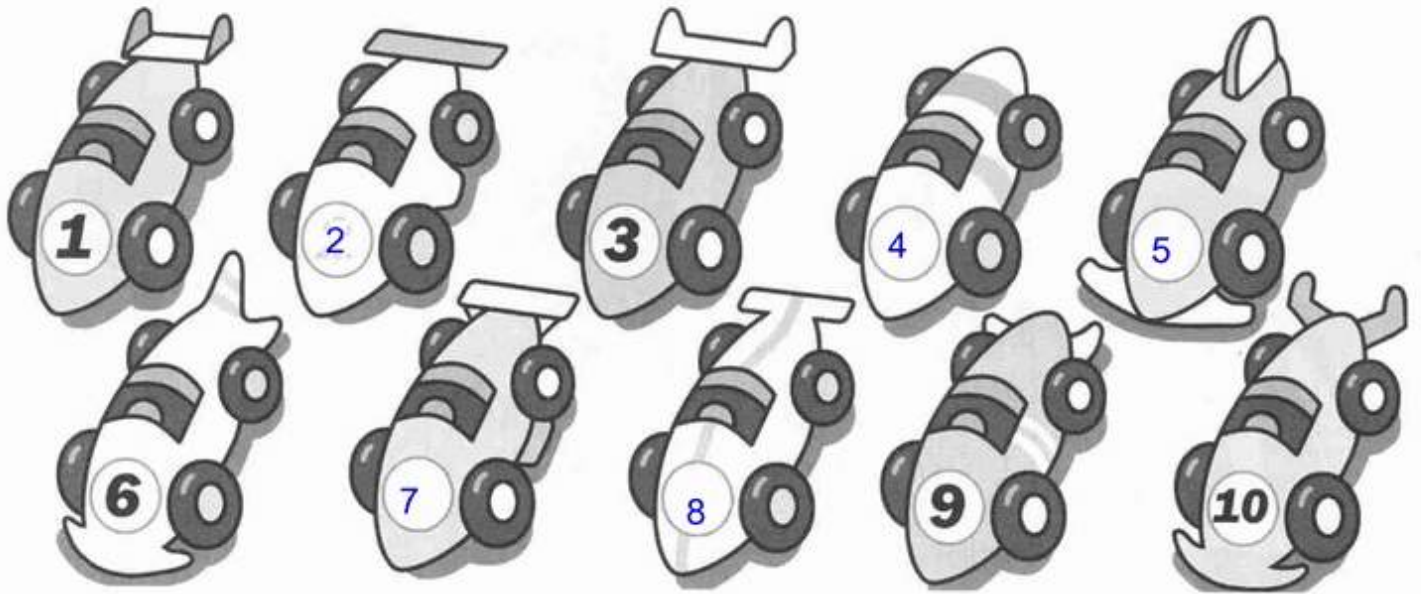
c I'm fine.

d My name's Tim.

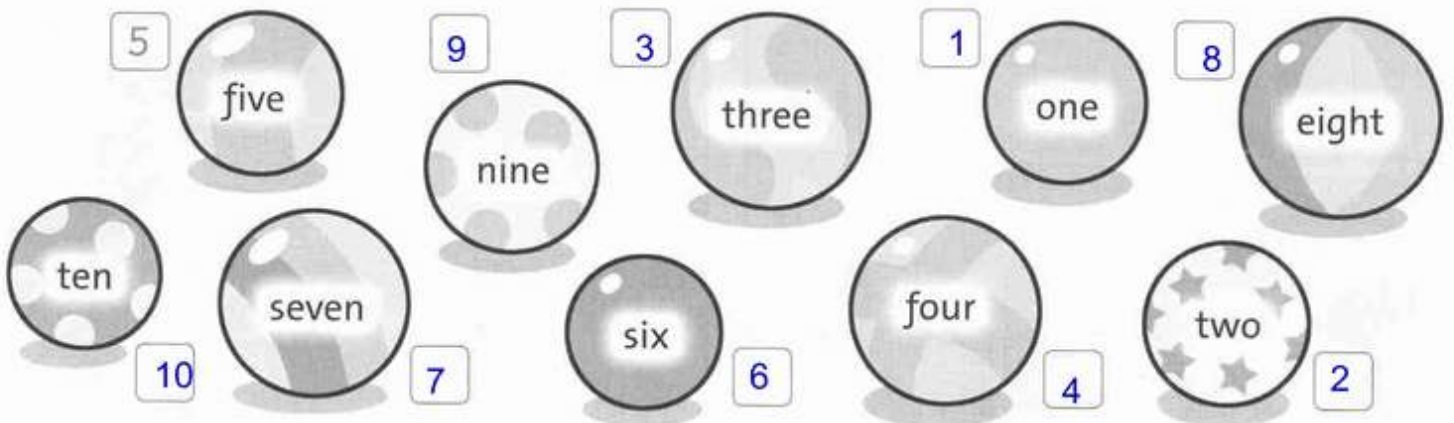


## Lesson Three

1 Write. Then point and say.



2 Write the numbers.




3 Write.

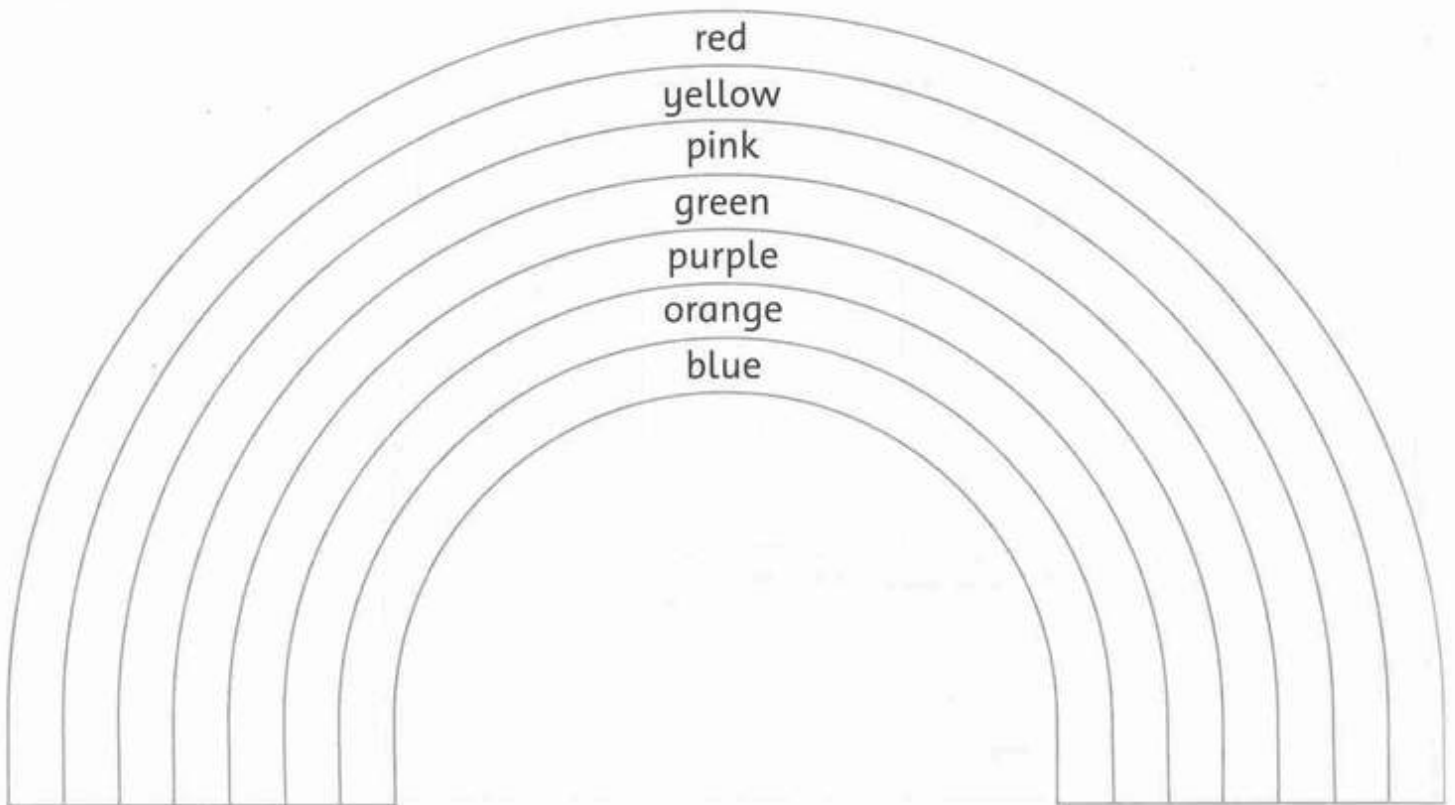


1 Write.

S W M T F ~~S~~ T



2 Read and colour.





# 1


## What's this?

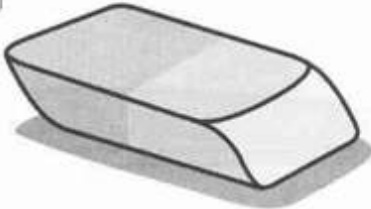
### Lesson One Words

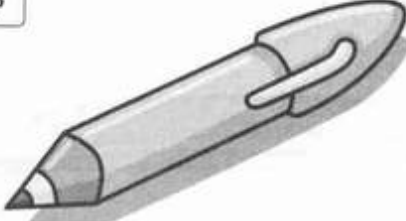
#### 1 Circle the correct word.

1  book / pencil


2  book / ruler

3  ruler / rubber

4  rubber / pen

5  book / pen

#### 2 Write.



- 1 ruler \_\_\_\_\_
- 2 pen \_\_\_\_\_
- 3 book \_\_\_\_\_
- 4 rubber \_\_\_\_\_
- 5 pencil \_\_\_\_\_



1 Order the words. Match.

1 pen. It's a

It's a pen. b

2 It's ruler. a

It's a ruler. d

3 pencil. a It's

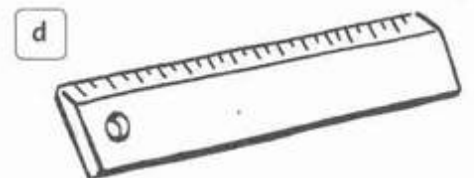
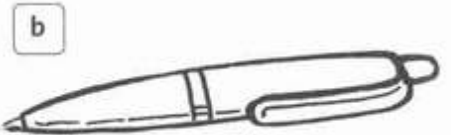
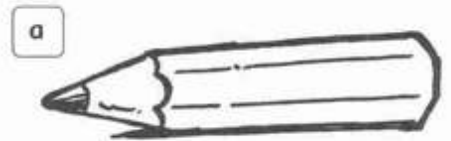
It's a pencil. a

4 book. It's a


It's a book. e

5 a rubber. It's

It's a rubber. c

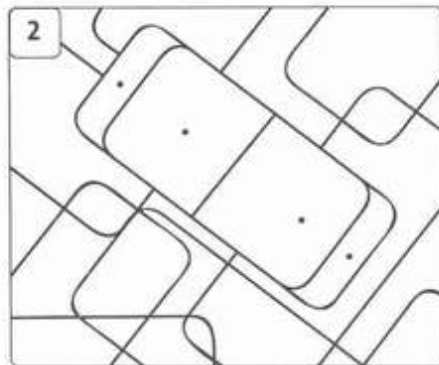


2 Colour and write.



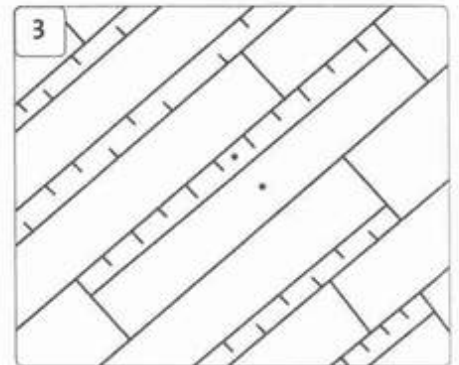
What's this?

It's a pencil.



What's this ?

It's a rubber.



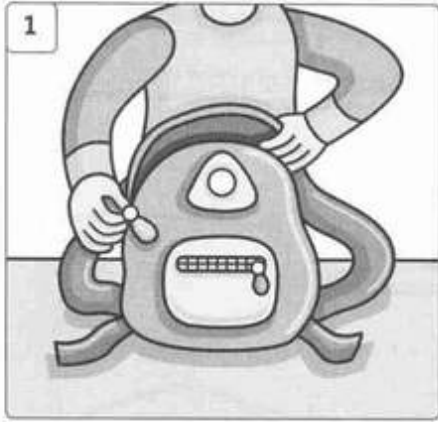
What's this ?

It's a ruler.

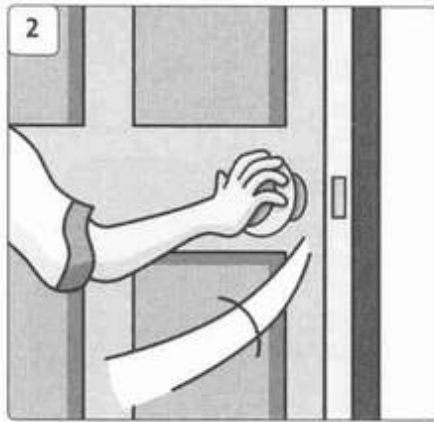
## Lesson Three Words

### 1 Write.


door window bag



Open the bag.





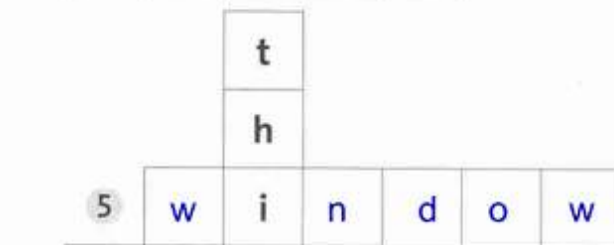
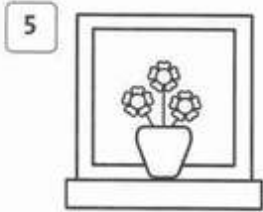

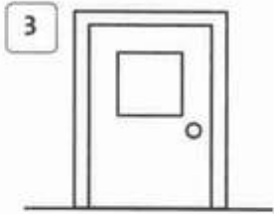


Close the door.



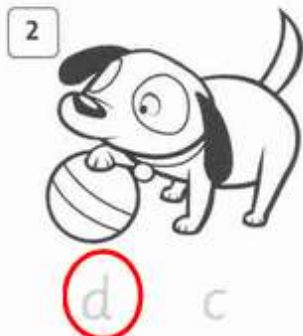
Open the windows.

### 2 Look and write.


door window pen bag pencil book ruler



1 Trace the correct sound.



2 Write.




3 Read and write the letters a, b, c and d.



The cat likes birds.  
The dog likes apples.  
Here's the cat with the bird.  
Here's the dog with the apple.



4 Match.



## Reading

### 1 Circle the correct word and write.



My name's Emma.

Sally Sue Emma



This is my school bag.

book ruler bag



It's a rubber.

pen rubber bag



And this is a blue pencil.

book ruler pencil



And a red pen.

pen pencil rubber

### 2 Read and colour.

This is my pencil case.

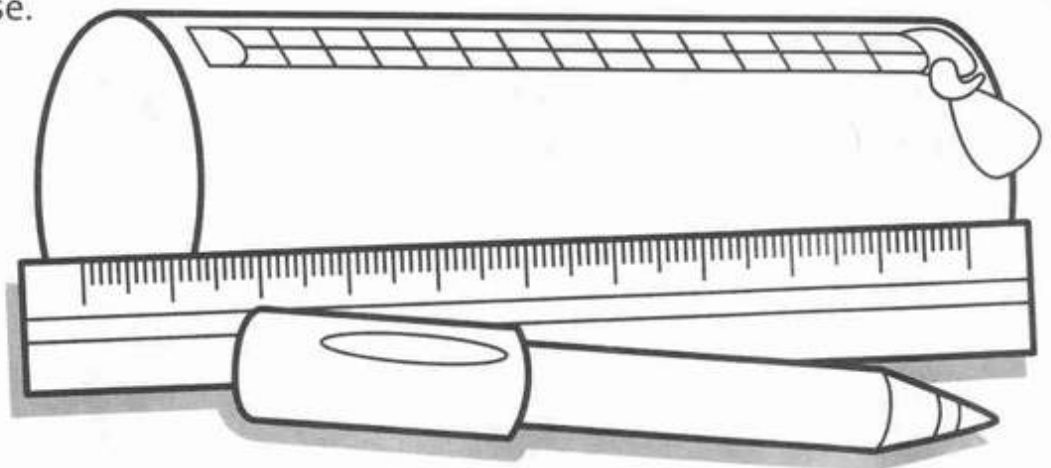
It's green.

This is my pen.

It's red.

This is my ruler.

It's yellow.



## Writing

## 1 Count the words and write.

- |                          |          |                      |          |
|--------------------------|----------|----------------------|----------|
| 1 Open your book.        | <u>3</u> | 2 It's blue.         | <u>2</u> |
| 3 Look at this.          | <u>3</u> | 4 This is Emma.      | <u>3</u> |
| 5 This is my school bag. | <u>5</u> | 6 Look at the train. | <u>4</u> |

## About me!

2 Look at your school things. Write the colours. *student's own answer*

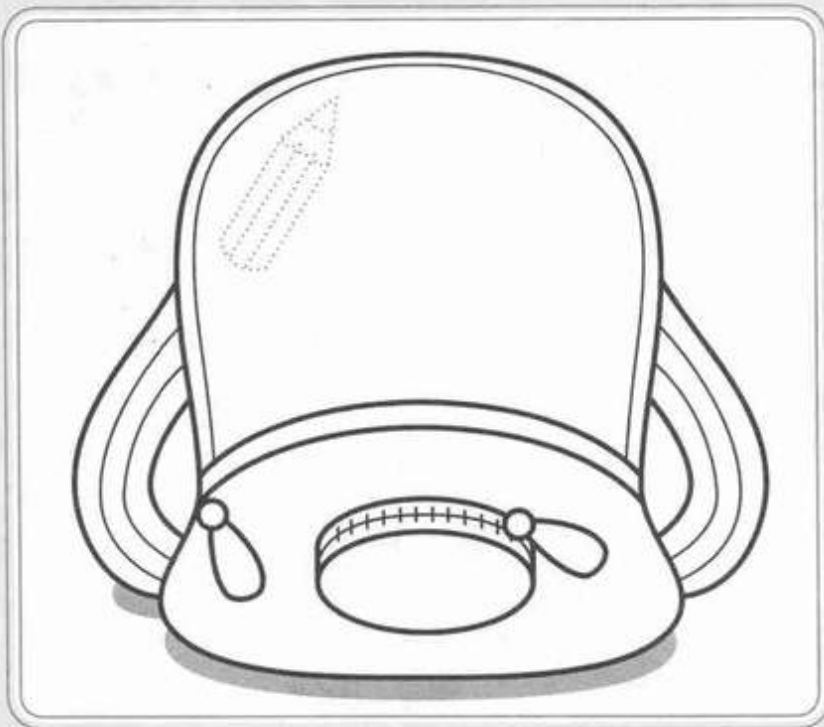
red    yellow    blue    green    pink    purple    orange

pen \_\_\_\_\_      pencil \_\_\_\_\_      rubber \_\_\_\_\_

bag \_\_\_\_\_      ruler \_\_\_\_\_      book \_\_\_\_\_

## 3 Draw, colour and write about three of your school things.

This is a pencil. It's blue.



This is a \_\_\_\_\_.

It's \_\_\_\_\_.

This is a \_\_\_\_\_.

It's \_\_\_\_\_.

This is a \_\_\_\_\_.

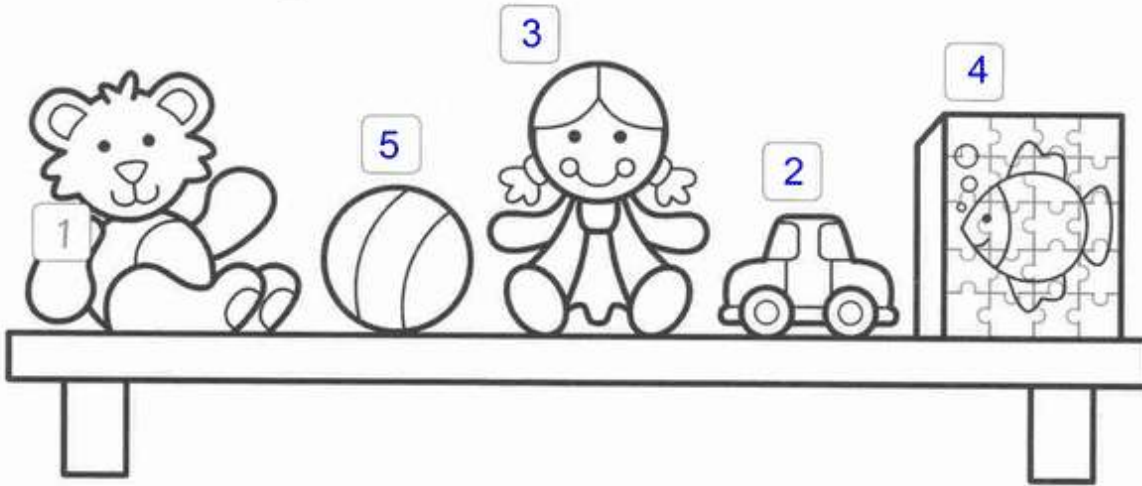
It's \_\_\_\_\_.

# 2

# Playtime!

## Lesson One Words

### 1 Number the picture.



- 1 teddy
- 2 car
- 3 doll
- 4 puzzle
- 5 ball

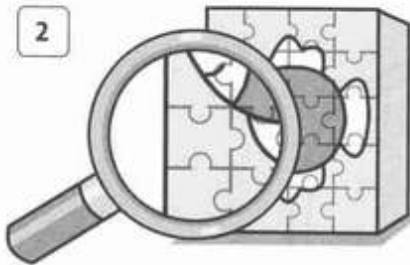
### 2 Look at the picture above. Read and colour.

The ball is green. The teddy is orange. The car is red.

### 3 Write.



It's a ball.



It's a puzzle.



It's a doll.




It's a car.



It's a teddy.



1 Look at the pictures and match. Then write.



This is my puzzle.



This is your ball.



This is your doll.




This is my teddy.

2 Write.

Yes, it is. No, it isn't.



1 Is it a doll?  
Yes, it is.



2 Is it a teddy?  
No, it isn't.



3 Is it a puzzle?  
Yes, it is.



4 Is it a ball?  
No, it isn't.

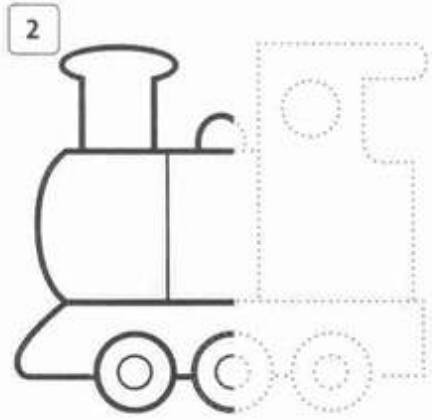
# Lesson Three Words

## 1 Trace and write.

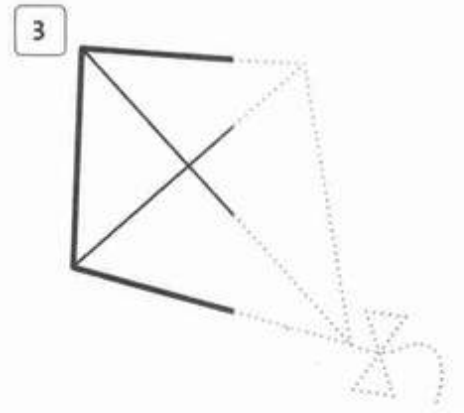
train -bike- kite



This is my bike.

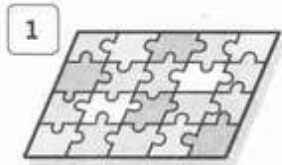


This is my train.



This is my kite.

## 2 Find and circle the words. Then write.



puzzle



bike



ball



teddy


t	e	d	d	y	p
★	k	c	a	r	u
b	i	k	e	★	z
a	t	★	★	★	z
l	e	★	★	★	l
l	d	o	l	l	e
t	r	a	i	n	★



doll



kite















train







car



1 Say the sound. Say the words. Colour the correct picture.

<b>e</b>				<b>f</b>			
	egg					fig	
<b>g</b>				<b>h</b>			
			goat			hat	

2 Write.

<b>1</b>		<b>2</b>		<b>3</b>		<b>4</b>	
	e gg		f ig		g oat		h at

3 Read and write the letters e, f, g and h.



There's an egg with a blue hat.  
 Look, the goat's got a fig.  
 The goat likes figs.



4 Match.

<b>E</b>	<b>F</b>	<b>G</b>	<b>H</b>
<b>g</b>	<b>h</b>	<b>e</b>	<b>f</b>

Red lines connect E to e, F to f, G to g, and H to h.

## Reading

1 Read again and write T (true) or F (false).

## My Favourite ...

What's my favourite toy,  
My favourite one of all?  
Is it my train? Is it my car?  
No, it's my yellow ball.

What's my favourite colour?  
You may like it too.  
Is it green? Is it red?  
No, it's the colour blue.

What's my favourite animal?  
It's furry and it's fat.  
Is it a dog? Is it a goat?  
No, it's a lovely cat.

Tom, age 7



- |                                 |   |
|---------------------------------|---|
| 1 My favourite toy is a car.    | F |
| 2 My favourite toy is a ball.   | T |
| 3 My ball is green.             | F |
| 4 My ball is yellow.            | T |
| 5 My favourite colour is blue.  | T |
| 6 My favourite colour is red.   | F |
| 7 My favourite animal is a dog. | F |
| 8 My favourite animal is a cat. | T |



2 Write the words in the correct box.

train green red goat ball dog car cat blue

toys

train

ball

car

colours

green

red

blue

animals

goat

dog

cat

Writing

1 Circle the words. Write the sentences and match.

1 This is my bike.

This is my bike.

b

2 Open the door.

Open the door

c

3 This is my red ball.


This is my red ball

d

4 Close the window.

Close the window

a




About me!

2 Circle your toys. Underline your favourite toy. Student's own answer

bike car train doll teddy puzzle kite ball

3 Draw and write about your toys.



This is my \_\_\_\_\_.

This is \_\_\_\_\_.

This \_\_\_\_\_.

This \_\_\_\_\_.

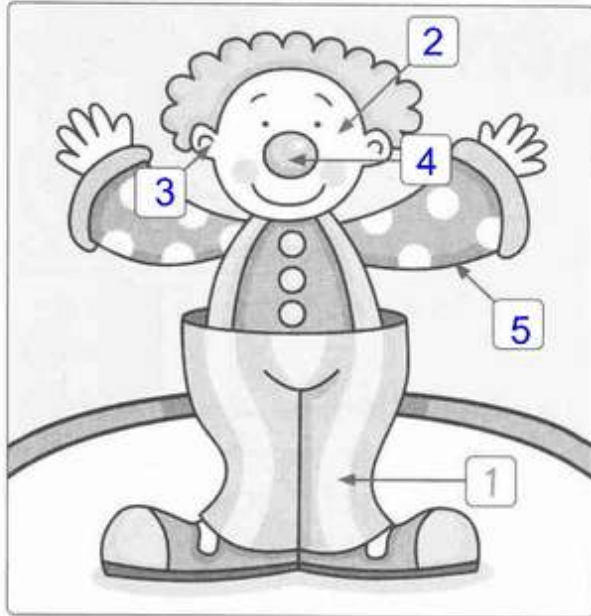
My favourite toy is a \_\_\_\_\_.

# 3

# This is my nose!

## Lesson One Words

### 1 Number the picture.



- 1 leg
- 2 face
- 3 ear
- 4 nose
- 5 arm

### 2 What's next? Look, draw and write.


ears   legs   arms   face



arms



face



legs



ear

1 Count and circle. Then write.

one two



arm / arms

two arms



leg / legs

two legs



nose / noses


one nose



ear / ears

two ears

2 Look at the pictures and match. Then write.



These are



1 Read and trace.



Trace three fingers.



Trace five fingers.



Trace one finger.

2 Read and colour.



Colour the legs yellow.

Colour the eyes blue.

Colour the nose green.

Colour the ears red.

Colour the face pink.

Colour the hands orange.

3 Look at the picture again and write.

1 The eyes are blue.

3 The nose is green.

5 The legs are yellow.

2 The ears are red.

4 The hands are orange.

6 The face is pink.

1 Match.


2 Read and write the letters *i, j, k* and *l*.



The lion's got some jam.  
 The lion's got some ink.  
 Look! Here is a kite.  
 Oops! The lion is a mess.



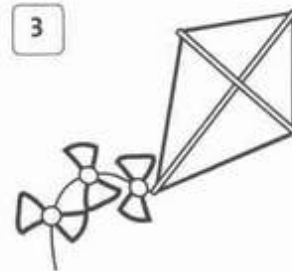
3 Write.



jam



bird



kite




fig



Lion



ink



apple

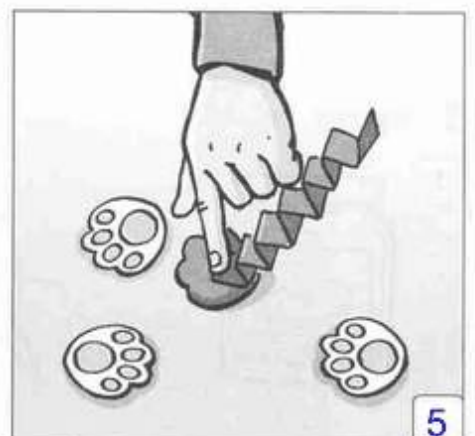
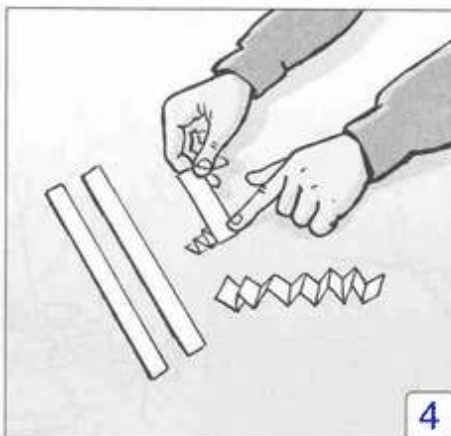
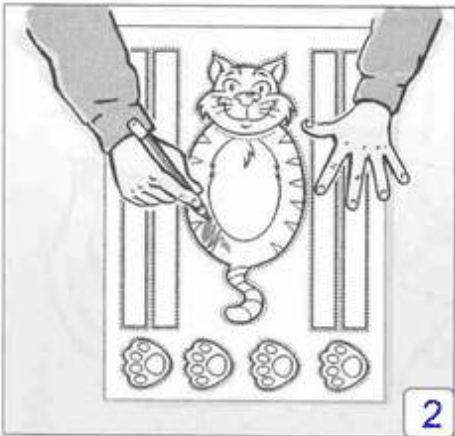

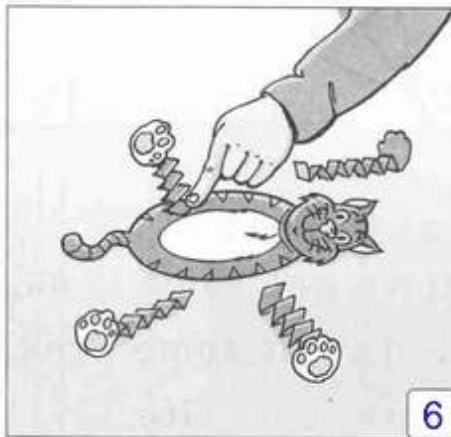


cat

## Reading

## 1 Read and number the pictures.

- 1 This is my paper cat.
- 2 Colour the face and body. Colour the legs and paws.
- 3 Now cut out the body. And cut the face.
- 4 Cut out the four legs. Fold the legs.
- 5 Cut out the paws. Stick the paws on the legs.
- 6 Stick the legs on the body.



## 2 Read again and circle.

- 1 This is my paper pen / **cat**.
- 2 Colour the **face** / hat.
- 3 Cut out the **four** / six legs.
- 4 Stick the **legs** / fingers on the body.



## Writing

## 1 Underline the sentences. Count and write.

- 1 Cut out the four legs. Fold the legs. 2
- 2 This is my nose. 1
- 3 This is my pen. This is my pencil. And this is my ruler. 3
- 4 It's a rubber. It's my red rubber. 2
- 5 It's orange. The nose is pink. The eyes are green. It's a tiger! 4

## About me!

## 2 Match.

eyes ears nose legs arms face hands fingers

This is my

These are my

## 3 Draw and write about your body.

My name's \_\_\_\_\_.

This is my \_\_\_\_\_.

This \_\_\_\_\_.

These are my \_\_\_\_\_.

These are \_\_\_\_\_.

These \_\_\_\_\_.

\_\_\_\_\_.


\_\_\_\_\_.

## Review 1



### 1 Read and colour.

- Colour the rubber red.
- Colour the book blue.
- Colour the bag yellow.
- Colour the ruler orange.
- Colour the pen green.
- Colour the pencil purple.



### 2 Look at the picture again and write.

- 1 How many boys? 2 boys
- 2 How many girls? 2 girls
- 3 How many windows? 4 windows
- 4 How many doors? 1 door

### 3 Write the words in the correct box.

eyes pen ball legs teddy ruler hands  
book train puzzle face pencil

toys

train

ball

teddy

puzzle

school

pen

ruler

book

pencil

body

eyes

legs

hands

face

## 4 Order the words.

1 this? What's

What's this ?

2 old you? How are

How old are you ?

3 It's ball. a


It's a ball .

4 your name? What's



What's your name ?

## 5 Look at the picture and write.

nose face fingers legs arms

1 This is my nose .2 This is my face .3 These are my arms .4 These are my fingers .5 These are my legs .

## 6 Write.

a ppleg oatf igb irdj amc ati nke gg

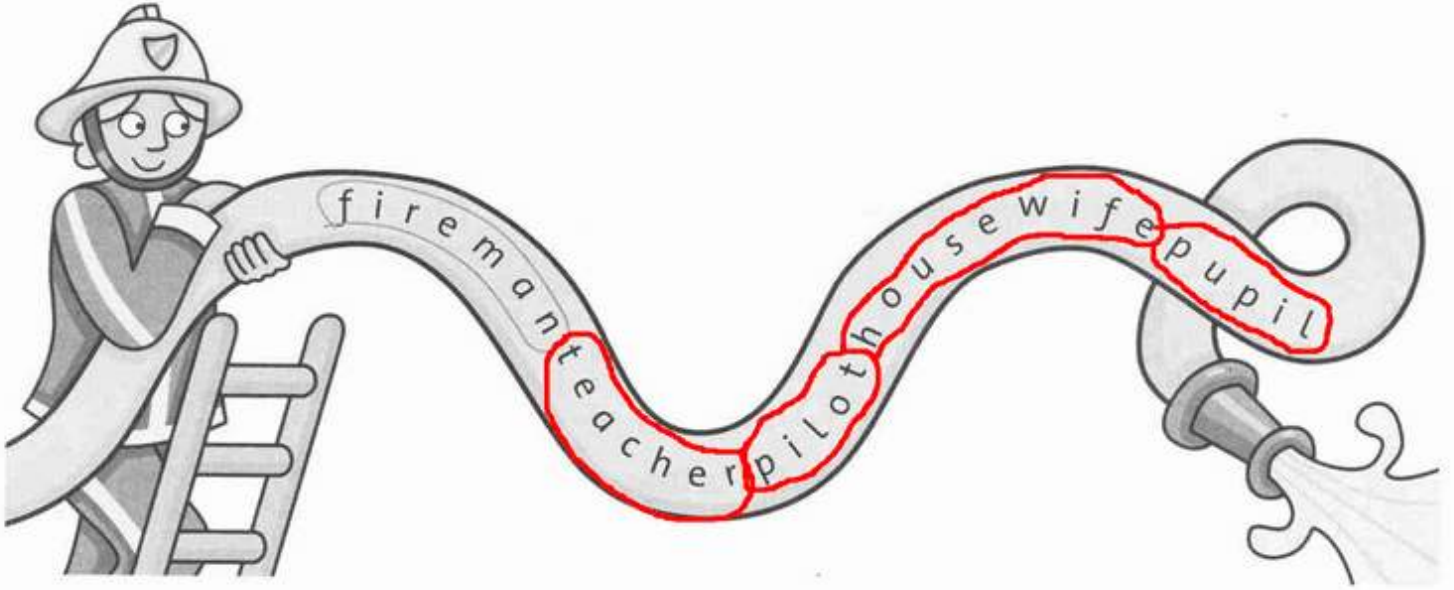
# 4

## He's a hero!











### Lesson One Words

#### 1 Find and circle the words.

housewife fireman pupil teacher pilot



#### 2 Match and write.

1 	2 	3 	4 	5 
a 	b 	c 	d 	e 
pilot	teacher	housewife	pupil	fireman

1 Look at the pictures and match. Then write.

fireman housewife teacher pilot



He's a pilot.

He's



She's a teacher.

She's



She's a housewife.



He's a fireman.

2 Order the words.



1 Is a she housewife? Is she a housewife?

2 she is. Yes, Yes, she is.



3 fireman? Is a he Is he a fireman?

4 No, isn't. he No, he isn't.




5 a teacher? Is she Is she a teacher?

6 she Yes, is. Yes, she is.

# Lesson Three Words

## 1 Read and match.



He's a farmer. 3

She's a doctor. 1

He's a policeman. 2

## 2 Find and circle the words. Then write.



pupil



Policeman



fireman

p	o	l	i	c	e	m	a	n	★
i	t	e	a	c	h	e	r	★	p
l	f	i	r	e	m	a	n	★	u
o	f	a	r	m	e	r	★	★	p
t	d	o	c	t	o	r	★	★	i
h	o	u	s	e	w	i	f	e	l



farmer



housewife



doctor



teacher



Pilot

1 Trace the correct sound.

1



m n

2



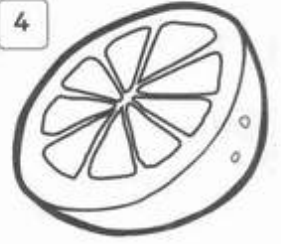
o p

3



m n

4



n o

2 Write.

1




p en

2



m um

3



o range

4



n urse

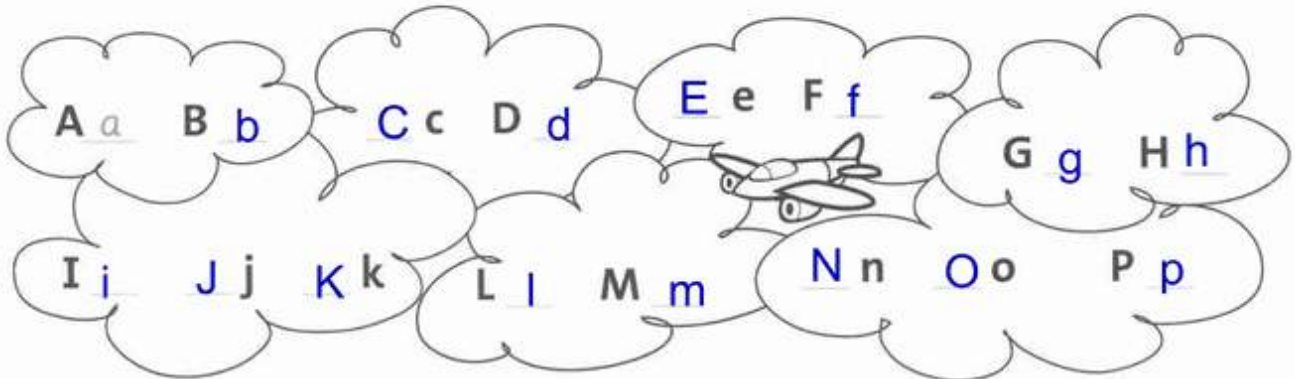
3 Read and write the letters m, n, o and p.



My m um is a n urse.  
 She's got an o range and a p en.  
 She can eat the o range.  
 She can write with the p en.



4 Write the capital or small letters.



## Reading

### 1 Read.



My name's Harry.  
I'm eight.



This is my dad.  
He's a pilot.



This is my mum.  
She's a teacher.



This is my grandma.  
She's a housewife.



And this is my sister, Ella.  
She's six. She's a pupil.



We're a happy family.

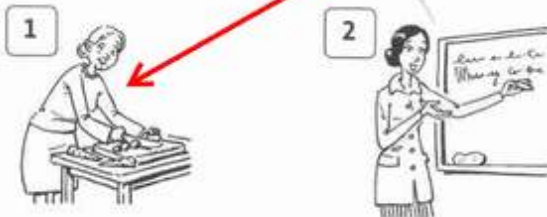
### 2 Match.

teacher

housewife

pilot

pupil



### 3 Write the words in the correct box.

eight    mum    Harry    pilot    grandma    housewife    Ella    six

family

jobs

numbers

names

mum

pilot

eight

Harry

grandma

housewife

six

Ella



## Writing

## 1 Write the sentences with capital letters and full stops.

1 this is my grandpa     This is my grandpa.2 he's a doctor     He's a doctor.3 this is my brother     This is my brother.4 these are my hands     These are my hands.5 i'm a pupil     I'm a pupil.

## About me!

## Student's answer

## 2 Write the names of people in your family who have these jobs.

housewife \_\_\_\_\_ doctor \_\_\_\_\_ farmer \_\_\_\_\_

nurse \_\_\_\_\_ fireman \_\_\_\_\_ teacher \_\_\_\_\_

policeman \_\_\_\_\_ pilot \_\_\_\_\_ pupil \_\_\_\_\_

## 3 Draw your family. Write about their jobs.     He's     She's

This is my grandma. She's a teacher.This is my \_\_\_\_\_  
a \_\_\_\_\_.This is \_\_\_\_\_  
a \_\_\_\_\_.This \_\_\_\_\_  
\_\_\_\_\_.


This is me. I'm a \_\_\_\_\_.

# 5

## Where's the ball?


### Lesson One Words

#### 1 Number the picture.



- 1 swing
- 2 slide
- 3 seesaw
- 4 net
- 5 tree

#### 2 Write.



What's this?

It's a tree.




What's this?

It's a swing.



What's this?

It's a slide.



What's this?

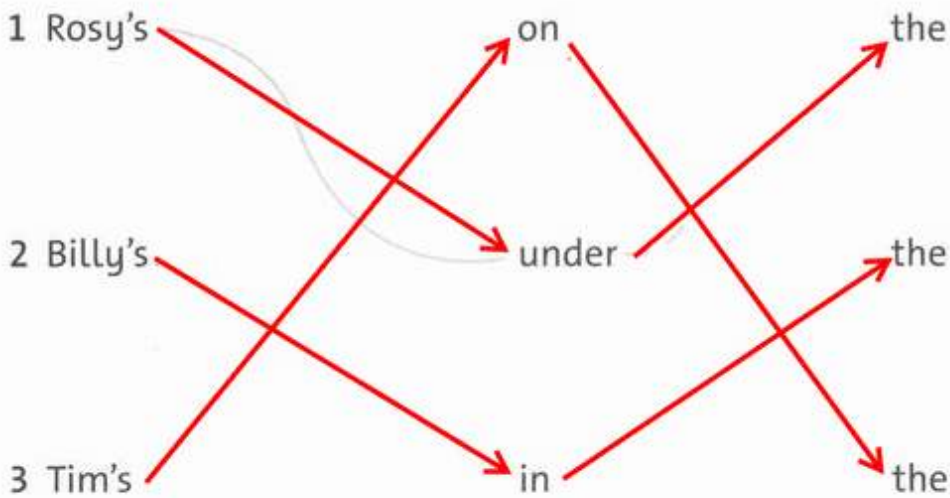
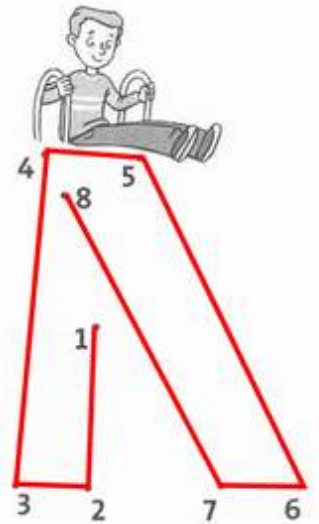
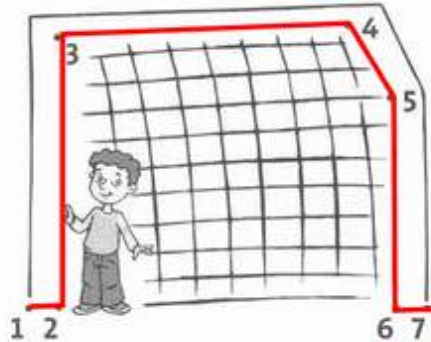
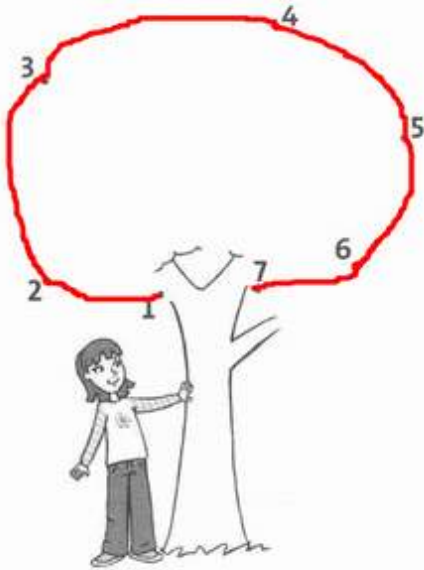
It's a net



What's this?

It's a seesaw

1 Join the dots in the three pictures. Then read and match.



2 Look at the pictures above and write.


slide   on   net   in   tree   under

- 1 Where's Tim?      He's on the slide.
- 2 Where's Rosy?      She's under the tree.
- 3 Where's Billy?      He's in the net.

## Lesson Three Words

1 Write.


frisbee ice cream pool




- 1 What's in the pool ? A ball.
- 2 Where's the frisbee ? It's under the chair.
- 3 Where's the ice cream ? It's on the table.

2 Look and write.

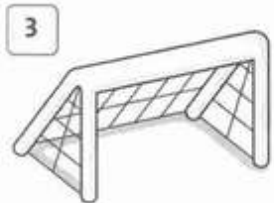
tree seesaw frisbee pool net slide ice cream



1 s e e s a w



2 t r e e



3 n e t



4 s l i d e



5 p o o l

6 i c e c r e a m



7 f r i s b e e



1 Match.

Q R S T U

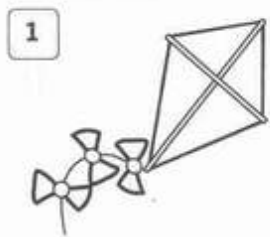
s q r u t

2 Read and write the letters *q*, *r*, *s*, *t* and *u*.



The queen is on the sofa.  
 The queen has got a rabbit.  
 The teddy is on the sofa.  
 The teddy has got an umbrella.


3 Write.




kite



nurse



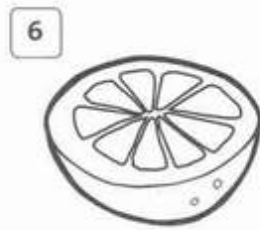
queen




rabbit



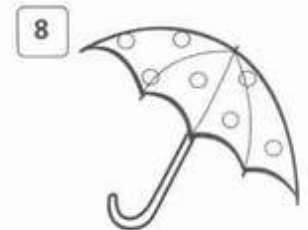
teddy



orange



sofa



umbrella

## Reading

## 1 Look at the picture. Read and write.

doll    ball    bike    kite    teddy

1 A toy is under a tree. What is it?

It's a bike.

2 A toy is on the slide. What is it?

It's a teddy.

3 A toy is in the net. What is it?

It's a ball.

4 A toy is in a tree. What is it?

It's a kite.

5 A toy is on the seesaw. What is it?

It's a doll.



## 2 Read and write T (true) or F (false).

1 The bike is in a tree. F

2 The teddy is under the slide. F

3 The ball is in the net. T

4 The kite is in a tree. T

5 The doll is on the seesaw. T

## Writing

1 Circle the names. Write the sentences with capital letters at the start of the names.

1 My name's tim.

My name's Tim.

2 This is rosy.

This is Rosy.

3 rosy and billy are here.

Rosy and Billy are here.

4 tim is a pupil.

Time is a pupil.

## About me!

Student's answer

2 Circle the things in a park.

lion   swing   window   slide   sofa   seesaw   door  
pool   tree   queen   ball   frisbee   ink

3 Draw and write about you and your friends at the park.

James is under the tree.

This is me and my friends at the park. I am \_\_\_\_\_ the \_\_\_\_\_.

\_\_\_\_\_ is \_\_\_\_\_ the \_\_\_\_\_.

\_\_\_\_\_ is \_\_\_\_\_ the \_\_\_\_\_.

The \_\_\_\_\_ is \_\_\_\_\_.


The \_\_\_\_\_ is \_\_\_\_\_.

# 6

# Billy's teddy!

## Lesson One Words

### 1 Number the picture.



- 1 mum
- 2 dad
- 3 sister
- 4 brother
- 5 grandma
- 6 grandpa

### 2 Write.



This is my brother.



This is my sister.



This is my dad.



This is my grandpa.



This is my grandma.

This is my family.





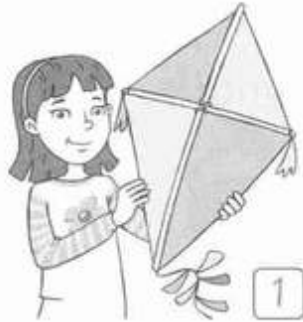
1 Read and number the pictures.

1 It's Rosy's kite.


2 It's Mum's book.

3 It's Grandma's umbrella.

4 It's Dad's bag.



2 Read and colour.



Rosy's hat is red. Tim's hat is green.

Rosy's kite is red and orange.

Tim's kite is green and purple.

Rosy's ice cream is brown.

Tim's ice cream is pink.

3 Look at the pictures and write.



This is Grandpa's egg.



This is Billy's ice cream.



This is dad's pen.



This is Tim's bike.

# Lesson Three Words

1 Colour the  words red and the  words yellow.

mum uncle grandpa aunt dad sister grandma brother cousin cousin

2 Find and circle the family words. Then write.



dad




grandfather



uncle



aunt



mum



brother



sister




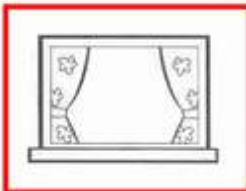
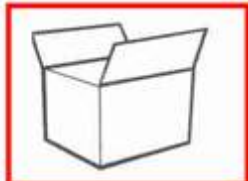

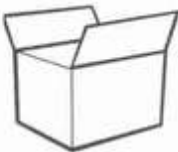





cousin



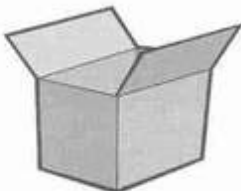




grandma


1 Say the sound. Say the words. Colour the correct picture.

<b>Vv</b>			<b>Ww</b>		
<b>Xx</b>			<b>Yy</b>		
<b>Zz</b>					

2 Write.

				
<u>v</u> an	<u>w</u> indow	bo <u>x</u>	<u>y</u> o-yo	<u>z</u> ebra

3 Read and write the letters v, w, x, y and z.



Look out of the window.

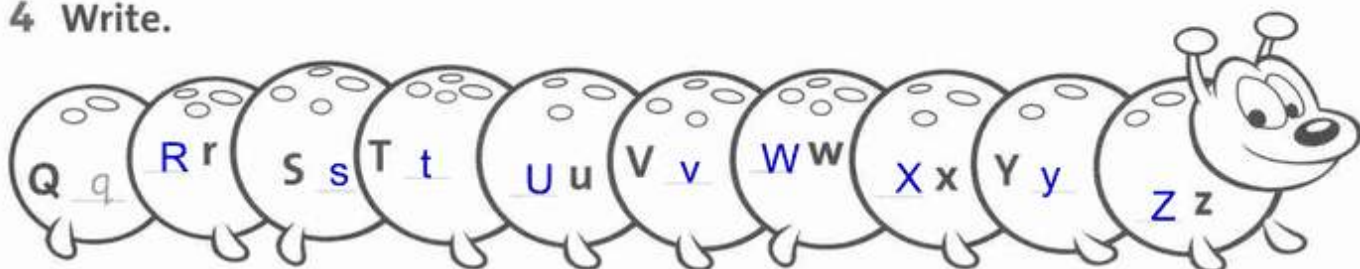
What can you see?

I can see a zebra in a van,

And a yo-yo on a box.





4 Write.



## Reading

## 1 Read and number the pictures.

- 1 My sister's kite is in the tree. Look!
- 2 My dad throws a ball.
- 3 My uncle throws his hat.
- 4 A bird's in the tree. It's got the kite.
- 5 Thank you, bird!
- 6 Here's my family with the kite. We are happy now.



## 2 Read again and write.

kite    uncle    tree    bird    ball

- 1 His sister's kite is in the tree.
- 2 Oli's dad throws a ball.
- 3 Oli's uncle throws his hat.
- 4 A bird is in the tree too.
- 5 Here's Oli's family with the kite.

## Writing

## 1 Trace and write question marks.

?

?

?

?

## 2 Write the sentences with question marks and capital letters.

1 who's this

Who's this?

2 is this your teddy

Is this your teddy?

3 where's your bike

Where's your bike?

4 is it a puzzle

Is it a puzzle?

5 what's your name

What's your name?

## About me!

## Student's answer

## 3 Choose four family members. Write what they have got.

umbrella bag bike pen car hat ball kite

mum

sister

aunt

dad

grandma

uncle

brother

grandpa

cousin

4 Draw and write about their things. *This is my brother's ball.*

This is my \_\_\_\_\_.

This is \_\_\_\_\_.




This \_\_\_\_\_.

## Review 2



### 1 Look and write.



- 1  This is Bob's frisbee.
- 2  This is Lisa's teddy.
- 3  This is Bob's ball.
- 4  This is Lisa's pen.

### 2 Write.

Yes, he is.    No, he isn't.    Yes, she is.    No, she isn't.



1 Is he a policeman?  
No, he isn't.



2 Is she a teacher?  
Yes, she is.



3 Is he a farmer?  
Yes, he is.



4 Is she a housewife?  
No, she isn't.

### 3 Write the words in the correct box.

doctor    aunt    swing    fireman    slide    pupil  
grandma    net    uncle    nurse    cousin    seesaw

jobs

doctor  
fireman  
nurse  
pupil

family

aunt  
grandma  
uncle  
cousin

park

swing  
slide  
net  
seesaw

## 4 Order the words.

1 She's pupil. a

She's a pupil.

2 my It's ice cream. brother's

It's my brother's ice cream.

3 isn't a She teacher.

She isn't a teacher.

4 swing. It's the under

It's under the swing.

## 5 Write the questions.

frisbee bird book ball

1 Where's the frisbee?

It's in the pool.

2 Where's the ball ?

It's under the slide.

3 Where's the bird ?

It's in the tree.

4 Where's the book ?

It's on the swing.

## 6 Write.



o range



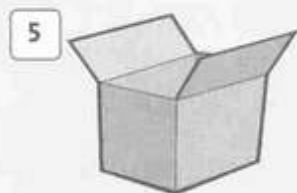
mum



u mbrella



yo-yo




box



Window



rabbit



s ofa

# 7

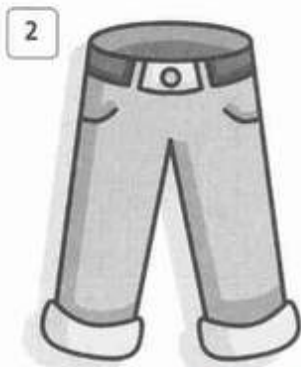
## Are these his trousers?

### Lesson One Words


#### 1 Circle the correct word.



T-shirt / dress



shorts **trousers**




socks / **shorts**



**dress** / T-shirt

#### 2 Read and colour.



- 1 = blue
- 2 = orange
- 3 = red
- 4 = yellow
- 5 = green

#### 3 Look at the picture and write.

shorts   trousers   T-shirt   socks   dress

1 Tim's trousers are blue.

2 Tim's T-shirt is orange.

3 Rosy's dress is red.

4 Rosy's socks are yellow.

5 Billy's shorts are green.

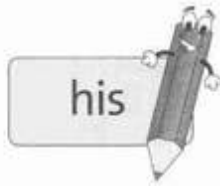


1 Look at the pictures and match. Then write.

shorts T-shirt trousers dress



This is her dress.



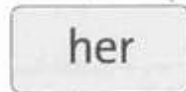
his



These are my trousers.



This is my T-shirt.



her



These are my shorts.

2 Write.

Yes, they are.

No, they aren't.



1 Are these his shorts?

Yes, they are.



2 Are these her socks?

No, they aren't.



3 Are these her trousers?

Yes, they are.



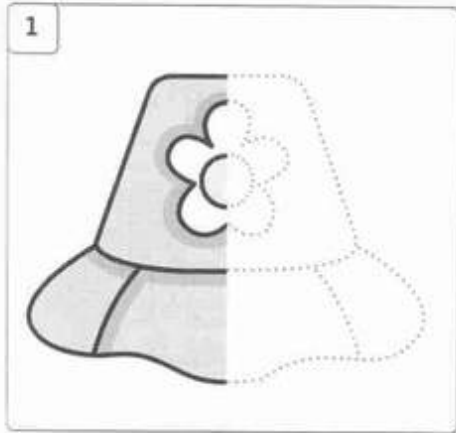
4 Are these his socks?

No, they aren't.

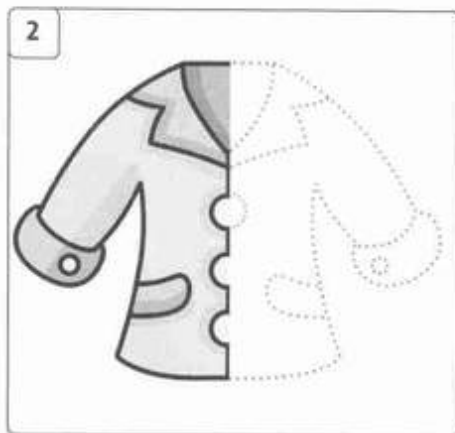
# Lesson Three Words

## 1 Trace and write.

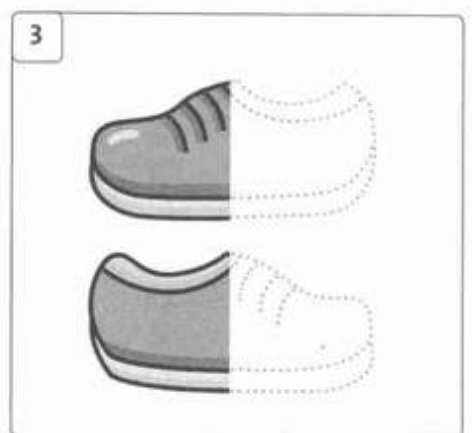
shoes hat coat



This is a hat.



This is a coat.



These are shoes.

## 2 Look and write.

coat dress T-shirt socks shoes hat trousers shorts



1 s o c k s  
u



2 T - s h i r t



3 c o a t  
l  
4 t r o u s e r s




5 s h o r t s  
6 h a t  
7 s h o e s



8 d r e s s

1 Join the letters.



2 Write.

a	b	c	d	e	f	g	h	i
j	k	l	m	n	o	p	q	r
s	t	u	v	w	x	y	z	

Reading

1 Read the story again and write.

trousers    football    coat    socks    orange    T-shirt



## Writing

## 1 Trace and write 's.

's 's 's 's

## 2 Write the sentences with 's.

1 Where is my dress? Where's my dress?2 He is seven. He's seven.3 It is a bird. It's a bird.4 What is your name? What's your name?5 She is my sister. She's my sister.

## About me!

student's answer

## 3 Circle your favourite clothes. Write the colour.

blue yellow pink orange red purple green

T-shirt \_\_\_\_\_ trousers \_\_\_\_\_ shorts \_\_\_\_\_

shoes \_\_\_\_\_ socks \_\_\_\_\_ dress \_\_\_\_\_

coat \_\_\_\_\_ hat \_\_\_\_\_

4 Draw, colour and write about your clothes. This is my coat. It's green.

This is my \_\_\_\_\_ . It's \_\_\_\_\_ .

This \_\_\_\_\_ .

These are my \_\_\_\_\_ . They're \_\_\_\_\_ .

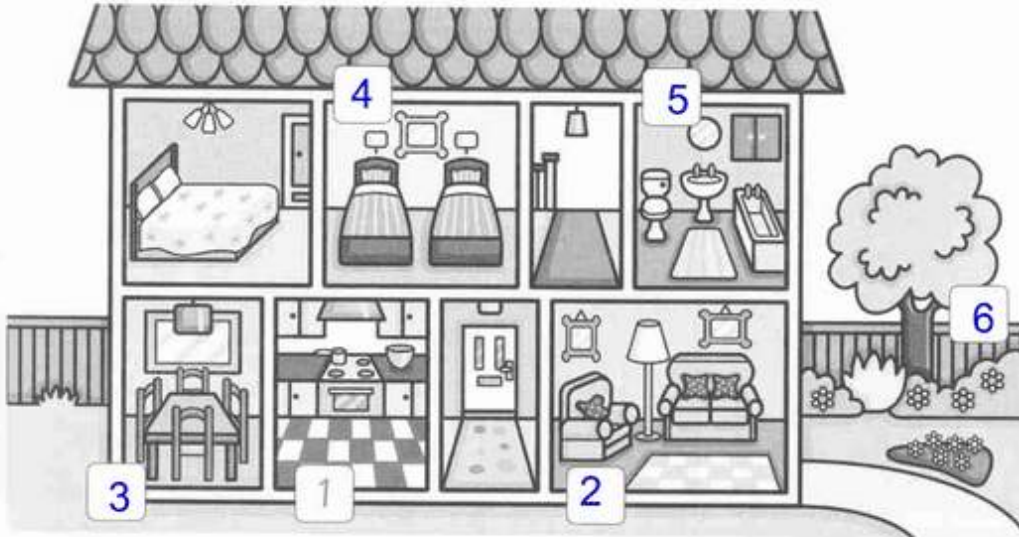
These \_\_\_\_\_ .

# 8

# Where's Grandma?

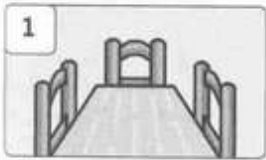
## Lesson One Words

### 1 Number the picture.



- 1 kitchen
- 2 living room
- 3 dining room
- 4 bedroom
- 5 bathroom
- 6 garden

### 2 Write.



This is in the dining room.



This is in the bedroom.



This is the kitchen.











This is in the living room.



This is in the bathroom.

1 Follow and write.

1  2  3  4 

kitchen      dining room      bedroom      living room

- 1 Where's Rosy? She's in the living room.
- 2 Where are Mum and Dad? They're in the dining room.
- 3 Where are Grandma and Grandpa? They're in the kitchen.
- 4 Where's Billy? He's in the bedroom.

2 Look and write.

Yes, they are.      No, they aren't.      Yes, she is.      No, he isn't.

- 1 Is Billy in the dining room? No, he isn't.
- 2 Are Grandma and Grandpa in the kitchen? Yes, they are.
- 3 Are Mum and Dad in the living room? No, they aren't.
- 4 Is Rosy in the living room? Yes, she is.


# Lesson Three Words

## 1 Number the picture.



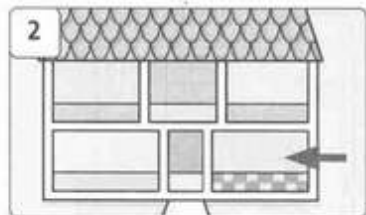
- 1 house
- 2 flats
- 3 garden
- 4 upstairs
- 5 downstairs

## 2 Find and circle the words. Then write.

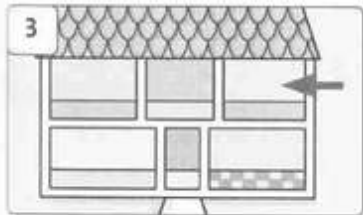


dining room

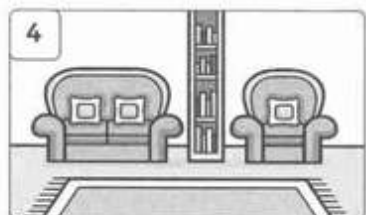
d	★	d	★	★	★	l
i	h	o	u	s	e	i
n	u	w	★	g	★	v
i	p	n	k	a	★	i
n	s	s	i	r	★	n
g	t	t	t	d	f	g
r	a	a	c	e	l	r
o	i	i	h	n	a	o
o	r	r	e	★	t	o
m	s	s	n	★	s	m



d ownstairs



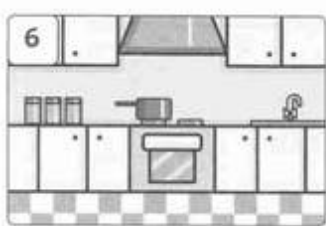
u pstairs




l iving room



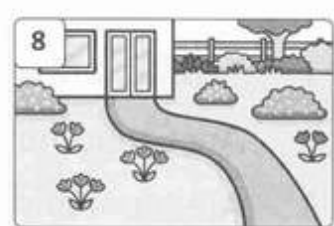
h ouse



k itchen



f lats



g arden



1 Help Shirley find her shoes. Join the letters *sh*.



sh — sh s s s h  
 s h sh h sh h  
 h s sh sh h sh



2 Write.

1




shoes

2



T-shirt

3



sheep

4



fish

3 Read and write. Then colour.

Shirley's shoes are red,

Her fish is blue.

She's got a toy sheep,

And a toy fish too.

The sheep is white,

The fish is blue.

Shirley wants to play,

With me and you.



## Reading

## 1 Look at the picture. Read and point.

My name is Mike. I live in a flat.

I live with my mum, my dad,  
my big brother, Paul, and my grandma.

In my flat there are three bedrooms.

One bedroom is for my mum and dad.

One bedroom is for my grandma.

And the other bedroom is for me and Paul.

Also in the flat, there is a kitchen,  
a big living room and a bathroom.



## 2 Read again. Circle and write.

1 Mike lives in a flat.

2 Paul is Mike's brother.

3 There are three bedrooms.

4 One bedroom is for Mike's grandma.

house flat garden

sister brother grandpa

two three four

kitchen flat bedroom

## Writing

1 Say the vowel letters. Circle the vowels in the words.

a e i o u

b@g m(u)m p(e)n h(at) (o)n f(i)g e(g)g  
b(o)x i(n)k

2 Write the words in the correct box.

a	e	i	o	u
bag	pen	fig	box	mum
hat	egg	ink	on	

## About me!

student's answer

3 Circle the words about your home. Write how many rooms.

flat house garden bedroom  bathroom   
kitchen  dining room  living room

4 Draw your home. Then write about the rooms.



This is the \_\_\_\_\_.

This is the \_\_\_\_\_.

This is \_\_\_\_\_.

This \_\_\_\_\_.

These are the \_\_\_\_\_.

These are \_\_\_\_\_.


# 9

# Lunchtime!

## Lesson One Words

### 1 Find and circle the words.

banana    orange    sandwich    biscuit    lunch-box    drink

1  a d lunch box e l

2  o l t drink w o u

3  u e y biscuit w e r

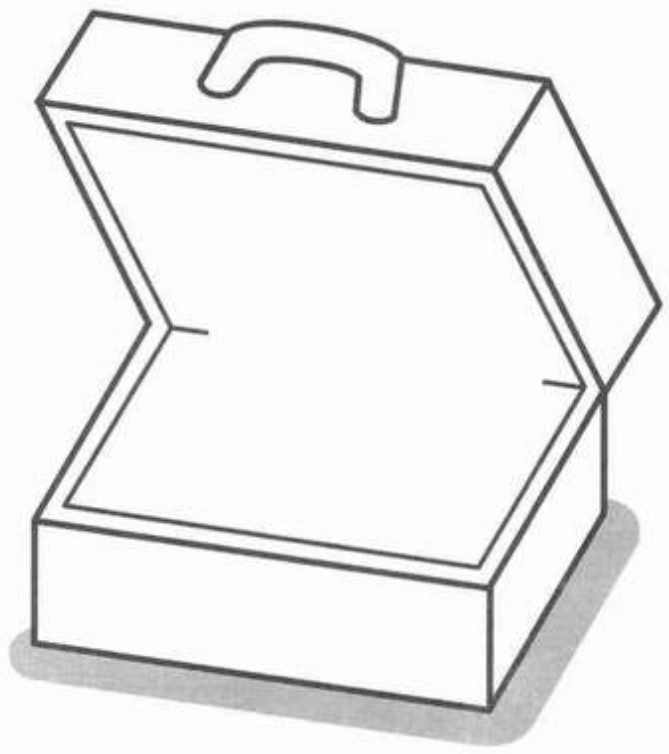
4  p o banana d o b

5  a d sandwich p l

6  orange e f

### 2 Look at the pictures and words above. Write and draw.

- 1 This is a lunch box .
- 2 This is a drink .
- 3 This is a biscuit .
- 4 This is a banana .
- 5 This is a sandwich .
- 6 This is an orange .



1 Read and number the pictures.

- 1 I've got an apple and a banana.
- 3 I've got two sandwiches and two apples.
- 5 I haven't got my lunch box. I've got a drink.

- 2 I've got a sandwich and a biscuit.
- 4 I've got an apple. I haven't got a banana.
- 6 I've got my lunch box. I haven't got a drink.



2



1



4



5



6



3

2 Read the sentences again. Circle *a* and underline *an*.

3 Write. I've got I haven't got



## Lesson Three Words

### 1 Write and colour.


tomato grapes pear

1



pear

2



grapes

3



tomato

### 2 Look and write.


drink banana fish lunch box apple  
sandwich tomato orange biscuit

1



1 t o m a t o  
y

2



2 a p p l e

3 b i s c u i t

3



4 d r i n k

4



5 s a n d w i c h

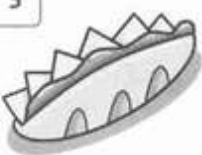
6 f i s h

7 b a n a n a

8 o r a n g e

9 l u n c h b o x

5



6



7



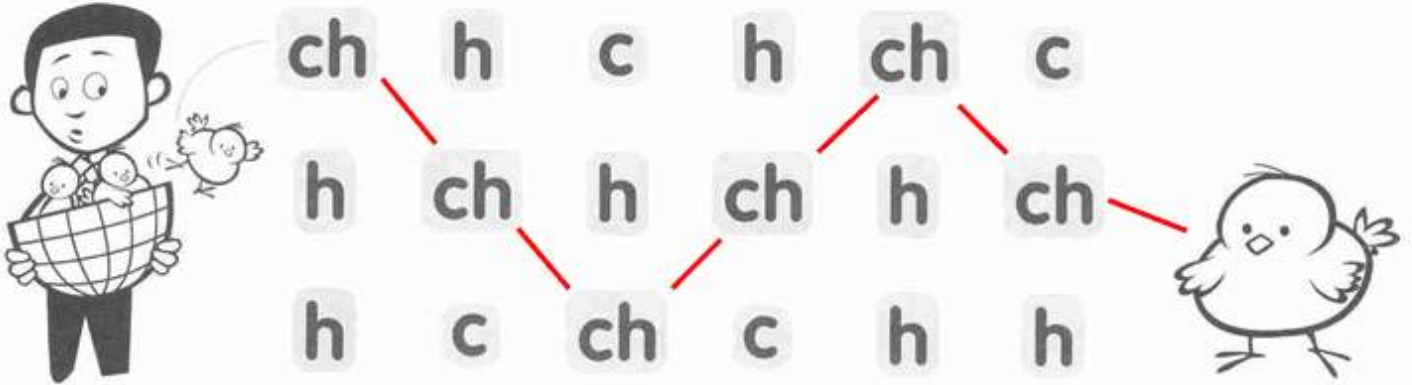
8



9



1 Help Charlie find the chick. Join the letters *ch*.



2 Write.



3 Read and write.

My name's Charlie.

This is my teacher.

She's on a chair.

She's got a little chick.

Chirp, chirp, chirp, says the chick.

Chirp, chirp, chirp, says the chick.

My teacher's on a chair.

She's got a little chick.



## Reading

### 1 Read.

Hello. I'm Sally and I'm a pupil. This is my lunch box. Let's look inside.

I've got two sandwiches. One is an egg sandwich.

And the other sandwich is jam. I've got a drink.

It's apple juice. I've got an orange and figs and grapes. I haven't got a biscuit today.

And I haven't got a yogurt, but it's a very nice lunch!



### 2 What's in Sally's lunch box? Tick (✓) or cross (X).

- |                   |                                     |                  |                                     |
|-------------------|-------------------------------------|------------------|-------------------------------------|
| 1 an egg sandwich | <input checked="" type="checkbox"/> | 2 a jam sandwich | <input checked="" type="checkbox"/> |
| 3 a drink         | <input checked="" type="checkbox"/> | 4 a yogurt       | <input type="checkbox"/>            |
| 5 a pear          | <input type="checkbox"/>            | 6 an orange      | <input checked="" type="checkbox"/> |
| 7 figs            | <input checked="" type="checkbox"/> | 8 a banana       | <input type="checkbox"/>            |
| 9 grapes          | <input checked="" type="checkbox"/> | 10 a biscuit     | <input type="checkbox"/>            |

### 3 Write.



I haven't got a banana.

I've got a drink.

I've got an orange.

I haven't got a biscuit.





## Writing

## 1 Circle the correct word.

1 This is a / an banana.3 I've got a / an egg.5 I haven't got a / an sandwich.2 This is a / an apple.4 I've got a / an orange.6 I haven't got a / an yogurt.2 Write *a* or *an*.

1

Is this a ball?

No, it isn't.

It's an apple.

2

Is this an orange?

No, it isn't.

It's a ball.

## About me!

## 3 Circle the food in your lunch box today.

apple    yogurt    orange    fig    grapes    banana    tomato  
 pear    biscuit    sandwich    egg    drink

## 4 Draw and write about the food in your lunch box.



In my lunch box, I've got \_\_\_\_\_.

I've got \_\_\_\_\_.

I've \_\_\_\_\_.

I haven't got \_\_\_\_\_.

I \_\_\_\_\_.


## Review 3



### 1 Write *a* or *an*.



a banana




an apple



a sandwich



an orange



a biscuit



an egg



a drink



a tomato

### 2 Look at the pictures and match.



sandwich

egg

apple

his

her

banana

orange

biscuit

### 3 Look at the pictures again and write.

I've got

I haven't got



1 I've got a sandwich.

2 I haven't got a banana.

3 I've got an orange.



4 I haven't got an apple.

5 I've got an egg.

6 I've got a biscuit.

## 4 Write the words in the correct box.

bedroom    banana    living room    shorts    socks    pear  
 bathroom    biscuit    dress    grapes    kitchen    trousers

rooms

bedroom  
 bathroom  
 living room  
 kitchen

clothes

dress  
 socks  
 trousers  
 shorts

food

pear  
 banana  
 biscuit  
 grapes

## 5 Order the words.

1 Grandpa the in garden? Is Is Grandpa in the garden?

2 his coat? Is this Is this his coat?

3 in dining room. She's the She's in the living room.

4 got drink. I've a I've got a drink.

5 my Where's sister? Where's my sister?

6 upstairs? Is Grandma Is Grandma upstairs?

## 6 Write.

ch sh s c h

1



c at

2



ch ick

3




h at

4



sh oes

5



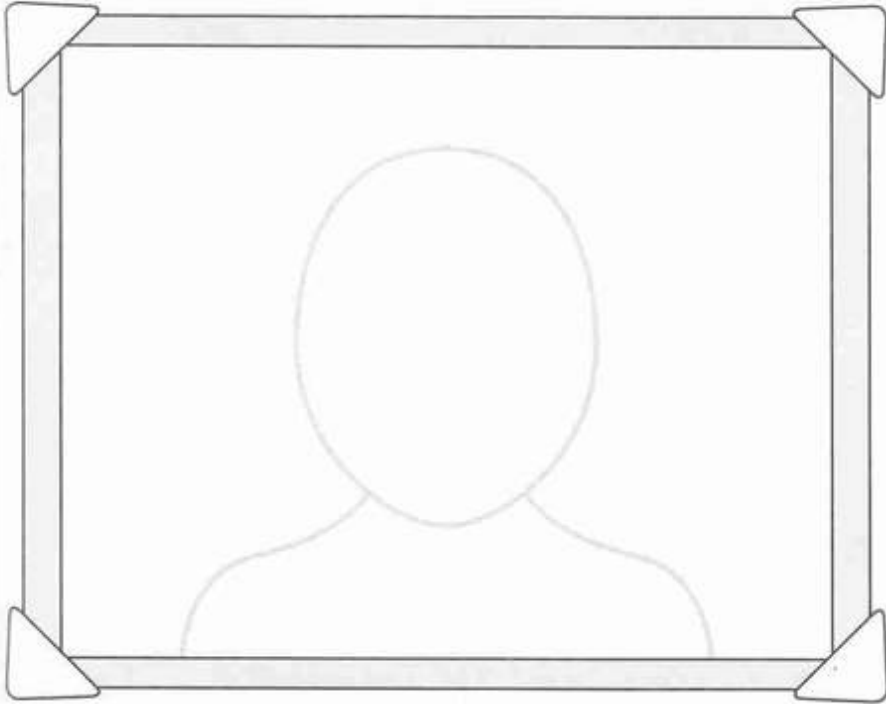
s ofa

# 10

## A new friend!

### Lesson One Words

1 Draw and colour yourself. **student's answer**



2 Look at your picture. Read and circle.

1 My eyes are    .

2 My hair is    .

3 My hair is  .

4 My hair is  .

3 Write.

1 What colour are your eyes?

They're \_\_\_\_\_.


2 What colour is your hair?

It's \_\_\_\_\_.

3 Is your hair long or short?

4 Is it curly or straight?

## 1 Read, draw and colour.



This is Sarah. She's got blue eyes.  
She's got long hair.  
It's straight and blond.



This is Rick. He's got green eyes.  
He's got short hair.  
It's curly and brown.

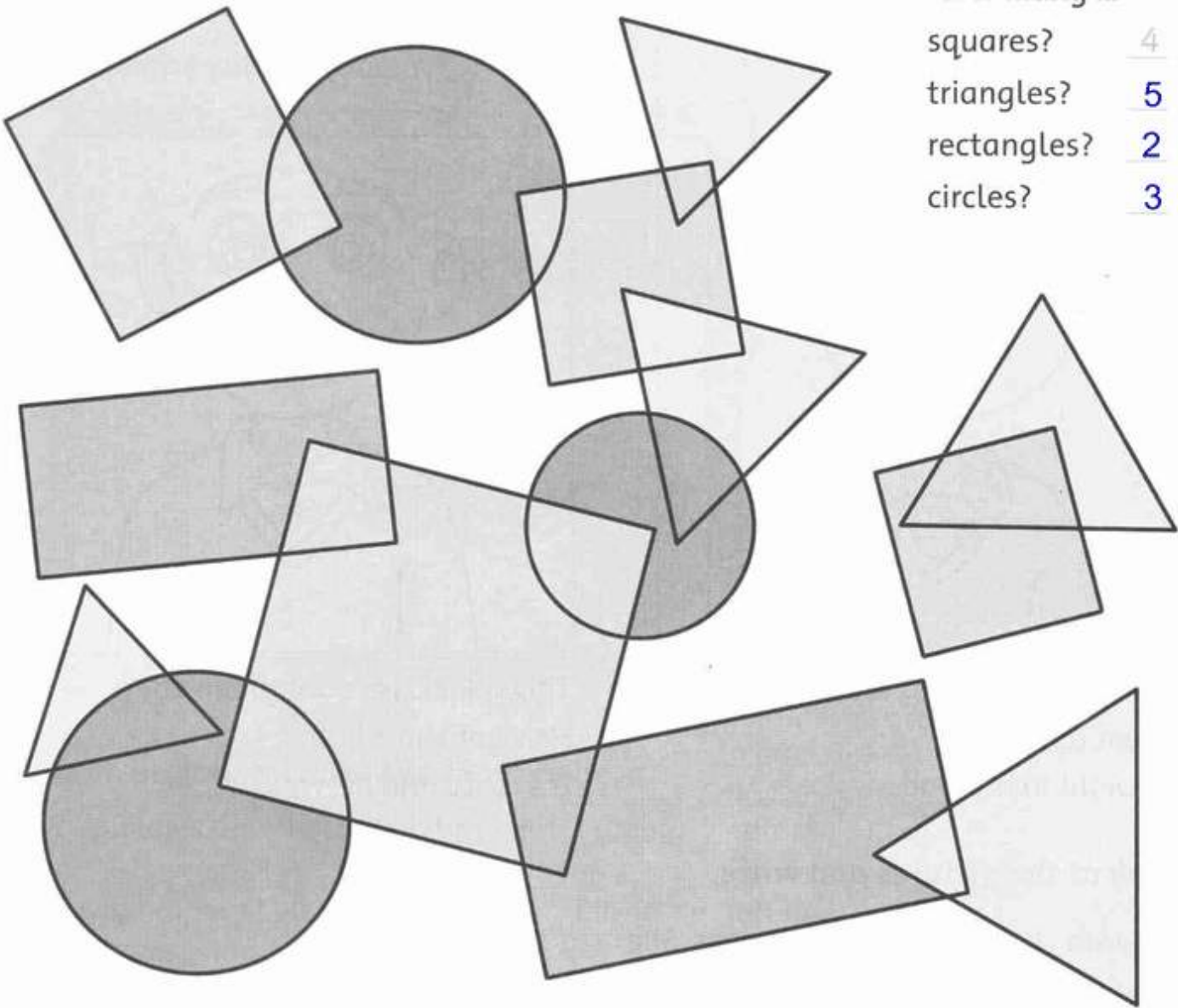
## 2 Look at the pictures and write.

's got    hasn't got

- 1 Sarah hasn't got brown eyes. She 's got blue eyes.
- 2 She 's got long hair. She hasn't got short hair.
- 3 She hasn't got curly hair. She 's got straight hair.
- 4 She 's got blond hair. She hasn't got black hair.
- 5 Rick hasn't got brown eyes. He 's got green eyes.
- 6 He 's got short hair. He hasn't got long hair.
- 7 He 's got curly hair. He hasn't got straight hair.
- 8 He hasn't got blond hair. He 's got brown hair.

## Lesson Three Words

1 Find and count the shapes. Write.



How many ...  
squares? 4  
triangles? 5  
rectangles? 2  
circles? 3

2 Look at the picture again and write.

square   triangle   circle   rectangle

- 1 It's got three sides. It's a triangle.
- 2 It's got four sides. Two are long. Two are short. It's a rectangle.
- 3 It hasn't got sides. It's a circle.
- 4 It's got four sides. They're all the same. It's a square.

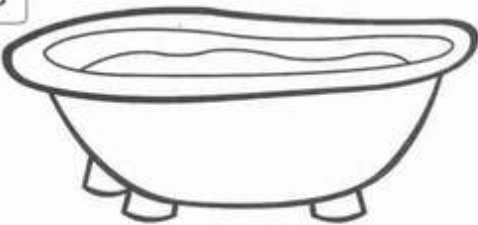
1 Help Theo collect his ducks. Join the letters *th*.

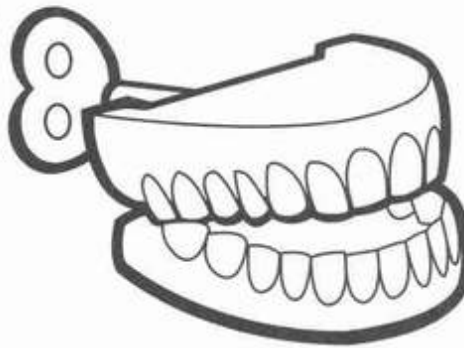
th - th t t h t  
 t h th - th t th  
 h t h h th h

2 Write.

1   
 Th eo

2   
 th ree

3   
 ba th

4   
 tee th

3 Write.

Baby Theo's in the bath ,  
 One, two, three .  
 Baby Theo counts his teeth ,  
 One, two, three .



## Reading

### 1 Read.



My name is Freddy. I have got three best friends. Simon has got black hair. It is short and curly. His eyes are brown. Ed is also my friend. His hair is short too. It is brown and straight. He has got green eyes. My other friend is a girl. Her name is Amy. She is Simon's cousin. She has got long hair. It is blond and curly. She has got blue eyes.

### 2 Read again and tick (✓).

hair	black	blond	brown	short	long	curly	straight
Simon	✓			✓		✓	
Ed			✓	✓			✓
Amy		✓			✓	✓	
eyes	green	brown	blue				
Simon		✓					
Ed	✓						
Amy			✓				

### 3 Write the names and colour.



Simon



Ed



Amy



## Writing

## 1 Write the short form.

1 I have got short hair.

I've got short hair.

2 I have got long hair.

I've got long hair.

3 It has got black eyes.

It's got black eyes.

4 She has got blue eyes.

She's got blue eyes.

5 He has got curly hair.

He's got curly hair.

## About me!

student's answer

## 2 Choose a friend. Circle the words to describe your friend.

hair: long short curly straight black brown blond

eyes: blue brown black green

## 3 Draw and write about your friend.

He's got

She's got

He hasn't got

She hasn't got



My friend's name is \_\_\_\_\_.

\_\_\_\_\_ got \_\_\_\_\_ eyes.

\_\_\_\_\_ got \_\_\_\_\_ hair.

\_\_\_\_\_ hasn't got \_\_\_\_\_ eyes.

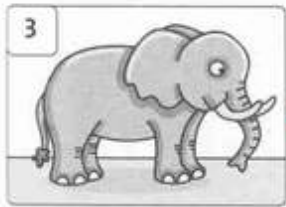

\_\_\_\_\_ hasn't \_\_\_\_\_ hair.

# 11

## I like monkeys!

### Lesson One Words

#### 1 Look and match.



monkey

elephant


giraffe

**big**

little

**tall**


#### 2 Look at the words again. Write.



What are these?

They're giraffes.


They're tall.



What are these?

They're monkeys.

They're little.



What are these?


They're elephants.

They're big.


1 Read and colour the faces.

1  I like giraffes.

2  I don't like elephants.


 



3  I don't like monkeys.

4  I like zebras.

5  I like elephants.

6  I don't like giraffes.



2 Write. like don't like

1  

I don't like giraffes .

2  

I like monkeys .

3  

I like zebras .

4  


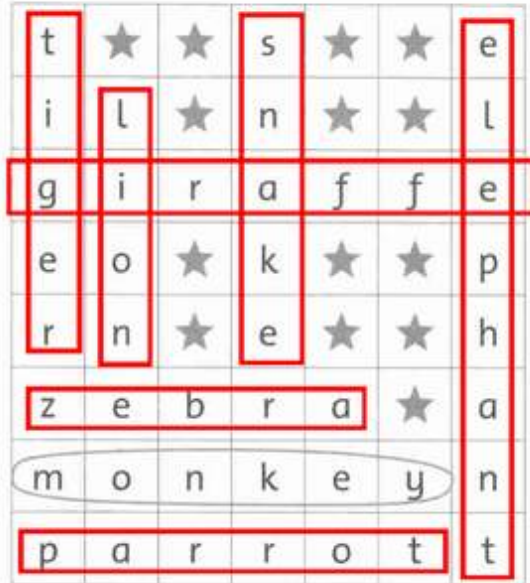
I don't like elephants .

## Lesson Three Words

### 1 Find and circle the words. Then write.



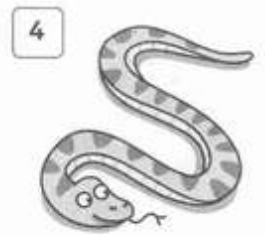
monkey



elephant




giraffe



snake



lion



zebra




tiger



parrot

### 2 Look and write.

big little long short



The elephant's ears are big.  
The elephant's nose is long.



The parrot's legs are short.  
The parrot's eyes are little.

1 Say and write the words.

c



cat

m



man

at

an

h



hat

f



fan

2 Write.

1



2



The cat has got a hat.

The man has got a fan.

3 Help the cat and the man find their things.

Colour *at* red. Colour *an* blue. Then join.



at at n n t  
a t at t at




an n t at an  
n an an an n



## Reading

## 1 Read.

**At the zoo**

Look at the boys  
And the girls too.  
Tall ones, short ones,  
At the zoo.

They like parrots,  
monkeys too.  
Big ones, little ones,  
At the zoo.

They like zebras,  
And snakes too.  
Long ones, short ones,  
At the zoo.

## 2 Read again. Tick (✓) the animals in the poem.

- |           |   |            |   |             |   |
|-----------|---|------------|---|-------------|---|
| 1 parrots | ✓ | 2 monkeys  | ✓ | 3 elephants | X |
| 4 zebras  | ✓ | 5 giraffes | X | 6 snakes    | ✓ |

## 3 Read again and write T (true) or F (false).

- |  |          |
|--|----------|
| 1 The boys and girls are tall and short. | <u>T</u> |
| 2 The boys and girls don't like parrots. | <u>F</u> |
| 3 The boys and girls like monkeys.       | <u>T</u> |
| 4 The monkeys are big and little.        | <u>T</u> |
| 5 The boys and girls don't like zebras.  | <u>F</u> |
| 6 The snakes are long and short.         | <u>T</u> |

## Writing

## 1 Add the adjectives to the sentences.

- |                    |          |                               |
|--------------------|----------|-------------------------------|
| 1 This is a boy.   | (tall)   | This is a <u>tall</u> boy.    |
| 2 This is a dog.   | (big)    | This is a <u>big</u> dog.     |
| 3 This is a snake. | (long)   | This is <u>a long</u> snake.  |
| 4 He's got hair.   | (short)  | He's got <u>a short</u> hair. |
| 5 It's got ears.   | (little) | It's <u>a little</u> ears.    |
| 6 It's a monkey.   | (brown)  | <u>It's a brown</u> monkey.   |

## About me! student's answer

## 2 Circle the animals you like. Underline the animals you don't like.

tigers lions monkeys snakes zebras cats goats  
elephants parrots giraffes dogs birds chicks

## 3 Draw and write about the animals you like and don't like.

I like \_\_\_\_\_.

I \_\_\_\_\_.

I don't like \_\_\_\_\_.

I don't \_\_\_\_\_.



I \_\_\_\_\_.

# 12

## Dinnertime!

### Lesson One Words

1 Look and tick (✓) or cross (X).



	meat	yogurt	fish	carrots	rice	bread
1	✓	x	x	✓	✓	x
2	x	✓	✓	✓	x	✓

✓ = has got  
X = hasn't got

2 Look at the pictures again. Write.

1

I like  meat and  rice.

I don't like  yogurt.

2

I like  fish and  carrot.

I don't like  meat.



1 Order the words.



1 like Do you bananas?

2 do. I Yes,



3 you like carrots? Do

4 I don't. No,



5 bread? you like Do

6 I Yes, do.

Do you like bananas?

Yes, I do.

Do you like carrots?




No, I don't.

Do you like bread?

Yes, I do.

2 Write.

do like don't Do



## Lesson Three Words

### 1 What's next? Look, draw and write.

milk water juice fish bread

1							<u>bread</u>
2							<u>water</u>
3							<u>milk</u>
4							<u>fish</u>
5							<u>juice</u>

### 2 Write and circle.

milk juice water

- 1 Do you like  milk ? Yes, I do. / No, I don't.
- 2 Do you like  water ? Yes, I do. / No, I don't.
- 3 Do you like  juice ? Yes, I do. / No, I don't.

1 Say and write the words.

b

ed



bed

p

en



pen

r



red

k



ken

2 Write.



Ken's got a pen,  
Pen, pen, pen.  
Ken's pen is red,  
Red, red, red.

Where's ken's pen?  
Pen, pen, pen.  
It's on Ken's bed,  
Bed, bed, bed.

3 Write the word that rhymes.



cat




hat



Ken



pen



man



fan



red



bed

## Reading

### 1 Read.

Steve and Alice are in a café. It is dinnertime. Steve has got eggs, bread and tomatoes. For dessert he has got grapes and an ice cream. His drink is orange juice.


Alice has got fish, rice and carrots. For dessert she has got a yogurt and an apple. For her drink, she has got water.



### 2 Read again and write the names. Match.



Alice



Alice



Steve



Steve

1 I've got rice.

2 I've got carrots.

3 I've got eggs.

4 I've got water.

5 I've got orange juice.

6 I've got fish.

7 I've got an apple.

8 I've got an ice cream.




Alice



Steve



Alice



Alice

## Writing

1 Circle *n't* in these sentences.1 I do n't like carrots.2 This isn't a yogurt.3 They aren't ice creams.4 No, it isn't.5 No, they aren't.6 I don't like juice.

## 2 Write the short form.

1 I do not like apples.

I don't like apples.

2 Her hair is not straight.

Her hair isn't straight.

3 They are not circles.

They aren't circles.

4 This is not rice.

This isn't rice.

5 It is not his house.

It isn't his house.**About me!** Student's answer

## 3 What do you like? What don't you like? Draw 😊 and ☹️.

bananas 😊 yogurt 😊 eggs 😊 bread 😊 carrots 😊 pears 😊  
 meat ☹️ fish ☹️ tomatoes ☹️ rice ☹️ apples ☹️ grapes ☹️

## 4 Draw the food you like and don't like. Then write.



I like \_\_\_\_\_.

I like \_\_\_\_\_.

I don't like \_\_\_\_\_.


I don't like \_\_\_\_\_.

## Review 4



### 1 Look at the pictures and write.

's got    hasn't got



**Name:** Toby  
**Hair:** black  
**Eyes:** green



**Name:** Tanya  
**Hair:** blond  
**Eyes:** blue

1 Toby 's got black hair.

3 He hasn't got long hair.

5 He hasn't got brown eyes.

2 Tanya hasn't got curly hair.


4 She 's got blond hair.

6 She 's got blue eyes.


### 2 Add the adjectives to the sentences.



This is a monkey. (little)  
This is a little monkey.



This is a giraffe. (tall)  
This is a tall giraffe.



This is an elephant. (big)  
This is a big elephant.



This is a snake. (green)  
This is a green snake.

### 3 Write the words in the correct box.

square    milk    yogurt    juice    tiger    snake    rice  
triangle    water    rectangle    parrot    carrots

shapes

square  
triangle  
rectangle

food

rice  
carrot  
yogurt

animals

tiger  
snake  
parrot

drinks

milk  
juice  
water

4 Order the words.



1 giraffes. like I

I like giraffes.

2 parrots. don't I like

I don't like parrots.



3 like Do snakes? you

Do you like snakes?

4 don't. No, I

No, I don't.



5 you tigers? like Do



Do you like tigers?

6 I do. Yes,

Yes, I do.

5 Write and match.

like don't like





1 😊 I like elephants. d

2 ☹️ I don't like giraffes. b


3 ☹️ I don't like monkeys. a

4 😊 I like zebras. c



6 Write.

th ch sh



ch air

th ree

fi sh

sh eep

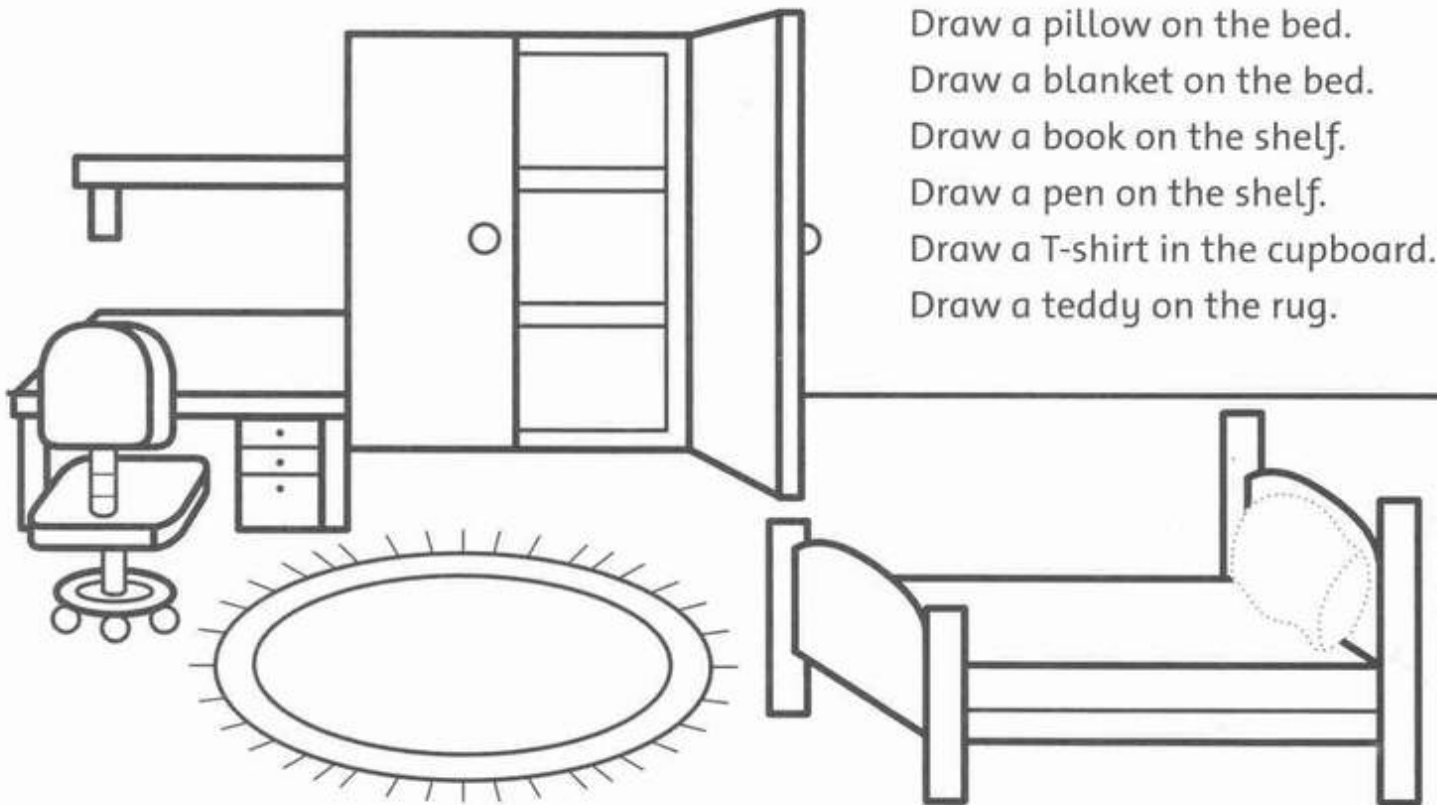
tea ch er

# 13

## Tidy up!

### Lesson One Words

#### 1 Read and draw.



Draw a pillow on the bed.  
Draw a blanket on the bed.  
Draw a book on the shelf.  
Draw a pen on the shelf.  
Draw a T-shirt in the cupboard.  
Draw a teddy on the rug.

#### 2 Look at the picture again. Write.

1 Where's the  pillow?

It's on the bed.

3 Where's the  blanket?

It's on the bed.

5 Where's the  T-shirt?

It's in the cupboard.

2 Where's the  book?

It's on the shelf.

4 Where's the  pen?

It's on the shelf.

6 Where's the  teddy?

It's on the rug.



1 Read and circle.



There's / There are a bed in my bedroom.



There's / There are two cupboards in my bedroom.




There's / There are three books on my shelf.



There's / There are a blanket on my bed.

2 Look at the picture and write.

There's    There are



1 There's a cupboard.

2 There are four books.

3 There are two pillows.

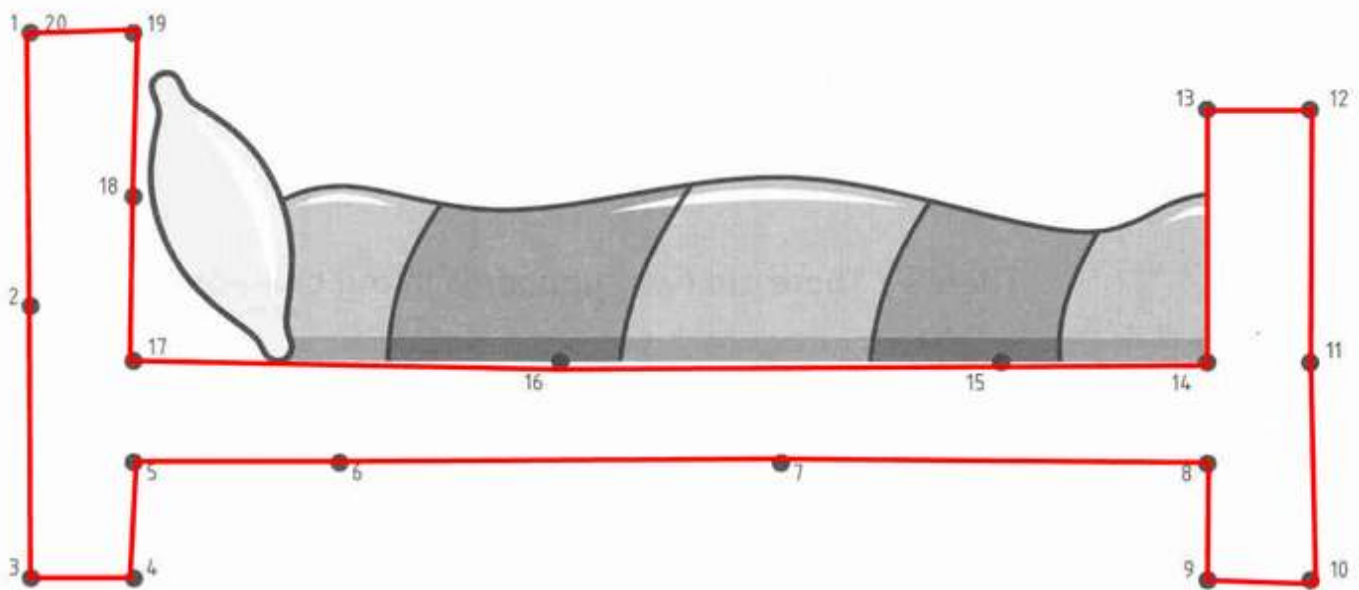
4 There are two beds.

5 There's a shelf.

6 There's a rug.

## Lesson Three Words

### 1 Join the dots.



### 2 Find and circle the words. Then write.

11

eleven

12

twelve

13

thirteen

14

fourteen

15

fifteen

f	o	u	r	t	e	e	n	★
★	e	i	g	h	t	e	e	n
★	★	t	w	e	n	t	y	i
s	e	v	e	n	t	e	e	n
s	i	x	t	e	e	n	l	e
★	★	★	★	★	★	★	e	t
f	i	f	t	e	e	n	v	e
★	★	t	w	e	l	v	e	e
t	h	i	r	t	e	e	n	n

16

sixteen

17

seventeen

18

eighteen

19

nineteen

20

twenty

1 Say and write the words.

**b** **in**  
**t**



**f** **ig**  
**b**



2 Write.

A big, big fig  
In a big, big tin.  
Eat the big fig,  
Put the tin in the bin.



3 Colour *ig* red. Colour *in* green. Then join.



n	ig	g	n	in
ig	g	ig	in	n
g	in	in	ig	g
in	n	n	g	ig



## Reading

## 1 Read and colour.



Hello.

My name's Lola and this is my bedroom.

My favourite colour's purple.

I've got a purple pillow and a purple blanket.

Can you see my doll? She's on my bed.

Her name is Polly.

I've got lots of books on my shelf and lots of clothes in my cupboard.

My favourite is a purple dress.

And look, here are my blue shoes.

I like my shoes. They're very pretty.

Bye!

From Lola

## 2 Read again and match.

1 What's her name?  d

2 Where's Lola?  g

3 What's her favourite colour?  a

4 What toy is on her bed?  b

5 What's the doll's name?  f

6 Where are her books?  h

7 What's in her cupboard?  c

8 What colour are her shoes?  e

a Purple.

b A doll.

c Lots of clothes.

d Her name's Lola.

e They're blue.

f Her name's Polly.

g She's in her bedroom.

h They're on her shelf.

## Writing

## 1 Read. Underline the ? and circle the .

- 1 Where's your bed? It's in my bedroom.
- 2 What's on your shelf? My books are on my shelf.
- 3 Do you like your bedroom? Yes, I do.

## 2 Write the capital letters and the ? or .

- 1 what's her name                      What's her name?
- 2 her name's Lola                      Her name's Lola.
- 3 what's on her shelf                      What's on her shelf?
- 4 are the shoes blue                      Are the shoes blue?

## About me!

student's answer

## 3 Circle the things in your bedroom. Write how many.

- bed  blanket  pillow  cupboard  shelf  rug
- book  car  doll  train  puzzle  teddy

## 4 Draw your bedroom. Write what there is in your bedroom.



There's a \_\_\_\_\_.

There's \_\_\_\_\_.

There are \_\_\_\_\_.

There \_\_\_\_\_.

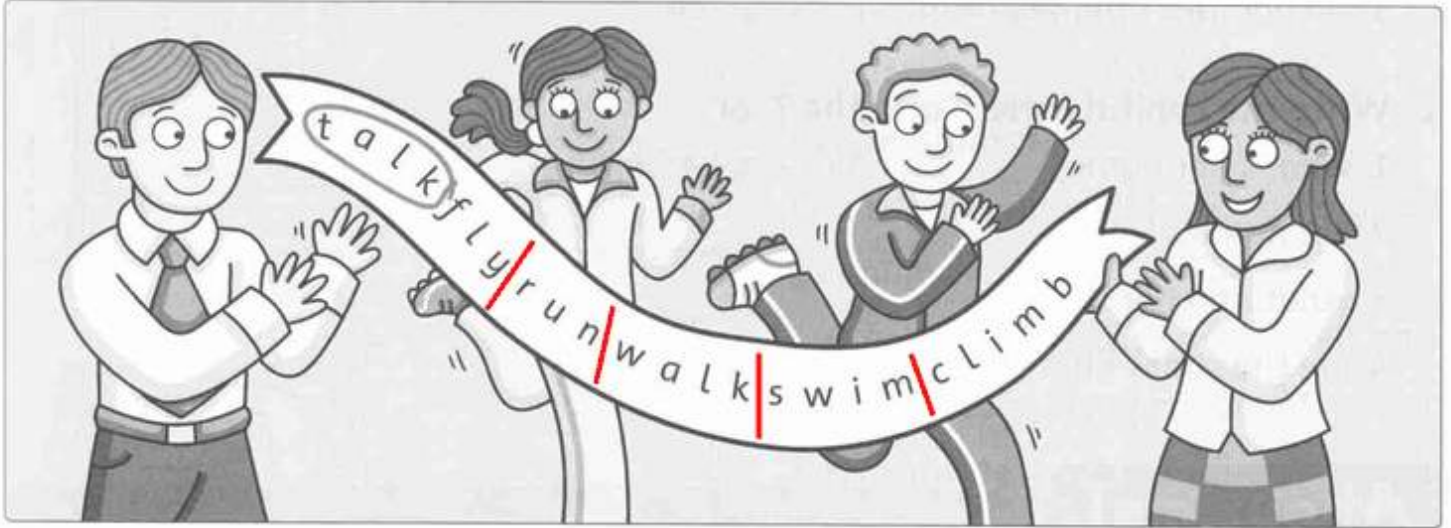
# 14

## Action Boy can run!

### Lesson One Words

#### 1 Find and circle the words.

walk run climb talk swim fly



#### 2 Look at the picture. Write.


1 fly 

2 climb 

3 walk 

4 run 

5 talk 

6 swim 

1 Look and write.

can can't



This boy can swim.



This boy can't swim.



This girl can run.



This girl can't run.



This cat can climb.



This dog can't climb.

2 Write.

No, she can't.    No, he can't.    Yes, it can.  
Yes, he can.    Yes, she can.    No, it can't.



Can he swim?  
No, he can't.



Can he swim?  
Yes, he can.



Can she run?  
Yes, she can.



Can she run?  
No, she can't.



Can it climb?  
Yes, it can.




Can it climb?  
No, it can't.

# Lesson Three Words

1 Write. sing draw write



He can sing.



She can draw.



He can write.

2 Look and write.

climb swim draw write walk run sing fly



1 s w i m

h

2 w a l k

3 w r i t e

4 c l i m b

a

5 s i n g

6 f l y

o

7 r u n

8 d r a w

o

?





1 Say and write the words.

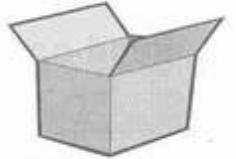
d



dog

og

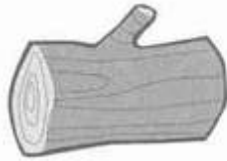
b



box


ox

l



log

f



fox

2 Write.



Look at the dog.

It's sitting on a log.

Look at the fox.

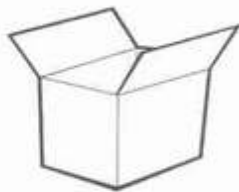
It's sitting in a box.



3 Write the word that rhymes.



fox



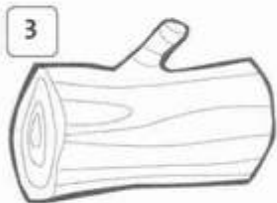
box




bin



tin



log



dog



big



fig

## Reading

## 1 Read and colour.



A flamingo is a very tall and beautiful bird.

It is pink and it has got yellow eyes.

It has got a long neck and long legs too.

Look at this flamingo. You can only see one leg. It has got two legs, but it can stand on one leg.

Flamingos like water.

They can swim and they can fly too.

The little baby birds are white.

## 2 Read again and write.

eyes    pink    long    white    bird    leg

- 1 A flamingo is a bird.
- 2 A flamingo is pink.
- 3 It has got yellow eyes.
- 4 A flamingo's legs are long.
- 5 Flamingos can stand on one leg.
- 6 A baby flamingo is white.

## Writing

1 Circle *n't* in these sentences.

1 A giraffe can't climb trees.

2 I can't swim.

3 This snake can't walk.

4 A dog can't fly.

## 2 Write the long form.

1 A giraffe can't swim. A giraffe cannot swim.2 A monkey can't fly. A monkey cannot fly.3 A snake can't run. A snake cannot run.4 A dog can't talk. A dog cannot talk.

## About me!

student's answer

## 3 Circle what you can do. Underline what you can't do.

run    walk    talk    sing    fly    climb    swim  
 play    draw    write    read

## 4 Draw and write about what you can and can't do.

I can \_\_\_\_\_.


I can \_\_\_\_\_.

I can't \_\_\_\_\_.

I can't \_\_\_\_\_.

## Lesson One Words

## 1 Number the picture.




- |   |            |
|---|------------|
| 1 | beach      |
| 2 | boat       |
| 3 | crabs      |
| 4 | shells     |
| 5 | sandcastle |
| 6 | the sea    |

## 2 Look at the picture again. Write.

- 1 We're at the beach.
- 2 There's a sandcastle on the beach.
- 3 There are two crabs.
- 4 We can swim in the sea.
- 5 There's a boat on the sea.
- 6 There are lots of shells on the beach.

1 Write.

find play swim go find make



1 Let's find crabs.

2 Let's make a sandcastle.

3 Let's swim in the sea.

4 Let's go in a boat.

5 Let's find shells.

6 Let's play ball.

2 Order the words.

1 boat. Let's go in a

Let's go in a boat.

2 ball. play Let's

Let's play ball.

3 a Let's sandcastle. make

Let's make a sandcastle.

4 Let's crabs. find

Let's find crabs.

5 swim the sea. Let's in

Let's swim in the sea.

6 shells. find Let's

Let's find shells.

## Lesson Three Words

### 1 Read and tick (✓) the correct sentence.



He's got sun cream.

He's got a drink.



She's got an ice cream.

She's got an ice lolly.




He's got a bat.

He's got a ball.

### 2 Find and circle the words. Then write.



crab



sandcastle



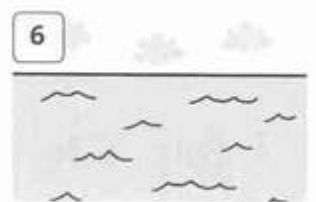
shell




icelolly



bat




sea



icelolly



suncream



boat



beach

1 Say and write the words.

j

ug



jug

m

um



mum

r



rug

s

1+4=5

sum

2 Write.



I'm on the rug,  
Rug, rug, rug.  
With juice in a jug,  
Jug, jug, jug.  
Here is my jug,  
Mum, mum, mum.  
She's got my sum,  
Sum, sum, sum.



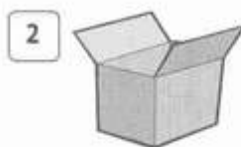
3 Write the word that rhymes.



mum

2+3=5


sum



box



fox



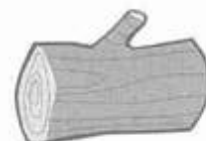
rug



jug



dog



log

## Reading

## 1 Read.

You can see lots of animals at the beach.

There are fish and there are birds.

There is another animal at the beach.


This animal has got a big shell. What is it? It is a crab!

Crabs live in the sea and on the beach.

Crabs are different colours. They can be white, black, red, orange or brown.

They have got ten legs. Two legs are big and eight legs are small.

They can swim and they can run, but they cannot fly.



## 2 Read again and write.

1 What animals are at the beach?

There are fish. There are \_\_\_\_\_.

2 What animal has got a shell?

A crab.

3 How many legs has a crab got?

Ten.

4 How many legs are big?

Two.

5 How many legs are small?

Eight.

6 Can crabs run?

Yes, they can.



## Writing

## 1 Read. Underline the verbs.

1 Let's climb.2 Let's sing a song.3 Let's run.4 Let's play ball.


## 2 Write.

run

~~sing~~

climb

play

Let's sing a song.Let's climb.Let's play ball.Let's run.

## About me!

student's answer

## 3 Circle what you can see at the beach.

sandcastle bath bed shells birds downstairs crabs  
 ball bat kite sofa sun cream frisbee boat

## 4 Draw and write about you at the beach.

I am at the beach.

There is a \_\_\_\_\_.

There \_\_\_\_\_.

There are \_\_\_\_\_.

There \_\_\_\_\_.

I've got a \_\_\_\_\_.

I've \_\_\_\_\_.

## Review 5

### 1 Look at the picture. Count and write.

There is      There are



- 1 There is 1 bat.                      2 There is one ice lolly.
- 3 There are three crabs.              4 There is one boat.
- 5 There are two sandcastles.        6 There are four shells.

### 2 Write.

nineteen      sixteen      twelve      thirteen

- 16 sixteen      12 twelve      19 nineteen      13 thirteen

### 3 Write the words in the correct box.

bed      sun cream      fourteen      write      boat      fifteen  
blanket      shelf      draw      seventeen      ice lolly      talk

bedroom

bed

blanket

shelf

beach

sun cream

boat

ice lolly

numbers

seventeen

fourteen

fifteen

verbs

talk

draw

write

4 Order the words.

1 go the Let's to beach!

Let's go to the beach!

2 good idea. That's a

That's a good idea.

3 you swim? Can

Can you swim?

4 can. I Yes,

Yes, I can.

5 swim in Let's the sea

Let's swim in the sea

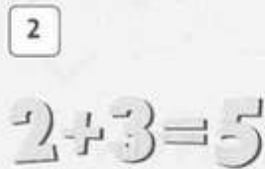


5 Write.

a e i o u



p e n



s u m



f o x




c a t




m a n



b i n



l o g



b o x

6 Write about you. student's answer

1 What's your name?

My name's \_\_\_\_\_

2 How old are you?

\_\_\_\_\_

3 What colour is your hair?

\_\_\_\_\_

4 What colour are your eyes?

\_\_\_\_\_

5 What animals do you like?

\_\_\_\_\_

6 What food do you like?

\_\_\_\_\_

## Picture dictionary

Read and colour.

### Starter Hello!

1

one

2

two

3

three

4

four

5

five



red



yellow

6

six

7

seven

8

eight

9

nine

10

ten



pink



green



orange



blue



purple

### JUNE

Sunday	1	8	15	22	29
Monday	2	9	16	23	30
Tuesday	3	10	17	24	
Wednesday	4	11	18	25	
Thursday	5	12	19	26	
Friday	6	13	20	27	
Saturday	7	14	21	28	

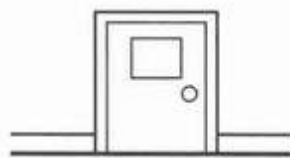
### 1 School things



bag



book



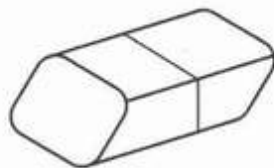
door



pen



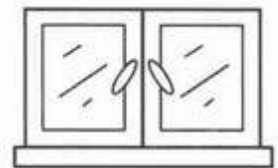
pencil



rubber

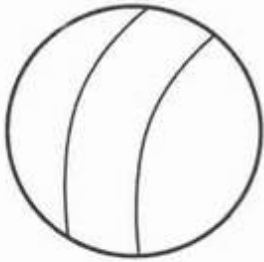


ruler



window

2 Toys



ball



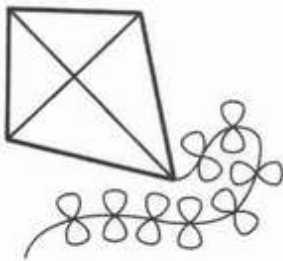
bike



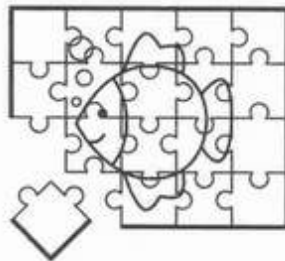
car



doll




kite



puzzle




teddy



train

3 My body



4 Jobs



doctor



farmer



fireman



housewife



pilot



policeman

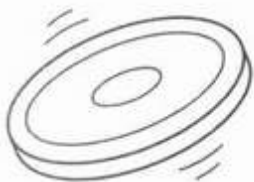


pupil



teacher

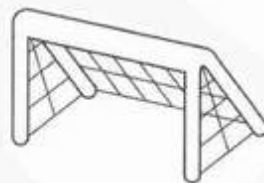
5 The park



frisbee



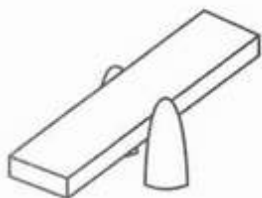
ice cream



net



pool



seesaw



slide



swing



tree

**6 My family**



mum



dad



sister




brother



grandma



grandpa



aunt



uncle



cousin

**7 My clothes**



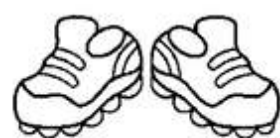
coat



dress



hat



shoes



shorts



socks



trousers



T-shirt

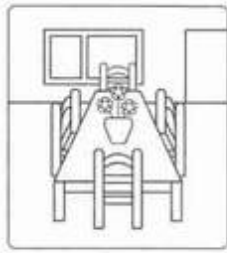
8 My house



bathroom



bedroom



dining room



living room



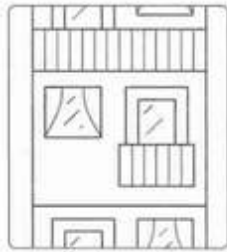
kitchen



garden



house



flat



downstairs



upstairs

9 My lunch box



apple




banana



biscuit



drinks



grapes




lunch box



pear




sandwich




tomato



10 My friends and shapes




blond    brown    curly    long    short    straight




circle    rectangle    square    triangle

11 The zoo



elephant    giraffe    monkey    parrot    snake



tiger    big    little    tall

## Picture dictionary

### 12 Food and drinks



bread



carrots



fish



meat



rice



yogurt



juice

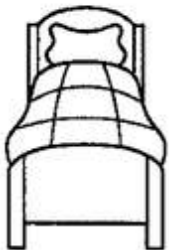


milk

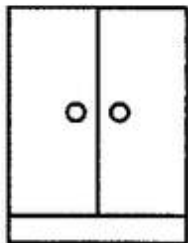


water

### 13 My bedroom and numbers 11–20




bed



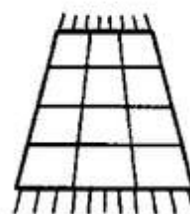
cupboard



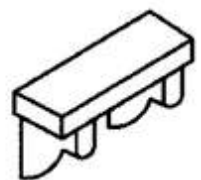
pillow



blanket



rug



shelf

11

eleven

12

twelve

13

thirteen

14

fourteen

15

fifteen

16

sixteen

17

seventeen

18

eighteen

19

nineteen

20

twenty

14 Verbs



climb



draw



fly



run



sing



swim



talk



walk



write

15 The beach



bat



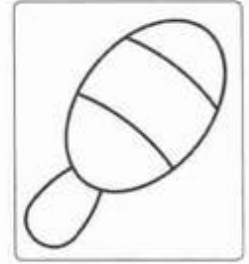
beach




boat



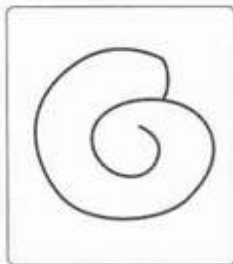
crab




ice lolly



sandcastle



shell



sun cream



the sea

## Handwriting

1 Trace and copy.

A A A a a a

B B B b b b

C C C c c c

D D D d d d

E E E e e e

F F F f f f

G G G g g g

H H H h h h

I I I i i i

J J J j j j

K K K k k k

L L L l l l

M M M m m m

N N N n n n

O O O o o o

P P P p p p

# Handwriting

Q Q Q . . . q q q . . .

R R R . . . r r r . . .

S S S . . . s s s . . .

T T T . . . t t t . . .

U U U . . . u u u . . .

V V V . . . v v v . . .

W W W . . . w w w . . .

X X X . . . x x x . . .

Y Y Y y y y

Z Z Z z z z

1 1 1 2 2 2

3 3 3 4 4 4

5 5 5 6 6 6

7 7 7 8 8 8

9 9 9 10 10 10