

تم تحميل الملف
من موقع **حلول**



hulul.online

حلول الكتب - اختبارات الكترونية . مراجعات وتدريبات
والمزيد من الملفات التعليمية للمناهج السعودية

المملكة العربية السعودية
Kingdom of Saudi Arabia

رؤية
2030
المملكة العربية السعودية
KINGDOM OF SAUDI ARABIA



وزارة التعليم
Ministry of Education

English Language
Elementary Stage
Fourth Elementary Grade
First Semester

اللغة الإنجليزية
المرحلة الابتدائية
الصف الرابع الابتدائي
الفصل الدراسي الأول

WE CAN!

KSA Edition

1

كتاب الطالب و التمارين

STUDENT'S BOOK
AND
WORKBOOK



Mc
Graw
Hill
Education

طبعة ١٤٤٠ / ١٤٤١ هـ
2019/2020 Edition

WE CAN!

الفصل الرابع الابتدائي

الفصل الدراسي الأول

Mc
Graw
Hill
Education

© Ministry of Education, 2017
King Fahd National Library Cataloging-in-Publication Data

Brewster, Simon

WE CAN 1 : اللغة الإنجليزية - المرحلة :
Simon / الابتدائية - الصف الرابع الابتدائي - كتاب الطالب والتمارين

Brewster,- Riyadh, 2017

..p; ..cm

ISBN: 978-1-5268-1947-5

1-English language-Curricula I-Title
428.241 dc 1438/5492

L.D.no.1438/5492

ISBN: 978-1-5268-1947-5

مواد إلكترونية وداعمة على "منصة عين"



IEN.EDU.SA

تواصل بمقترحاتك لتطوير الكتاب المدرسي



FB.T4EDU.COM

STUDENT'S BOOK
1

WE CAN!

حلول
الجلول اون لاين
hulul.online

Mc
Graw
Hill
Education

We Can! Student's Book 1

Published by McGraw-Hill Education, 2 Penn Plaza, New York, NY 10121. Copyright © 2017 by McGraw-Hill Education. All rights reserved. No part of this publication may be reproduced or distributed in any form or by any means, or stored in a database or retrieval system, without the prior written consent of McGraw-Hill Education, including, but not limited to, in any network or other electronic storage or transmission, or broadcast for distance learning.

ISBN: 978-1-5268-1947-5

Series consultant: Mayumi Tabuchi

Project manager: Judy MacDonald

Development editor: Steve Longworth

Editor: Anne Tseng

Production manager: Alfonso Reyes

Designer: Kate Vandestadt, Vandestadt Design

Design supervision: Peter Shaw

Exclusive rights by McGraw-Hill Education for manufacture and export. This book cannot be re-exported from the country to which it is sold by McGraw-Hill Education. This Regional Edition is not available outside Europe, the Middle East and Africa.

Photo Credits

p19 George Doyle/Getty, YAY Media AS/Alamy, George Doyle/Getty, p26 Danny Smythe/Alamy, Life on white/Alamy, Life on white/Alamy, Siede Preis/Getty, Andrew Sproule/Alamy, p30 Eureka/Alamy, p34 Kris Bailey/Alamy, Yuri Kevhiev/Alamy, Jakub Krechowicz/Alamy, Eye Candy Images/Alamy, dny3d/Alamy.

حلول
الجلول اون لاين
hulul.online



www.mheducation.com

Contents

Student's Book	
Introduction	2
Unit 1 My Friends	4
Unit 2 My Body	12
Unit 3 My Family	20
Unit 4 How Old Are You?	28
Unit 5 What's This? What's That?	36
Phonics Practice	44
Wordlist	51
Picture Dictionary	52
Audio Track Lists	56
Grade 4 Objectives	58
Workbook	59





Introduction

1 Listen and point.



2. Put your bags away.



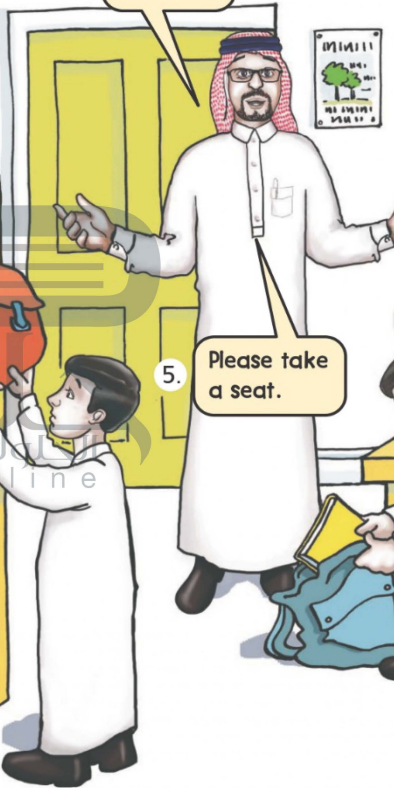
3. Take out your pencils.



4. Take out your books.



1. Welcome!



5. Please take a seat.



6. Please open the window.



7. Okay.

8.

Thank you.


9. You're welcome.



Unit 1 My Friends


Talk Time

1 Listen and do.



2 Practice the talks in pairs.

3 Practice with actions.



Fun Time!


Grammar Toolbox
My name's = My name is

4 Greeting Game

Quickly greet five people.

CD 1 04

Hello.
What's your name?



I Can ...

- say "Hello", "What's your name?", and "My name's ...".
- say "Hello" when I come to class.



GOAL 01



GOAL 02

Rhythms and Sounds

1 Listen and chant.

Hello Chant



Hello, hello, hello.
How are you?



I'm **fine**. I'm **fine**.
I'm **fine**, thank you. And **you**?

2 Listen and pronounce.



1. I'm 2. fine 3. thank you

الجيلول دراوتن لايت
hulul.online

3 Listen and chant.

Good-bye Chant



Good-**bye**, good-**bye**.
Oh, **see you again**.



Good-**bye**, good-**bye**.
Good-**bye** to you.



Fun Time!

Grammar Toolbox

I'm = I am

4

Greeting Relay

Pass the greeting down the line.



I Can ...

- chant the *Hello Chant* or the *Good-bye Chant*.
- ask "How are you?" when I come to class.






Words

1 Chant and point.

What's this color?



2 Listen and chant.



Rainbow Chant



Red and yellow and pink and blue,

Purple and orange and green.

I can see a rainbow,

See a rainbow,

See a rainbow now.



Grammar Toolbox


what's = what is

Fun Time!

3 Color Race

Listen and touch as fast as you can!

Touch something ... yellow.



I Can ...

- say the names of five colors.
- find three colors in the classroom.



GOAL 05



GOAL 06



Phonics

1 Chant and point.



Alphabet Chant

A B C D E F G

H I J K L M N

O P Q

R S T



U V W X Y Z

2 Color the letters.

Fun Time!

3 Make a name card.

Write your name, draw some pictures, and show your card.



I Can ...

- chant the *Alphabet Chant*.
- make my name card.



Advice Time

Help your friends.



Unit 2 My Body

Talk Time

1 Listen, shout, and do.



2 Practice and do in pairs.





Fun Time!

3 Do It Quickly!

Listen and try to keep up.



I Can ...

- listen to the teacher and do the body actions.
- say “Close your eyes.” or “Open your eyes.” to a partner.





Rhythms and Sounds

1 Chant and point.



Head, Shoulders, Knees, and Toes

Head, shoulders, knees, and toes.

Knees and toes.

Head, shoulders, knees, and toes.

Knees and toes.

Eyes and ears and mouth and nose.

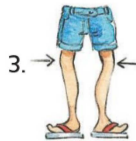
Knees and toes.

Head, shoulders, knees, and toes.

Knees and toes.



2 Listen, point, and pronounce.





Fun Time!

3

The Teacher Says

Touch what your teacher says.




Grammar Toolbox

One
head
mouth
nose

More than One
shoulders
eyes
ears

The teacher says,
"Touch your nose!"



I Can ...

- chant the *Head, Shoulders, Knees, and Toes* chant.
- tell a friend to touch two body parts.



GOAL 11



GOAL 12

Advice Time

Wash your hands.





Words

1 Listen and point.




1.

Please stand up.



2.

Please come to the front.



3.

Please make a line.



4.

Please make a circle.



5.

Please go back to your seat.



6.

Please sit down.



2 Listen again, say, and do.



Fun Time!

3

Be the Teacher

Give instructions to your partner.



I Can ...

- do three classroom actions.
- give two classroom instructions to a friend.



GOAL 13



GOAL 14

Now go to page 46

17

Unit 2



Phonics

1

Chant and point at the big letters.



Alphabet Chant

Aa Bb Cc Dd Ee

Ff Gg Hh Ii Jj

Kk Ll Mm Nn Oo

Pp Qq Rr

Ss Tt Uu Vv

Ww Xx Yy Zz

2

Chant again and point at the small letters.

Fun Time!

3 Short, Tall, and Tail Letters

Listen and do.

Short letters

a c e i m n o

r s u v w x z

Tall letters

b d f h k l t

Tail letters

g j p q y



I Can ...

- point to and say all the small letters from a to z.
- point to and say the alphabet from z to a.



GOAL 15



GOAL 16



Unit 3 My Family

Talk Time

1 Listen and say.



This is my brother, Jack.

Nice to meet you.



Nice to meet you, too.

2 Practice the talk in threes.

3 Act out the talk in threes.

This is my sister,

Nice to meet you.

Nice to meet you, too.






Fun Time!

4 Let's Shake Hands

Make threes. Introduce each other.



CD1 24



I Can ...

- act out one of the talks about introducing my brother or sister.
- introduce one friend to another friend.



Now go to page 48

21

Unit 3



Rhythms and Sounds

1 Chant and do.



Five Little Monkeys



Five little monkeys jumping on the bed.



One fell off and bumped his head. Ouch!



Mom called the doctor and the doctor said,



No more monkeys jumping on the bed!

2 Chant and change the names.



Mom



Dad



Grandma



Grandpa



Fun Time!

3 Five Little Monkeys Game

Act out the chant.



I Can ..

- shout “No more monkeys jumping on the bed!”
- do the hand actions for the *Five Little Monkeys* chant.



Advice Time

Obey your parents.





Words

1 Listen, point, and say.



1. Grandpa



2. Grandma



3. Dad



4. Mom



5. brother



6. brother



7. sister

2 Draw a family.






Fun Time!

3 Five Finger Game

Put down your fingers one by one.
Don't move them!



I Can ...

- play the Five Finger Game.
- show a family drawing and say who they are.





Phonics

1 Listen and say.



APPLE



BEAR



COW



DUCK



EGG

2 Trace and copy.



A A A A A
الجلولة اون لاين
hulula.online

B B B B B

C C C C C

D D D D D

E E E E E

3 Listen and write.

A B C D E



CD1 31

1. ___ PPLE



2. ___ EAR



3. ___ OW



4. ___ UCK



5. ___ GG



Fun Time!

4 Guess the Letter

Write in the air and ask your partner.



CD1 32

What's this letter?



It's an E!
It's a C!

I Can ...

- make the sound of the letters A, B, C, D, and E.
- write the letters A to E in the air.



GOAL 23



GOAL 24



Unit 4 How Old Are You?

Talk Time

1 Listen and say.



2 Practice the talks in pairs.



3 Act out the talks in pairs.

Fun Time!

Grammar Toolbox

it's = it is

4 How Old Are You?

Quickly ask three people.

How old are you?

I'm ten years old.



CD1 34

I Can ...

- say my age.
- ask someone "How old are you?" and get the answer.





Rhythms and Sounds

1 Listen and chant.



Ten Little Camels

One little, two little, three little camels.

Four little, five little, six little camels.

Seven little, eight little, nine little camels.

Ten little camels here.



2 Listen and say.



1, 1, 1

6, 6, 6

2, 2, 2

7, 7, 7

3, 3, 3

8, 8, 8

4, 4, 4

9, 9, 9

5, 5, 5

10, 10, 10



Fun Time!

3

Clap and Guess the Number

How many times did your teacher clap?



I Can ...

- chant the *Ten Little Camels* chant.
- play the Clap and Guess the Number Game.





Words

1 Listen and point.



CD1 38



1. square



2. triangle



3. rectangle



4. circle



5. diamond



6. star



CD1 39

2 Listen and color.


3 Point at two shapes in the classroom.



Fun Time!

4 Finger Shapes

Say the name of the shape your partner makes.



I Can ...

- say the names of three shapes.
- find three shapes outside of home.



GOAL 29



GOAL 30

Advice Time

Do your homework.





Phonics

1 Listen and say.




FISH



GOAT



HAT



INK



JET

2 Trace and copy.

F F ف ف الف الفول
hulul.online

G G G G G

H H H H H

I I I I I

J J J J J

3 Listen and write.

F G H I J



1. ___ ISH 

2. ___ OAT 

3. ___ AT 

4. ___ NK 

5. ___ ET 

Fun Time!

4 Big Air Writing

Listen and write in the air!



I Can ...

- make the sounds of the letters F, G, H, I, and J.
- write the letters A to J at home.



GOAL 31




GOAL 32

Unit 5 What's This? What's That?

Talk Time

1 Listen and say.



The answer:

S1: what is this?

S2: This is a pencil

s1: what is this?

S2: This is a pen

s1: what is this?

S2: This is a notebook

s1: what is this?

S2: this is a book

2 Practice the talks in pairs.

3 Act out the talks in pairs.

FunTime!

4 This is ... That's a/an
Trace. Then point and say.



1

2

3



5 Now point to things in your many people as you can.

I Can ...

- ask someone "What's this?" and get the answer.
- point and say "This is an apple" and "That's a book."

GOAL 34

Grammar Toolbox



This is **an** apple.



That's **a** book.

The answer 4/5:

S1: what is this?

S2: this is a book

s1: what is that?

S2: that is an apple

s1: what is this?

S2: this is a pen

s1: what is that?

S2: that is a pencil

s1: what is this?

S2: this is an eraser

s1: what is that?

S2: that is an orange



Rhythms and Sounds

1

Listen and chant.



CD1 46

How old are they?

How old are you?

How old are you?

I am ten, I am ten.

How old is Abdullah?

How old is Abdullah?

He is ten. He is ten.

How old is she? How old is she?

Who is she? Who is she?

How old is Amina?

How old is Amina?

She is ten. She is ten.

How old are you?

How old are you?

We are ten. We are ten.

We are, they are.

We are, they are.

2

Change the names and chant.



CD1 47

38

The answer 2:

How old are you?

How old are you?

I am ten , I am ten

how old is talal?

How old is talal?

He is ten , he is ten

how old is she?

How old is she?

Who is she?

Who is she?

How old is mirah?

How old is mirah?

She is ten, she is ten

how old are you ?

how old are you?

We are ten, we are

ten

we are , they are

we are , they are

we are all ten

The answer 4/5 :

Teacher: how old are you?

S1:We are ten.

Teacher: how old is nura?

S2:She is nine.

Teacher: how old rana and amina?

S3:They are ten.

Teacher: how old is joe?

S4:He is nine.

Teacher: how old is sabah?

S5:She is eight.



Fun Time!

How old are you?

3

Ask and answer.
Guess and circle the age.



8

9

10



We're ten.

8

9

10

Noura



8

9

10

Rana and Amina



8

9

10

Joe



8

9

10

Pete



8

9

10

Sabah



4

Listen and check.



I Can ...

- ask "How old is he/ she?" and get the answer.
- ask "How old are we/ you/ they?" and get the answer.



Words

1 Chant and point.



What color is it? What color is it?

Is it purple? Is it pink?

Is it red? Is it green?

It's not purple. It's not pink.

It's not red. It's not green.

It's black and white.

It's a cow. Is that right?



Yes, it is. You're right!

What color are they? What color are they?

Are they yellow? Are they blue?


Are they orange? Are they white?

They're yellow and orange

and blue and white...

They're parrots! Am I right?

Yes, you are. You're right!



The answer 2/3 :

What color is it? what color is it?

Is it orange? Is it white?

Is it black? Is it pink?

it is not orange , it is not white

it is not black , it is not pink

it is brown.

It is a bear? Is that right?

Yes it is , you are right.

What color are they? What color are they?

Are they red? Are they green?

Are they yellow? Are they brown?

They are pink ,green , yellow , blue , and white.

They are pens , am I right?

Yes , you are,you are right.

Fun Time!

2 Change the words and chant.



What color is it? What color is it?



Is it orange? Is it white?



Is it black? Is it pink?



...



What color are they? What color are they?

Are they red? Are they green?

Are they yellow? Are they brown?



...



3 Ask and answer. Guess.

I Can ...

- ask "What color is it?", "Is it red?" and get the answer.
- ask "What color are they?", "Are they black?" and get the answer.



GOAL 37



GOAL 38



Phonics

1 Listen and say.



1 **f** ISH



2 **i** NK



3 **c** OW



4 **h** AT



5 **g** OAT



6 **a** PPLE




7 **j** ET



8 **b** EAR



9 **d** UCK



10 **e** GG



Advice Time

Keep your school things tidy.



Fun Time!

2 Find and count the letters.

A = 4 B = 5 C = 5 D = 5 E = 4
 F = 4 G = 6 H = 4 I = 4 J = 2



I Can ...

- make the sounds of the letters A, B, C, D, E, F, G, H, I, J.
- write the letters A to J.



GOAL 39



GOAL 40

Alphabet Jingle

- CD2 42 ① Listen and say.
CD2 43 ② Point and say.
CD2 44 ③ Say the key words.

apple



A a

bear



B b

goat



G g

hat



H h

ink



I i

jet



J j

octopus



O o

pen



P p

quilt



Q q

rabbit



R r

wolf



W w

fox



X x

yard



Y y

zebra



Z z

cow



C c

duck



D d

egg



E e

fish



F f

kiwi



K k

lion



L l

monkey



M m

nest



N n

sun



S s

tiger



T t

umbrella



U u

vase



V v



Activity 1: Listen and touch the words. Use all ten fingers!



Activity 2: Cover five words. Listen and play Word-finder.



Letters: Tracing and Writing

1 Trace and write.



a

a pple

A

A PPLE



b

b ear

B

B EAR



c

c ow

C

C OW



d

d uck

D

D UCK



e

e gg

E

E GG

2 Trace and write.



f

fish

F

FISH



g

goat

G

GOAT



h

hat

H

HAT



i

ink

I

INK



j

jet

J

JET

3 Trace and write.




k

kiwi



K

KIWI



l

lion



L

LION



m

monkey



M

MONKEY



n

nest



N

NEST



o

octopus



O

OCTOPUS

④ Trace and write.



p

P en

P

P EN



q

q uilt

Q

Q UILT



r

r abbit

R

R ABBIT



s

s un

S

S UN



t

t iger

T

T IGER

5 Trace and write.



u

u mbrella

U

U MBRELLA



v

v ase

V

V ASE



w

w olf

W

W OLF



x

fo x

X

FO X



y

y ard

Y

Y ARD



z

z ebra

Z

Z EBRA

Word List

again (p6)	Grandma (p24)	purple (p8)
apple (p26)	Grandpa (p24)	Put your bags away. (p2)
bag (p2)	green (p8)	rainbow (p8)
bear (p26)	hands (p12)	Raise your hands. (p12)
bed (p22)	hat (p34)	rectangle (p32)
black (p8)	head (p14)	red (p8)
blue (p8)	Hello. (p4)	See you again. (p6)
book (p2)	Hi. (p4)	seven (p30)
brother (p24)	How old are you? (p28)	shape (p32)
brown (p8)	I know! (p31)	shoulders (p14)
camels (p30)	ink (p34)	sister (p20)
circle (p32)	jet (p34)	Sit down. (p16)
Clap (p12)	jumping (p22)	six (p30)
Close (p12)	knees (p14)	square (p32)
color (p8)	letter (p27)	Stand up. (p16)
Come to the front. (p16)	lion (p79)	star (p32)
cow (p26)	little (p22)	Take out your books. (p2)
Dad (p24)	Make a circle. (p16)	Take out your pencils. (p2)
diamond (p32)	Make a line. (p16)	ten (p28)
the doctor (p22)	Mom (p24)	Thank you. (p3)
duck (p26)	monkeys (p22)	That's right. (p33)
ears (p14)	mouth (p14)	This is my brother. (p20)
egg (p26)	my name (p4)	three (p30)
eight (p30)	Nice to meet you. (p20)	toes (p14)
elephants (p58)	nine (p28)	triangle (p32)
eraser (p37)	nose (p14)	two (p32)
eyes (p12)	notebook (p36)	Welcome! (p2)
family (p24)	Okay! (p12)	white (p8)
fine (p6)	one (p22)	window (p3)
finger (p25)	orange (p37)	yellow (p8)
fish (p34)	Open (p12)	You're right (p40)
five (p30)	parrots (p40)	
four (p30)	pen (p37)	
friend (p21)	pencil (p2)	
Go back to your seat. (p16)	pink (p8)	
goat (p34)	Please open the window. (p3)	
Good-bye (p6)	Please take a seat. (p2)	

Picture Dictionary

رابطة التعليم الإلكتروني



www.ien.edu.sa



apple p26



bear p26



bed p22



black p8



blue p8




brother p24



brown p8



camels p30



circle p32




clap p12




cow p26




Dad p24



diamond p32



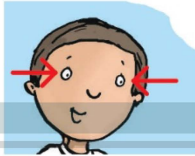
duck p26



ears p14



egg p26



eyes p14



finger p25



fish p34



goat p34



Grandma p24



Grandpa p24



green p8



hand p12



hat p34



head p14



ink p34



jet p34



knees p14



Mom p24



monkey p22




mouth p14



nose p14



orange p8



pencil p2



pink p8



purple p8




rainbow p8



rectangle p32



red p8



shoulder p14



sister p20




square p32



star p32



toes p14



triangle p32



white p8



yellow p8

CD 1 Audio Track List

Track	Unit	Student Book Section
2	Intro	Exercise 1. Listen and point
3	1	Exercise 1. Listen and do
4	1	Exercise 4. Greeting Game
5	1	Exercise 1. Listen and chant
6	1	Exercise 2. Listen and pronounce
7	1	Exercise 3. Listen and chant
8	1	Exercise 4. Greeting Relay
9	1	Exercise 1. Chant and point
10	1	Exercise 2. Listen and chant
11	1	Exercise 3. Color Race
12	1	Exercise 1. Chant and point
13	1	Exercise 3. Make a name card
14	2	Exercise 1. Listen, shout, and do
15	2	Exercise 3. Do It Quickly!
16	2	Exercise 1. Chant and point
17	2	Exercise 2. Listen, point, and pronounce
18	2	Exercise 3. The Teacher Says
19	2	Exercise 1. Listen and point
20	2	Exercise 3. Be the Teacher
21	2	Exercise 1. Chant and point at the big letters
22	2	Exercise 3. Short, Tall, and Tail Letters
23	3	Exercise 1. Listen and say
24	3	Exercise 4. Let's Shake Hands
25	3	Exercise 1. Chant and do
26	3	Exercise 2. Chant and change the names

Track	Unit	Student Book Section
27	3	Exercise 3. Five Little Monkeys Game
28	3	Exercise 1. Listen, point, and say
29	3	Exercise 3. Five Finger Game
30	3	Exercise 1. Listen and say
31	3	Exercise 3. Listen and write
32	3	Exercise 4. Guess the Letter
33	4	Exercise 1. Listen and say
34	4	Exercise 4. How Old Are You?
35	4	Exercise 1. Listen and chant
36	4	Exercise 2. Listen and say
37	4	Exercise 3. Clap and Guess the Number
38	4	Exercise 1. Listen and point
39	4	Exercise 2. Listen and color
40	4	Exercise 4. Finger Shapes
41	4	Exercise 1. Listen and say
42	4	Exercise 3. Listen and write
43	4	Exercise 4. Big Air Writing
44	5	Exercise 1 Listen and say
45	5	Exercise 4 Point and say
46	5	Exercise 1 Listen and chant
47	5	Exercise 2 Change the names and chant
48	5	Exercise 3 Ask and answer
49	5	Exercise 4 Listen and check
50	5	Exercise 1 Chant and point
51	5	Exercise 2 Change the words and chant
52	5	Exercise 1 Listen and say

CD 2 Audio Track List

Track	Unit	Workbook Section
2	1	Exercise 1. Listen and practice
3	1	Exercise 1. Listen and practice
4	1	Exercise 1. Listen and chant
5	1	Exercise 1. Listen and practice
6	1	Exercise 1. Listen, point, and practice
7	1	Exercise 1. Listen, point, and practice
8	1	Exercise 1. Listen and chant
9	1	Exercise 1. Listen and practice
10	2	Exercise 1. Listen, practice, and do
11	2	Exercise 1. Listen and practice
12	2	Exercise 1. Listen and chant
13	2	Exercise 1. Listen and practice
14	2	Exercise 1. Listen and practice
15	2	Exercise 1. Listen and practice
16	2	Exercise 1. Listen, point, and practice
17	2	Exercise 1. Listen, point, and practice
18	3	Exercise 1. Listen and practice
19	3	Exercise 1. Listen and practice
20	3	Exercise 1. Listen and practice
21	3	Exercise 1. Listen, chant, and do
22	3	Exercise 1. Listen and play
23	3	Exercise 1. Listen and practice
24	3	Exercise 1. Listen, point, and practice
25	3	Exercise 1. Listen and write

Track	Unit	Workbook Section
26	4	Exercise 1. Listen and practice
27	4	Exercise 1. Listen and practice
28	4	Exercise 1. Listen and chant
29	4	Exercise 1. Listen and practice
30	4	Exercise 1. Listen, point, and practice
31	4	Exercise 1. Listen and practice
32	4	Exercise 1. Listen, point, and practice
33	4	Exercise 1. Listen, point, and practice
34	5	Exercise 1 Listen and practice
35	5	Exercise 1 Listen and practice
36	5	Exercise 1 Listen and chant
37	5	Exercise 1 Listen and practice
38	5	Exercise 1 Listen and chant
39	5	Exercise 1 Listen and chant
40	5	Exercise 1 Listen and practice
41	5	Exercise 1 Listen and practice
42	Phonics Practice	Exercise 1 Listen and say
43	Phonics Practice	Exercise 2 Point and say
44	Phonics Practice	Exercise 3 Say the key words
45	Phonics Practice	Exercise 1 Listen and touch the words
46	Phonics Practice	Exercise 2 Cover five words

		ade four students				
Listening and Speaking		Recognize and produce the sounds of the English alphabet.				
		Recognize short and only some long vowels: {long /a/ as in "cake", long /e/ as "sea", long /o/ as in "nose", and long /i/ as "kite".}				
		Recognize and differentiate between some English letters (b & p)				
		Recognize and produce only some English digraphs such as, (th, sh, ch).				
		Recognize and match sounds to letters.				
		Participate verbally and non verbally in short simple activities: greeting, giving and receiving commands and instructions.				
		Recognize intonation patterns of statements and questions.				
		Ask and respond to simple assigned sentences in present tense form with the verb (like) using first and second person singular and in affirmative, negative and interrogative statements and (Yes/No questions).				
		Respond to basic questions about personal information using verb to be (am, is, are),(have got) and wh. questions (what, where, who, how).				
		Use the definite and indefinite articles (a, an) using (this and that).				
		Recognize and apply regular plural formation using (these and those).				
		Recognize and apply subjective pronouns correctly (I, You, He, She, It, We, He, She, They).				
	Reading		Recognize prepositions of place (in, on)			
		Describe and talk about feelings (happy, sad, angry, surprised, excited, etc.) using simple and short sentences (I am happy, She is sad, etc.).				
		Identify and talk about classroom objects which are assigned in the book.				
		Identify and talk about family members (father, mother, brother, sister, etc.) using two possessive adjectives: (my, your)				
		Identify and talk about food, animals, clothes				
		Talk about likes and dislikes				
		Be willing to listen to short digital and recorded materials.				
		Utter simple words and numbers (cardinal numbers 1-10)				
		Read and count numbers in tens (10)				
		Read aloud simple words and sentences.				
Writing		Read and match words to photos/drawings.				
		Read and comprehend simple short sentences.				
		Spell some simple sight words correctly.				
		Be willing to read simple short illustrated stories.				
		Recognize and apply the directionality in writing English (e.g. left/right, up/down).				
		Use lined paper correctly with headline, midline, and baseline.				
		Copy words, numbers and simple short sentences.				
	Write upper/lower case letters correctly.					
	Use appropriate spacing between words and					
	Write guided short answers to written questions.					
	Do controlled writing such as supplying missing letters and words.					
	Recognize and apply the punctuation and capitalization assigned for this grade: (capitalizing the beginning of names, sentences, questions and stop and question mark).					