

تم تحميل الملف
من موقع **حلول**



hulul.online

حلول الكتب - اختبارات الكترونية · مراجعات وتدريبات
والمزيد من الملفات التعليمية للمناهج السعودية

English Language
Elementary Stage
Sixth Elementary Grade
First Semester

اللغة الإنجليزية
المرحلة الابتدائية
الصف السادس الابتدائي
الفصل الدراسي الأول

WE CAN!

KSA Edition

5

كتاب الطالب و التمارين

**STUDENT'S BOOK
AND
WORKBOOK**



© Ministry of Education, 2017
King Fahd National Library Cataloging-in-Publication Data

Brewater, Simon

WE CAN 5 : اللغة الانجليزية - المرحلة :

Simon / الابتدائية - الصف السادس الابتدائي - كتاب الطالب والتمارين

Brewater,- Riyadh, 2017

..p; ..cm

ISBN: 978-1-5268-1951-2

1-English language-Curricula I-Title

428.241 dc 1438/5492

L.D.no.1438/5492

ISBN: 978-1-5268-1951-2

مواد إلكترونية وداعمة على "منصة عين"



IE.N.EDU.SA

تواصل بمقترحاتك لتطوير الكتاب المدرسي



FB.T4EDU.COM

STUDENT'S BOOK

5

WE CAN!

حلول
الجلول اون لاين
hulul.online

Mc
Graw
Hill
Education

We Can! Student's Book 5

Published by McGraw-Hill Education, 2 Penn Plaza, New York, NY 10121. Copyright © 2017 by McGraw-Hill Education. All rights reserved. No part of this publication may be reproduced or distributed in any form or by any means, or stored in a database or retrieval system, without the prior written consent of McGraw-Hill Education, including, but not limited to, in any network or other electronic storage or transmission, or broadcast for distance learning.

ISBN: 978-1-5268-1951-2

Series consultant: Mayumi Tabuchi

Project manager: Judy MacDonald

Development editor: Steve Longworth

Editor: Anne Tseng

Production manager: Alfonso Reyes

Designers: Peter Shaw and Kate Vandestad

Exclusive rights by McGraw-Hill Education for manufacture and export. This book cannot be re-exported from the country to which it is sold by McGraw-Hill Education. This Regional Edition is not available outside Europe, the Middle East and Africa.

Photo Credits


SB: p6 Carlos Alvarez/Getty, Tetra Images/Alamy; **p10** Gerard Soury/Getty, FLPA/Alamy, Reinhard Dirscherl/Alamy, Steve Bloom Images/Alamy, Anthony Pierce/Alamy, imagebroker/Alamy; **p11** Ippeli Nāoi/Alamy; **p13** Fabrice Bettex/Alamy, Rafael Ben-Ari/Alamy, P Tomlins/Alamy, Jeff Rotman/Alamy, WaterFrame/Alamy, Carlos Villoch/Alamy; **p15** SuperStock/Alamy, SuperStock/Alamy, Juniors Bildarchiv GmbH/Alamy, Purestock/Alamy; **p18** William Mancebo/Getty Images/Getty, Gallo Images/Alamy, Hamish Blair/Getty Images/Getty, Mike Hewitt/Getty Images/Getty, Alaska Stock/Alamy, Andrew Wong/Getty Images/Getty; **p19** George Diebold/Getty, Mikhail Kondrashov/fotomik/Alamy, Tetra Images/Getty, Gabe Palmer/Getty, xiaoke ma/Getty; **p20** Joseph Gareri/Getty, Marta Nardini/Getty, Jamie McDonald/FIFA/Getty, David Taylor Bramley/Getty, Andres Rodriguez/Alamy, Westend61 GmbH/Alamy, SuperStock/Alamy, Andres Rodriguez/Alamy, Stockbyte/Getty, Hillary Fox/Alamy, stock_wales/Alamy, Tetra Images/Alamy; **p22** ableimages/Alamy, David Madison/Getty, Fancy/Alamy, Jacob Taposchaner/Getty; **p23** Buena Vista Images/Getty, Soren Nielsen/Getty, Steve Cole/Getty; **p24** Karl Te Aika; **p25** PetStockBoys/Alamy; **p27** BAYRAM TUNÇ/Getty, Bushpilot/Alamy; **p29** Nicola Tree/Getty, JGI-Jamie Grill/Getty; **p34** Sami Sarkis/Getty; **p41** Brandon Cole Marine Photography/Alamy, PhotoAlto sas/Alamy, NAN/Alamy, LAMB/Alamy, Science Photo Library/Alamy, Amanda Cotton/Alamy; **p45** Boaz Rottem/Alamy, York Black/Getty, Roger Hutchings/Alamy, Photo Network/Alamy, Art Directors & TRIP/Alamy, Justin Kase zfvvez/Alamy; **p54** Karl Te Aika; **p62** Karl Te Aika; **WB: p73** Rabi Karim Photography/Getty; **p79** Stephen Frink Collection/Alamy; **p87** Asia Images Group Pte Ltd/Alamy; **p88** Image Source/Alamy, Horizon International Images Limited/Alamy, Joggie Botma/Alamy, Charles Stirling/Alamy; **p91** Henn Photography/Getty; **p93** Karl Te Aika; **p110** Charles Stirling/Alamy, Foodcollection.com/Alamy, Brain light/Alamy, Petra Wallner/Alamy, Winston Link/Alamy; **p114** Image Source/Alamy, JGI-Jamie Grill/Getty, Design Pics Inc/Alamy, National Geographic Image Collection/Alamy; **p116** gulfimages/Alamy, Sergio Azenha/Alamy, Nadya Lukic/Getty, Grapheast/Getty.

Additional images by **Tatweer Co. for Educational Services** on pages: Artwork in 2, 3, 5, 6, 9, 10, 12, 14 and 15 on page **42**, top-left photo on page **45**, top-left ('reporter') and top-right ('engineer') artwork on page **47**, artwork above the word 'teaches' on page **48**, Artwork of 'architect', 'businessman' and 'computer technician' on page **62**, artwork of 'engineer' on page **63**, artwork of 'nurse' and 'reporter' on page **64**, artwork b, c, e, f, i, j, l, n and o on page **112**, Photos 1, 2 and 3 on page **114**, photos 1, 2 and 4 on page **116**





Contents



Student's Book

Unit 1 It's Nice to Meet You! 2

Unit 2 Sea Animals 10

Unit 3 Sports and Activities 18

Unit 4 Chores 26

Unit 5 Yesterday and Today 34

Unit 6 Jobs 42

Phonics Practice 50

Picture Dictionary 62

Wordlist 66

Audio Track Lists 67

Grade 6 Objectives 68


Workbook 69



Unit 1 It's Nice to Meet You!

Finding Out Time

1 Listen and practice.



2 Small Talk: Ask your partner and get the real answers.



1. What's your name? My name's .
2. How old are you? I'm years old.
3. Where do you live? I live in .



Challenge Time!

3 Where do you live?

Listen, match, and circle the correct age. Ask and answer with a partner.

to be

He/She is ... / Is he/she ...

They are ... / Are they ...



Faisal

10 12



Abdullah

9 10



Saeed and Badr

11 14



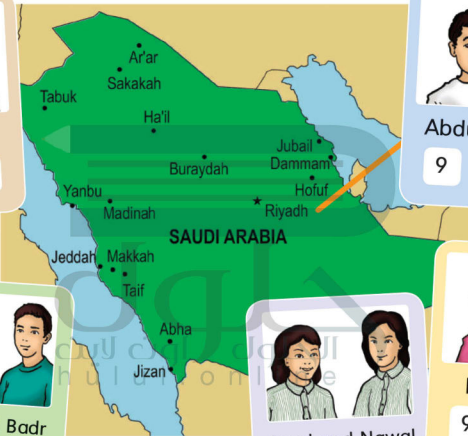
Amal and Nawal

13 12



Noura

9 10



SAUDI ARABIA

I Can ...

- act out the talks about meeting someone with a partner.
- ask and answer questions about name, age, and where someone lives.



GOAL 01



GOAL 02



Grammar in Action

1 Listen, point, and repeat. Then number.



Hello. My name is Kim. I'm eleven years old and I live in New York.

1. This is my mother. Her name is Jasmine.

2. These are my sisters. Their names are Judy and Rose.

3. This is our little brother. His name is Pete.

1



2 Listen, point, and say. Then write.



My name is Kim

Your name is _____



His name is _____



Her name is _____



Our names are _____

Your names are _____



Their names are _____

Mona
pete
jasmin
gasmin
mona and maha
jody and rose

ur

Write
r name
ur friend's
ame!

3 Talk about your family with a partner.

The answer :

3- hello , my name is mona . I'm eleven years old .I live in Dammam . this is my mother . her name is Nadia . this is my brother . his name is Ahmed . this is my sister , her name is Hind

Challenge Time!

4

Whose ... are these?


Whose clothes are these?
Listen and match.

Whose ... is it/are they?
... mine/yours/his/hers/
ours/theirs/Steve's ...

They're Steve's.

Whose shoes
are these?

They're his.



I Can ...

- talk about people and things using *my, your, his ...*
- ask using “*Whose...?*” and answer using *mine, yours, his, hers, ours, theirs, or (name)‘s.*

GOAL 03

GOAL 04

The answer :

Whose dress is it ?

It 's mine

Whose trousers are
theses?

They are steven's and ken's

Whose coat is it ?

It is pete's

Whose book is it?

It is my brother's

Rhythms and Reading

رابطہ الثمن من الوثائق



www.icn.edu.sa

have .../has ...

1 Listen, chant, and point.



I have a **b**

You have an **i**

He has a **c**

She has a **y**

If you have a **c**, an **i**, an **e**,

Then we have all the letters

To write bicycle.



I have a **c**

You have an **o**

He has an **m**

She has a **p**

If you have **u-t-e-r**.

Then we have all the letters

To write computer.



2 Point and read by yourself.


3 Write your own chant. Use words you know.

Challenge Time!

can .../can't ...

4 Letter Sharing Game

Can you write words with your partner?



I Can ...

- chant the *I have, You have ...* chant.
- choose letters and say which words I can or can't write.





Phonics

1 Listen, point, and practice.



meat



read



meet



cheese

2 Write the words. Use ea or ee.



1. s _ _ l

seal



2. sl _ _ p

sleep



3. sh _ _ p

sheep



4. p _ _ ch

peach

3



rice



pine



pie



tie

4 Listen, say, and match.



rain



train



play



day

Advice Time

Show me your friend and I'll tell you who you are.



Challenge Time!

5

Listen and circle the answer. Can you ask and answer with a partner?



	Noura	1 Friend's name:	2 Friend's name:
1. How old are you?	11 12	12	12
2. Where do you live?	Jeddah Abha	Riyadh	Riyadh
3. Do you have brothers or sisters?	2 brothers, 1 sister 1 brother, 1 sister	sister	1-brother 2-sister
4. Do you have a smartphone?	Yes No	yes	yes
5. Do you have ...?	Yes No	yes	yes
6. How do you go to school?	by school bus by taxi	By school bus	By school bus

I Can ...

- read and write words with ee, ea; meet, meat, i_e, ie; rice, tie and ai, ay; train, play.
- listen, choose answers, and ask my partner.

GOAL 07

GOAL 08



Unit 2 Sea Animals

Finding Out Time


- 1 Listen, point, and practice.



- 2 Small Talk: Ask your partner and get the real answers.

Seal
cute
sharks
scary

1. What's that? It's a .
2. What do you think about it? I think it's .
3. What are those? They're .
4. What do you think about them? I don't think they're .



The answers :

Girl 1 : what's that ?

Girl 2 : it's a seahorse

Girl 1 ? what do you think about it ?

Girl 2 : I think it's cute

Girl 1 : what are those ?

Girl 2 : they're sharks

Girl 1 : what do you think about them ?

Girl 2 : I don't think they're scary


Challenge Time!

3 My Opinion

Can you use the pictures from Exercise 1 to say three sentences about sea animals?

Example:

1. I think a seahorse is cute.
2. I think sharks are scary.
3. I don't think whales are fast.



I Can ...

- ask and answer four questions about sea animals.
- say what I think about two sea animals.



Grammar in Action

رابطہ الدرس الإلكتروني



www.ien.edu.sa

1 Listen, point, and say.



cute	cuter	the cutest
scary	scarier	the scariest
fast	faster	the fastest
big	bigger	the biggest

2 Listen, point, and chant *Sea Animals*.



I think ...

a **dolphin** is **cute**.

a **seahorse** is **cuter** than a **dolphin**.

a **baby seal** is the **cutest**.



I think ...

whales are **fast**.

sharks are **faster** than **whales**.

dolphins are the **fastest**.



Challenge Time!

3

Three Hints Game



Can you listen to three hints and guess which sea animal it is?



starfish



crab



jellyfish



octopus



squid



shark

I Can ...

- chant the *Sea Animals* chant.
- say two things I think about two sea animals.





Rhythms and Reading

1 Listen, chant, and do. Then practice in pairs.



Just Like Something

As **slippery** as an **eel**.

As **fat** as a **walrus**.

As **big** as a **whale**.

As **fast** as a **dolphin**.

As **scary** as a **shark**.

As **cute** as a **baby seal**.

As **slow** as a **seahorse**.

As **noisy** as a **seagull**.



2 Point and read by yourself.


Challenge Time!

3 Reading Race



Can you read fast and match sentences and animals?

- A It is as white as snow and as strong as a lion.
- B It is as scary as a tiger and as quiet as a fish.
- C It's beautiful and as fast as the wind.
- D It is very quiet and as slow as a snail.
- E It is smaller than a cat and as gray as an elephant.



- 4 Write a sentence about an animal. Exchange sentences and guess.

I Can ...

- act out the *Just Like Something* chant with a partner.
- read and match sentences and animals by myself.





Phonics

1 Listen and practice. Write the missing le



goat



snow



boat

b _ _ t



wind _ _



yell _ _



c _ _ t

window

yellow

coat

2 Listen, say, and match.



house



mouse



cow



brown

3 Listen and say. Then read and number.



1 clown



2 snow

- how
- window
- now
- cow
- show

- 1
- 2
- 1
- 1
- 2

Advice Time

The patient fisherman catches the best fish.



Challenge Time!

4 Read and complete.



Can you read the words and write them in the correct blanks by yourself?

snake cat house cow mouse

This is Jack's house.



This is the cheese that is in Jack's (1) _____.

This is the (2) _____ that eats the cheese that is in Jack's house.



This is the (3) _____ that chases the mouse that eats the cheese that is in Jack's house.



This is the (4) _____ that scares the cat that chases the mouse



that eats the cheese that is in Jack's house.

This is the (5) _____ with the pointed horns that tosses the snake that scares the cat that chases the mouse that eats the cheese that is in Jack's house.



5 Now read and say as fast as you can!

I Can ...

- read and write words with oa, ow; goat, snow, ou, ow; house, cow.
- read and complete a rhyme by myself.















Unit 3 Sports and Activities

Finding Out Time

- 1 Listen, point, and practice.



CD1 25

Common Sports				
				
tennis	football	basketball	horse riding	volleyball
Dangerous Sports				
				
scuba diving	sky diving	hang gliding	bungee jumping	rock climbing

- 2 Small Talk: Ask your partner and get the real answers.



CD1 26

1. What sport or activity do you like? I like **Horse riding**
2. What sport or activity do you want to try? I want to try **Sky diving**
3. What sport does your brother like? He likes **football**
4. What sport does he want to try? He wants to try .

The answers :

1- What sport or activity do you like?

2- I like football

1- What sport do you want to try?

2- I want to try rock climbing

1- What sport does he want to try?

2- He wants to try hang gliding

1- What sport does your brother like ?

2- He likes horse riding

Challenge Time!

3 Sports and Activities Memory Quiz



Can you remember what sports or activities your friends like or want to try?

1. Friend's name: **Ahmad**
What sports does he/she like?
He likes **football**
What sports does he/she want to try?
He wants to try **Rock climbing**
What activities does he/she like?
He/She **He likes drawing**
What activities does he/she want to try?
He/She **He wants to try singing**



2. Friend's name: **Ali**
What sports does he/she like?
He likes **running**
What sports does he/she want to try?
He wants to try **tennis**
What activities does he/she like?
He/She **He likes drawing**
What activities does he/she want to try?
He/She **He likes doing pottery**



I Can ...

- ask and answer two questions about sports and activities.
- remember what sports and activities two of my friends like or want to try.





Grammar in Action

1 Listen and practice.



Verb Helpers

Do you ... ?	Yes, I do.	No, I don't.
Does he ... ?	Yes, he does.	No, he doesn't.
Does she ... ?	Yes, she does.	No, she doesn't.
Do we ... ?	Yes, you do.	No, you don't.
Do they ... ?	Yes, they do.	No, they don't.

2 Listen, say, and do.



Ball Sports				
Play ...				
tennis 	volleyball 	basketball 	football 	golf 
Individual Sports				
ski 	snowboard 	ride a horse 	jog 	
Other Activities				
Do ... / Play ...				
pottery 	painting 	computer games 	word games 	

The answers :

- I play tennis
- I play volley ball
- I sky
- I snowboard
- I ride a horse
- I jog
- I do pottery
- I play word games
- I play computer games
- I do painting


Challenge Time!

3

Question and Answer Race

Can you ask six questions in one minute? Take turns.

1. Do you play tennis?
2. Does your father play golf?
3. Do you play computer games?
4. Do you play word games?
5. Does your brother do karate?
6. Does your friend play computer games, too?



I Can ...

- chant the *Verb Helpers* chant.
- ask six questions about sports and activities.



GOAL 19



GOAL 20

The answers :

1- Do you play football?

yes , I do

2- Does your father play tennis ?

No , he doesn't

3- Do you play word board?

Yes , I do

4- Do you play golf?

No , I don't

5- Does your brother do painting?

No , he doesn't

6- Does your friend play word
games too?

Yes , he does



Rhythms and Reading

1 Listen, point, and say.



exciting	more exciting	the most exciting
boring	more boring	the most boring
dangerous	more dangerous	the most dangerous
difficult	more difficult	the most difficult

2 Listen, point, and chant *More and Most*. Then write a new chant by yourself.



More and Most
Horse riding
is more exciting
than cycling.

Is it?

Rock climbing
is more dangerous
than jogging.


Really?

Roller skating
is more exciting
than running.

Is it?

Hang gliding
is the most dangerous.

What's the most exciting
for you?



Challenge Time!

The Traditional Sport of Falconry


3

Listen and read.



Falconry is a popular sport in the Kingdom of Saudi Arabia. Many people have falcons that are trained to hunt other birds and animals.

Falcons are very strong birds. They can fly fast and dive even faster. They see very far, so they can spot animals that are kilometers away. They have very sharp talons that they use to attack and catch their prey. They are amazing to watch!



4

Read and say if the sentences are True or False.

1. Many people in Saudi Arabia like falconry. T F
2. Falcons slow down when they dive to catch an animal. T F
3. Falcons can see very far. T F
4. Falcons have soft talons. T F

I Can ...

- read and write a new *More and Most* chant by myself.
- read and talk about a traditional sport.



Phonics



1 Listen, say, and match.



toy

coin

boy

point

2 Listen, say, and match.



WHERE?



where

hair

bear

3 Write ere, ear, or air.

1. I want to eat a p _____ .



2. Look at this p _____ of shoes.



3. I'd like to sit on that ch _____ .



4. He's w _____ ing a blue coat.



Pear

Pair

Chair

wear

Advice Time

A healthy mind needs a healthy body.



Challenge Time!

I'd like to ... but

3

Listen and match the parts. Then chant.

I'd like to ... but

I'd like to play tennis	but there is no rock.
I'd like to try falconing	but don't know how.
I'd like to try riding	but I have no horse.
I'd like to try scuba diving	but I have no falcon.
I'd like to try rock climbing	but there is no sea.
I'd like to try sky diving	but there is no plane.
I'd like to try cooking	but I have no racket.
I'd like to try painting	but don't know how.



Try photography!

I have no camera and don't know how!

I Can ...

- read and write words with oi, oy; coin, boy, ere, ear, air; where, bear, hair.
- match and chant the *I'd like to ... but* chant.



Unit 4 Chores

رابطہ القومس من الرقاص



www.iem.edu.sa

Finding Out Time

1 Listen, say, and do.



2 Small Talk: Ask your partner and get the real answers.



1. What chores do you do? I _____.
2. Do you _____, too? Yes, I do sometimes.
3. What chores does your sister do? She _____.
4. Does she _____? Yes, she does sometimes.

The answers :

1

- 1- I feed the fish
- 2- I wash the dishes
- 3- I clean up my room
- 4- I take out the trash
- 5- I set the table
- 6- I go shopping
- 7- I vacuum the floor
- 8- I fold the laundry

الكلية الدولية للعلوم والتكنولوجيا
hulul.online

2

- 1- clean up my room
- 2- take out the trash
- 3- sets the table
- 4- Vacuum the laundry

3

Girl 1 : what chores do you do ?

Girl 2 : I feed the fish

Girl 1 : do you set the table , too?

Girl 2 : yes I do sometimes

**Girl 1 : what chores does your
sister do ?**

Girl 2 : she goes shopping

**Girl 1 : does she wash the dishes
?**

Girl 2 : yes , she does sometimes

Challenge Time!

3 Check Your Chores

Can you check your answers and find out your score?

Yes (2 points) Sometimes (1 point) No (0 points)

	Always	Sometimes	Never
1. Do you feed the fish?	()	<input checked="" type="radio"/>	()
2. Do you set the table?	<input checked="" type="radio"/>	()	()
3. Do you wash the dishes?	<input checked="" type="radio"/>	()	()
4. Do you vacuum the floor?	()	<input checked="" type="radio"/>	()
5. Do you clean up your room?	<input checked="" type="radio"/>	()	()
6. Do you go shopping?	()	<input checked="" type="radio"/>	()
7. Do you take out the trash?	()	<input checked="" type="radio"/>	()
8. Do you fold the laundry?	()	()	<input checked="" type="radio"/>

Total _____

- 13 or more I'm a great helper at home.
9-12 I'm a good helper at home.
5-8 I'm an average helper at home.
0-4 I'm a poor helper at home.



I Can ...

- ask a partner two questions about his or her chores.
- say what kind of helper I am at home.





Grammar in Action

1 Listen and practice saying the words in pairs.



Person A

1. feed
2. set
3. wash
4. vacuum
5. clean
6. go
7. take
8. fold

Person B

1. feeds
2. sets
3. washes
4. vacuums
5. cleans
6. goes
7. takes
8. folds



2 Listen and chant *Chores*.



I wash the dishes.
You wash the dishes.
He washes the dishes.
She washes the dishes.
We wash the dishes.
You wash the dishes.
They wash the dishes.

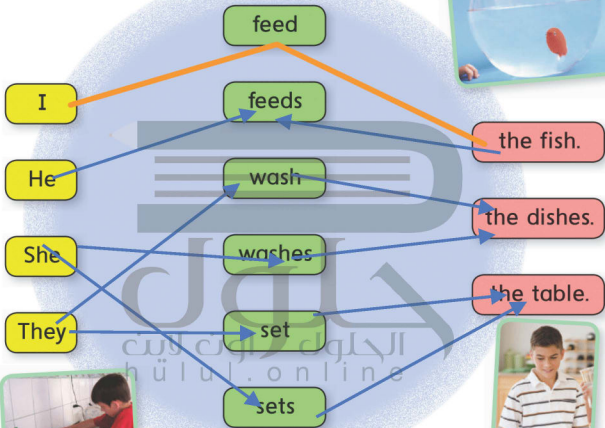


Challenge Time!

3

Make Sentences

Can you draw three different color lines and make three sentences?



I Can ...

- choose a verb and say two forms of it (example: *take / takes*).
- chant the *Chores* chant.



Rhythms and Reading

رابطہ القوم من القوم




www.ien.edu.sa

1 Listen and chant with actions.



Clever Robot

I have a little robot,
The smartest ever seen.
He washes my dishes,
And keeps the house clean.
He bakes my bread,
And makes me a drink.
He sits by the fire,
And gives me a smile.



2 Point and read by yourself.

Challenge Time!

He/She is ...
They are doing ...

3 What Are They Doing Now?

Write each phrase in the right place. Listen and check.

She usually vacuums and cleans up
feeds the fish and goes
playing games and sitting

She usually vacuums and clean up

What is the good helper doing now?

_____ her room

Early in the morning or in the afternoon!

What is she doing now?

She's _____ a snack.

Her room is clean, her chores all done!

What is the good helper doing now?

He usually _____ shopping

Early in the morning or in the afternoon!

What is he doing now?

He's _____ back.

The fish is full, his chores all done!

Watching tv and eating

Feeds the fish and goes

- Playing games and sitting**
- I Can ...**
- read the *Clever Robot* chant by myself.
 - complete *What Are They Doing Now?* and say it.



Phonics



1 Listen, point, and say.



car



fork



teacher

2 Read and write **ar, or, or er.**

1. He is playing with a toy c _ _ .



2. There is a horse on the f _ _ m.



3. He is a doct _ _ .



4. Judy has three broth _ _ s.



5. Do you have a sist _ _ ?



6. They like to play in the p _ _ k.



7. He is eating with a f _ _ k.



8. It's d _ _ k at night.



Car

Farm

Doctor

Brothers

Sisters

Park

Fark

dark

Advice Time

Don't put off until tomorrow what you can do today.



Challenge Time!

3 Spelling Bee

Can you listen to the word and then spell it?



I Can ...

- read and write words with ar; car, er; teacher, and or; fork.
- write and spell words with ar, er, and or by myself.





Unit 5 Yesterday and Today

Finding Out Time

- 1 Listen and practice saying the times.



- 2 Small Talk: Ask your partner and get the real answers.



1. What time do you get up in the morning?

I usually get up at .

2. What time did you get up yesterday?

Yesterday, I got up at .

3. What time do you go to bed?

I usually go to bed at .

4. What time did you go to bed yesterday?

Yesterday, I went to bed at .

The answers :

What time do you get up in the morning?

I usually get up at 6:00 o'clock

What time did you get up yesterday?

Yesterday I got up at six thirty

What time do you go to bed?

I usually go to bed at nine thirty

What time did you go to bed yesterday?

Yesterday I went to bed at ten o'clock

Challenge Time!

3 Can you interview your teacher and friends?



Name	Usually	Yesterday
Teacher	11 : 00	12 : 00
Friend 1	9 : 30	10 : 00
Friend 2	9 : 00	9 : 30

I Can ...

- tell the time from one o'clock to twelve o'clock (on the hour).
- ask about bedtime using *usually* and *yesterday*.





Grammar in Action

1 Listen and practice saying the words in pairs.




Person A

1. get up
2. eat lunch
3. come home
4. do my homework
5. take a bath
6. go to bed

Person B

- got up
- ate lunch
- came home
- did my homework
- took a bath
- went to bed



2 Listen, point, and chant.



	usually	yesterday
1. 	get up	got up
2. 	eat lunch	ate lunch
3. 	come home	came home
4. 	do my homework	did my homework
5. 	take a bath	took a bath
6. 	go to bed	went to bed

The answers :

I usually get up at seven o'clock

Yesterday , I git up at eight o'clock

I usually eat lunch at twelve o'clock

Yesterday , I eat lunch at one o'clock

I usually come home at three o'clock

Yesterday , I came to home three thirty

I usually do my home work at five thirty

Yesterday , I did my home work at eight thirty

I usually take a bath at eight o'clock

Yesterday I took a bath at six o'clock

I usually go to bed at ten o'clock

Yesterday , I went to bed at nine thirty

Challenge Time!

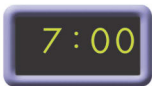
3

What Time Is It?

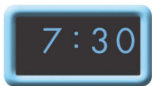


Can you listen to the sentences and point to the time on the clocks?

1.




2.




3.



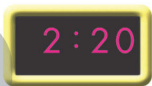
4.




5.



6.



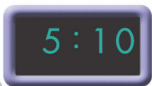
7.



8.



9.



10.



11.



12.



I Can ...

- say two past tense sentences using *yesterday*.
- look at a clock and say what time it is.



Rhythms and Reading

وزارة التعليم الوطني



www.jen.edu.sa

1 Listen, chant, and do.



What Time Do You Do It?


At six o'clock,
I jump out of bed
And brush my teeth.

6:00



At one o'clock,
I finish school
And ride the bus home.

1:00



At two o'clock,
I eat my lunch
And meet my friends.

2:00



At ten o'clock,
I jump into bed
And dream a lot!

10:00



2 Point and read by yourself.

Challenge Time!

3 Action Game



Can you mime what you do at these times?



1.

a quarter
past seven


At a quarter
past seven, I jump out
of bed!



2.

half past twelve

At half
past
twelve I
eat lunch



At three
o'clock I ride
my bike home



3.

three o'clock

At quarter
to nine I jump
into bed and
dream alot



4.

a quarter to nine

I Can ...

- chant the *What Time Do You Do It?* chant.
- point to and read the *What Time Do You Do It?* chant by myself.




Phonics




1 Listen, point, and say.



1. 
think

2. 
ring


3. 
rock

2 Listen, number, and write **nk**, **ng**, or **ck**.

3 clock
2 spring
3 thick
2 swing



1 drink
1 ink
3 back
2 wing



Advice Time

Early to sleep, early to rise, makes you healthy and wise.



Challenge Time!

3

Can you write the words beside the pictures?



1. Is this a
Yes, it is.



whale

2. Do you like
Yes, I do.



cheese

3. Is he on the
Yes, he is.



ship

4. Can you call me on the
Okay.



phone

5. Do you like
Yes, I do.



chocolate

6. Do you see a
Yes, I do.



shark

I Can ...

- say, spell, and write words that end in ng; spring, nk; think, ck; clock.
- write one word starting with each of the following, sh, ch, ph, and wh, and read them.



What does your dad do ?

He is a teacher

What does your mom do ?

She is a doctor



CD2 25



1. astronaut



2. reporter



3. architect



4. pilot



5. nurse



6. engineer



7. cook



8. diver



9. teacher



10. computer technician



11. firefighter



12. businessman



13. housewife



14. lawyer



15. doctor

2

Small Talk: Ask your partner and get the real answers.



CD2 26

1. What does your dad do? He's a (an)

A business man

2. What does your mom do? She's a (a)

A teacher

What's your dad's name?

what does he do?

my dad's name is Ahmad

He is a pilot

Can you interview your friends?



What's your dad's name?

My dad's name is Jake.

What does he do?

He's a pilot.



Name	Dad or Mom's name	His or her job
Friend 1	Alan	architect
Friend 2	jack	pilot
Friend 3	Adnan	engineer

I Can ...

- do an interview about jobs with a partner.
- say my dad's job.



Grammar in Action

مكتب التعليم القطري



www.jen.edu.sa

1 Listen and chant in pairs.



Space Station Crew

Who's he? He's Abdullah.

What does he do? He's the pilot.

Where does he work? In a station.

In the train station? No, in the space station!

Who's he? He's Faisal.

What does he do? He's a doctor.

Where does he work? In a hospital.

In the city hospital? No, in the space hospital.

Who are they? They're Ali and Omar.

What do they do? They're the cooks.

Where do they work? In a restaurant.

In the fast-food restaurant?

No, in the space restaurant.



Challenge Time!

2 What Do They Do?

Can you listen and match jobs and places? Then answer 3.

1. Their jobs



2. Where they work



3. What they do. Number in the correct order.

- 2 They put out fires.
- 3 They fly planes.
- 1 He helps sick people.

I Can ...

- chant the *Space Station Crew* chant.
- say two jobs and what they do.



GOAL 43



GOAL 44



Rhythms and Reading

1 Listen, chant, and do.



Jobs

When I grow up,
I want to be a designer.

When I grow up,
I want to be a baker.

When I grow up,
I want to be a TV reporter.

When I grow up,
I want to be a scientist.

When I grow up,
I want to be a writer.

When I grow up,
I want to be a doctor.

When I grow up,
I want to be a presenter.

When I grow up,
I want to be a teacher.



2 Point and read by yourself.

Challenge Time!

3 Job Guessing Game



Listen, circle the answers, and guess what Saeed wants to be. Ask and answer with a partner.

	Saeed	Your friend
1. Where do you want to work?	in my country in different countries	_____
2. What do you want to do?	I want to travel and meet people I want to live in the city and work in an office	_____
3. Do you want to learn many languages?	Yes No	_____
4. Are you planning to study?	Yes No	_____
5. Do you like to travel?	Yes No	_____
6. Do you like to help people?	Yes No	_____



I Can ...

- point to and read the *Jobs* chant by myself.
- talk about what someone wants to be when he/she grows up.



The answers:

He wants to be astronaut.

Boy1: where do you want to work

Boy2: I want to work in my country

Boy1: what do you want to do?

Boy2: I want to live in the city and work in an office

Boy1: do you want to learn many languages?

Boy2: yes , I'd like to speak different languages

Boy1: are you planning to study?

Boy2: yes , I am

Boy1: do you like to travel?

Boy2: yes , of course

Your friend :

1-In my country

2-I want to live in the

**city and work in an
office**

3-Yes

4-Yes

5-No

6-yes

Right

knob

knee

1 Listen, say, and match. Then write **kn** or **gh**.



ri _ _ t



_ _ ob



_ _ ee



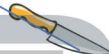
_ _ ock

kn

gh



li _ _ t



_ _ ife



ni _ _ t

Knock

light

knife

night

1

/z/



reads

2

/s/



walks

3

/tʃ/



teaches

sleeps

2

eats

2

brushes

3

comes

1

washes

3

cleans

1

folds

1

goes

1

plays

1

watches

5

runs

1

catches

3

Advice Time

An honest job is a good job.



Challenge Time!

3

Listen and point to the numbers. Then chant.



One Thousand Stars

I like to count the stars at night

Ten at a time,

Ten, twenty, thirty,

Forty, fifty, sixty,

Seventy, eighty, ninety,

ONE HUNDRED!

Let's count together!

A hundred at a time!

One hundred, two hundred,

Three hundred, four...

Four hundred, five hundred,

Six hundred, seven...

Seven hundred, eight hundred,

Nine hundred...

ONE THOUSAND stars at night!

30

100

600

1000

80

300

900

50

700

I Can ...

- spell and write words with kn; knife, gh; night and verbs ending in s or es.
- count up to one thousand.



Words with ee, ea, ie

رابطہ اليوس الإلكتروني



www.iem.edu.sa

1 Listen, point, and say.

CD4 02



ee
sleep



ea
read



ie
tie

2 Look at the picture and circle the right word. Then listen and check.

CD4 03

1.		beech	beach	bead	bid	✓
2.		pay	pine	pie	pin	
3.		tease	cheese	chess	close	
4.		meat	team	mat	met	
5.		sell	less	seal	sale	
6.		ship	shape	sheep	heap	
7.		meat	meet	met	mit	
8.		patch	cheap	pitch	peach	

3 Listen, point, and say. Then say and mime.

CD4 04

Piece of Cake!

B-e-a-c-h says beach
But head says head,
Sneaker says sneaker
But sweater, sweater!
Treasure says treasure

And bear says bear.
But steak says steak
And so does break!
It's not a mistake
Piece of cake!

Words with ai, ay, and a_e

1 Listen, point, and say.

CD4 05



ai
train



ay
day



a_e
tape

2 Look at the pictures and write ai, ay, or a_e. Then listen and check.

CD4 06

Snail



sn_ ai _l

6.



Raincoat

may



M_ _ _ _ _

7.



Tape

crayon



cr_ _ on

8.



Cake

day



d_ _ _ _

9.



Play

chain



ch_ _ n

10.



tail

3 Listen, point, and say. Circle all the words with ai and ay.

CD4 07

A Rainy Day

It's a rainy day today,
Stay in and play!

It's a rainy Saturday,
Let's play I say!



The snails are out
They're big and fat!
It's a rainy day today
A rainy Saturday!
So fresh, so cool ...



Words with ow, oa, oe

رابطه الدرسي من الريموت



www.jen.edu.sa

1 Listen, point, and say.

CD4 08



ow
snow



oa
boat



oe
toe

2 Look at the pictures and write the words using ow, oa, or oe. Then listen and check.

CD4 09



window

toe

coat

goat

joe

show

yellow

seal

3 Listen, point, and say. Then say and mime.

CD4 10

Oh, no! She can't go!

She fell down and broke her toe.

She's hugging her pillow,

She's feeling low.

She'll miss the picnic!

Oh, no! Oh, no!

She fell down and broke her toe,

Oh, no! She can't go!

Picnic

Words with ie, ue, ui

① **Pie**

1.



p _ _ _

fruit

2.



fr _ _ t

blue

3.



bl _ _ _

4.

**Juice**

5.

**tie**

6.

**tuesday**

② Listen and write.

CD4 11

**Fruit
pie****Juice****Blue tie**

Joe likes apples. Joe likes bananas. Joe likes grapes. He likes all kinds of _____.

He is eating apple _____ and drinking a glass of _____.

He is wearing a _____.

He looks very cool!





Words with ow, ou, oi, oy

1 Listen, point, and say.

CD4 12



cow



house



coin



toy

2 Look at the picture and circle the right word. Then listen and check.

CD4 13

1.		paint	<u>point</u>	pin	pond	✓
2.		lower	clover	<u>flower</u>	follow	
3.		<u>mouse</u>	moose	mouth	mount	
4.	1000	thorough	sandstorm	husband	<u>thousand</u>	
5.		toy	<u>boy</u>	yolk	boil	
6.		down	lawn	<u>clown</u>	clone	
7.		loud	<u>cloud</u>	clone	clawed	
8.		<u>brown</u>	brand	row	bran	

Words with *cl*, *cr*1 Listen and write *cl* or *cr*.

CB4 14



—ab



—ayon



—oud

Crab**crayon****cloud**

—othes



—own



—y

Clothes**clown****cry**

2 Read, listen, and chant.

CB4 15

If you're happy and you know it,
Clap your hands (**cl**ap **cl**ap).
 If you're happy and you know it,
Clap your hands (**cl**ap **cl**ap).
 If you're happy and you know it,
 Then your face will surely show it.
 If you're happy and you know it,
Clap your hands (**cl**ap **cl**ap).

If you're sad and you know it,
Cry and **cr**y (wah wah).
 If you're sad and you know it,
Cry and **cr**y (wah wah).
 If you're sad and you know it,
 Then your face will surely show it.
 If you're sad and you know it,
Cry and **cr**y (wah wah).



Words with ar, or, er

رابطہ الیونین الرقیمی



www.iien.edu.sa

1 Listen, point, and say.

CD4 16



scarf



doctor



sister



car



work



brothers

2 Look at the pictures, circle *ar*, *or*, or *er*, and write the words. Then listen and check your spelling.

CD4 17


1.  **ar or er**
 shark

5.  **ar or er**
 farm

2.  **ar or er**
 tiger

6.  **ar or er**
 fork

3.  **ar or er**
 horse

7.  **ar or er**
 reporter

4.  **ar or er**
 corn

8.  **ar or er**
 star

Words with ar, or, ur, ir

1 Read and circle the correct sentence.

1.



- A. There is a horse and a purple turtle on the farm.
- B. There is a house and a purple turtle on the farm.
- C. There is a hose and a purple turtle on the farm.

2.



- A. The bird in the park is wearing shorts.
- B. The bird in the park is wearing a shirt.
- C. The bard in the park is wearing a shirt.

3.



- A. "Hello!" said the horse. "Chirp, chirp," answered the bird.
- B. "Hello!" said the bird. "Chirp, chirp," answered the horse.
- C. "Hello" said the hose. "Chirp, chirp," answered the purple bard.

4.



- A. "Do you like corn?" asked the house. "Yes, I do," answered the purple bird.
- B. "Do you like corn?" asked the horse. "Yes, I do," answered the purple turtle.
- C. "Do you like corn?" asked the purple turtle. "Yes, I do," answered the horse.

Words with ng, ck, and g

رابطہ اللغہ من العربیہ



www.iem.edu.sa

1 Listen, point, and say.

CB4 18



ng
ring



ck
rock



g
rug

2 Listen to the sound and draw a line to the correct letter.

CB4 19

Then write the words.

1.



2.



3.



4.



5.



6.



7.



8.



ng ck g

1-bug

2-swing

3-sick

4-deck

5- back

6-clock

7-wing

8- bag

3 Listen, point, and say. Then say and mime.

CB4 20

He's Going Camping



He's going camping
He's packing his backpack
His cousins are coming
To pick him up!
He's packing his socks
He's taking his books

His cousins are calling
He's tying his shoes!
Oh! Where are his keys?
He has to unpack
And look in the bag!
They're going camping,
He runs out and back!

Words with ng, ck

1 Listen and write *-ng* or *-ck*.

cb4 21



du___



thi___



ri___

Duck**thick****ring**

ro___



wi___



ba___

Rock**wing****back**

2 Read, listen, and say.

cb4 22

To the Market

Monday morning is market day.
 I go to the market for...
 One fish, for two fish,
 Three eggs, for four eggs.
 Five plums, for six plums.
 Seven cookies, for eight cookies.
 Nine pies, for ten pies.
 And bring them back home to eat.

Monday morning was market day.
 I went to the market to buy food.
 But I ate it all.
 Now I have a tummyache!



Words with silent g, gh, k, h

رابطہ القوم من القوم



www.jen.edu.sa

1 Listen, point, and say.

CB4 23



sign



night



knee



whistle



architect

2 Look at the picture, write the word, and circle the silent letter. Then listen and check your answers.

CB4 24

1. /g/ /gh/ /k/ /h/
k nife

6. /g/ /gh/ /k/ /h/
k **nock**

2. /g/ /gh/ /k/ /h/
w **hale**

7. /g/ /gh/ /k/ /h/
l **ight**

3. /g/ /gh/ /k/ /h/
w **hite**

8. /g/ /gh/ /k/ /h/
t **echnican**

4. /g/ /gh/ /k/ /h/
s **ign**

9. /g/ /gh/ /k/ /h/
s **chool**

5. /g/ /gh/ /k/ /h/
r **ight**

10. /g/ /gh/ /k/ /h/
s **esgull**

Words with silent letters

1 Listen and complete.

knee wrist catch future station write

Monday, August 31st

Yesterday, my basketball team had a big game. We met at the _____ to go to the tournament.

When I tried to _____ a fly ball, I crashed into another player and fell on the ground.

I twisted my _____ and injured my _____. It really hurt!

After the game, I went to the hospital. Luckily, I am okay now.

The doctor was very nice, so I will _____ him a thank-you note.

I want to be a doctor or a basketball player in the _____.

2 Number the pictures in the order of what happened.



Picture Dictionary

رابطه القوس المترجم



www.icn.edu.sa



an architect p42



an astronaut
p42



bake bread p30



a boat p16



brush my teeth
p38



a businessman
p42



clean up your
room p26



a coin p24



come home p36



a computer
technician p42



a cook p42



a crocodile p15



a day p8




do my homework
p36



dream p38



eat lunch p36



an engineer p42



feed the fish p26



fold the laundry
p26



a fork p32



get up p36



go shopping p26



go to bed p36



jump into bed
p38



jump out of bed
p38




a knife p48



knock p48



a knob p48



make a drink
p30



a mouse p15



a nurse p42

1000

الجلول اون لاين
hülul.online

one thousand
p49



a pair of
trousers p5




a pilot p42



a polar bear p15



a reporter p42



ride the bus
home p38



right p48



set the table p26



meet my friends
p38



a snail p15




snow p16



take a bath p36



take out the
trash p26




a turtle p15



vacuum the floor
p26



wash the dishes
p26



a window p16

Word List

activities	18	fold the laundry	26	ride the bus home	38
architect	42	football	18	right	48
astronaut	42	fork	32	rock climbing	18
average	27	four hundred	49	roller skating	22
bake bread	30	get up	34	sandals	5
baker	46	go shopping	26	scary	10
basketball	18	go to bed	34	scariest	12
big	10	hang gliding	18	the scariest	12
bigger	12	hat	5	seagull	14
the biggest	12	help people	45	seahorse	10
boat	16	helper	27	seal	10
brothers	9	her	4	set the table	26
brush my teeth	38	hers	5	seven hundred	49
businessman	42	his	5	scientist	46
catch	23	horse	15	scuba diving	18
chases	17	horse riding	18	sheep	8
cheese	17	housewife	42	shirt	5
chores	26	hunt	23	sisters	4
clean up your room	26	It's nice to meet you!	2	six hundred	49
coat	5	jellyfish	13	sky diving	18
coin	24	jump into bed	38	slow	10
come home	36	jump out of bed	38	smartphone	9
computer games	20	knife	48	snail	15
computer technician	42	knob	48	snow	16
cook	42	knock	48	space station	44
countries	47	lawyer	42	sports	18
country	47	lion	15	spot	23
crab	13	live	2	squid	13
crew	44	make a drink	30	starfish	13
crocodile	15	meat	8	take a bath	36
cute	10	mine	5	take out the trash	26
cuter	12	more	22	teacher	42
the cutest	12	most	22	teaches	48
cycling	22	mouse	15	tennis	18
dangerous	18	nine hundred	49	tennis racket	19
day	8	noisy	14	theirs	5
designer	46	nurse	42	three hundred	49
dive	23	octopus	13	tie	8
diver	42	office	47	tiger	15
doctor	42	one hundred	49	tosses	17
do my homework	36	one thousand	49	travel	47
dolphins	10	ours	5	turtle	15
dream a lot	38	painting	20	two hundred	49
dress	5	pair	5	volleyball	18
eat lunch	36	park	32	vacuum the floor	26
eel	14	peach	8	walrus	10
eight hundred	49	pie	8	walks	48
engineer	42	pilot	42	wash the dishes	26
exciting	22	pine	8	whale	10
falcons	23	play	8	window	16
falconry	23	point	24	work	44
fat	10	toy	24	writer	46
fast	10	polar bear	15	yours	5
faster	12	pottery	20		
the fastest	12	presenter	46		
feed the fish	26	reads	48		
firefighter	42	reporter	42		
five hundred	49	restaurant	44		

CD 1 Audio Track List

Track	Unit	Student Book Section
2	1	Exercise 1. Listen and practice
3	1	Exercise 2. Small Talk
4	1	Exercise 3. Where do you live?
5	1	Exercise 1. Listen, point, and repeat
6	1	Exercise 2. Listen, point, and say
7	1	Exercise 4. Whose ... are these?
8	1	Exercise 1. Listen, chant, and point
9	1	Exercise 4. Letter Sharing Game
10	1	Exercise 1. Listen, point, and practice
11	1	Exercise 3. Listen, say, and match
12	1	Exercise 4. Listen, say, and match
13	1	Exercise 5. Listen and circle the answer
14	2	Exercise 1. Listen, point, and practice
15	2	Exercise 2. Small Talk
16	2	Exercise 1. Listen, point, and say
17	2	Exercise 2. Listen, point, and chant
18	2	Exercise 3. Three Hints Game
19	2	Exercise 1. Listen, chant, and do
20	2	Exercise 3. Reading Race
21	2	Exercise 1. Listen and practice
22	2	Exercise 2. Listen, say, and match
23	2	Exercise 3. Listen and say
24	2	Exercise 4. Read and complete
25	3	Exercise 1. Listen, point, and practice
26	3	Exercise 2. Small Talk
27	3	Exercise 3. Sports and Activities Memory Quiz
28	3	Exercise 1. Listen and practice
29	3	Exercise 2. Listen, say, and do
30	3	Exercise 3. Question and Answer Race
31	3	Exercise 1. Listen, point, and say
32	3	Exercise 2. Listen, point, and chant
33	3	Exercise 3. Listen and read

CD 2 Audio Track List

Track	Unit	Student Book Section
2	3	Exercise 1. Listen, say, and match
3	3	Exercise 2. Listen, say, and match
4	3	Exercise 3. I'd like to ... but
5	4	Exercise 1. Listen, say, and do
6	4	Exercise 2. Small Talk
7	4	Exercise 3. Check Your Chores
8	4	Exercise 1. Listen and practice
9	4	Exercise 2. Listen and chant
10	4	Exercise 1. Listen and chant with actions
11	4	Exercise 3. What Are They Doing Now?
12	4	Exercise 1. Listen, point, and say
13	4	Exercise 3. Spelling Bee

14	5	Exercise 1. Listen and practice
15	5	Exercise 2. Small Talk
16	5	Exercise 3. Interview your teacher and friends
17	5	Exercise 1. Listen and practice
18	5	Exercise 2. Listen, point, and chant
19	5	Exercise 3. What Time Is It?
20	5	Exercise 1. Listen, chant, and do
21	5	Exercise 3. Action Game
22	5	Exercise 1. Listen, point, and say
23	5	Exercise 2. Listen, number, and write
24	5	Exercise 3. Can you write the words
25	6	Exercise 1. Listen and practice the words
26	6	Exercise 2. Small Talk
27	6	Exercise 3. Interview your teacher and friends
28	6	Exercise 1. Listen and chant in pairs
29	6	Exercise 2. What Do They Do?
30	6	Exercise 1. Listen, chant, and do
31	6	Exercise 3. Job Action Guessing Game
32	6	Exercise 1. Listen, say, and match
33	6	Exercise 2. Listen, say, and number
34	6	Exercise 3. Listen and point

CD 3 Audio Track List

Track	Unit	Workbook Section
2	1	Exercise 1. Listen and practice
3	1	Exercise 1. Listen and practice
4	1	Exercise 1. Listen and circle the right answer
5	1	Exercise 1. Listen and practice
6	1	Exercise 1. Listen and chant
7	1	Exercise 1. Write these words
8	1	Exercise 1. Listen, unscramble, and write
9	1	Exercise 1. Listen and read
10	2	Exercise 1. Listen and fill in the blanks
11	2	Exercise 1. Listen and point to the words
12	2	Exercise 1. Listen and practice the chant
13	2	Exercise 1. Listen and write
14	2	Exercise 1. Listen and chant
15	2	Exercise 1. Look at the chant
16	2	Exercise 1. Listen and number
17	2	Exercise 1. Listen and read
18	3	Exercise 1. Listen and practice
19	3	Exercise 2. Listen and practice
20	3	Exercise 1. Listen and practice
21	3	Exercise 1. Listen and practice
22	3	Exercise 1. Read and chant
23	3	Exercise 1. Read
24	3	Exercise 1. Listen and practice

25	3	Exercise 1. Copy and chant
26	4	Exercise 1. Listen and practice
27	4	Exercise 1. Listen and write
28	4	Exercise 1. Listen and practice
29	4	Exercise 1. Listen and practice
30	4	Exercise 1. Listen, practice, and do
31	4	Exercise 1. Look at the poem
32	4	Exercise 2. Listen and say the spelling
33	4	Exercise 1. Listen and write
34	5	Exercise 2. Listen to the story
35	5	Exercise 1. Listen and practice
36	5	Exercise 2. Listen and chant
37	5	Exercise 1. Listen to the time
38	5	Exercise 1. Listen and practice
39	5	Exercise 2. Look at the chant
40	5	Exercise 1. Listen and spell the words
41	5	Exercise 1. Listen and practice
42	6	Exercise 1. Listen and practice
43	6	Exercise 1. Listen and practice
44	6	Exercise 1. Listen to the questions
45	6	Exercise 1. Listen and practice
46	6	Exercise 1. Read the chant
47	6	Exercise 1. Listen and practice
48	6	Exercise 2. Listen and check the right box
49	6	Exercise 2. Listen and circle the numbers

CD 4 Audio Track List

Track	Unit	Phonics Practice Section
2	1	Exercise 1. Listen, point, and say
3	1	Exercise 2. Look at the picture
4	1	Exercise 3. Listen, point, and say
5	1	Exercise 1. Listen, point, and say
6	1	Exercise 2. Look at the pictures
7	1	Exercise 3. Listen, point, and say
8	2	Exercise 1. Listen, point, and say
9	2	Exercise 2. Look at the pictures
10	2	Exercise 3. Listen, point, and say
11	2	Exercise 2. Listen and write
12	3	Exercise 1. Listen, point, and say
13	3	Exercise 2. Look at the picture
14	3	Exercise 1. Listen and write
15	3	Exercise 2. Read, listen, and chant
16	4	Exercise 1. Listen, point, and say
17	4	Exercise 2. Look at the pictures
18	5	Exercise 1. Listen, point, and say
19	5	Exercise 2. Listen to the sound
20	5	Exercise 3. Listen, point, and say
21	5	Exercise 1. Listen and write
22	5	Exercise 2. Read, listen, and say
23	6	Exercise 1. Listen, point and say
24	6	Exercise 2. Look at the picture
25	6	Exercise 1. Listen and complete

الحد الأدنى	By the end of grade six students will be able to:	الفترة Session				الرمز Code
		الأولى 1	الثانية 2	الثالثة 3	الرابعة 4	
×	Recognise and produce the consonant sound for <i>ph</i> as in "photo", <i>gh</i> as in "laugh".			√		1/7/16
×	Recognise and differentiate between the sounds of the <i>s</i> or <i>es</i> endings of third person singular Present Simple, as in "walks", as in "reads" and as in "teaches".		√			2/7/16
×	Recognise and produce long vowels: <i>oa</i> as in "teacher", <i>ee</i> as in "tree", <i>i_e</i> as in "rice", <i>ie</i> as in "pie", <i>oy</i> as in "play", <i>ai</i> as in "train".	√				3/7/16
×	Recognise and produce some English digraphs: <i>oa</i> as in "goat" and <i>ow</i> as in "yellow", <i>ou</i> as in "mouth" and <i>ow</i> as in "brown", <i>ow</i> as in "window" and <i>ow</i> as in "town", <i>ere</i> as in "where", <i>air</i> as in "hair" and <i>ear</i> as in "wear".	√				4/7/16
×	Recognise and produce some English digraphs: <i>oi</i> as in "oil" and <i>oy</i> as in "toy".	√				5/7/16
×	Recognise and produce long vowels and the <i>schwa</i> sound as in "car", as in "forty", as in "brother".	√				6/7/16
×	Recognise and produce long vowels: <i>u</i> as in "huge" and <i>ue</i> as in "barbecue", <i>ur</i> as in "purse" and <i>ir</i> as in "bird".				√	7/7/16
×	Recognise and produce consonant endings: <i>nk</i> as in "bank", <i>ng</i> as in "spring", <i>ck</i> as in "clock", <i>nd</i> as in "sand", <i>nt</i> as in "tent".		√	√		8/7/16
×	Recognise and produce the consonant blends: <i>sk</i> as in "skate", <i>sq</i> as in "square" and <i>sc</i> as in "scarf".			√		9/7/16
×	Recognise the silent <i>gh</i> as in "night" and the silent <i>k</i> as in "knee".		√			10/7/16
×	Ask questions using What, Who, Where, Why, Whose.	√	√	√	√	11/7/16
×	Identify countable and uncountable nouns (some - any) and ask and answer about quantity using <i>How much</i> and <i>How many</i> .			√		12/7/16
×	Identify and talk about family and friends using the verb <i>to be</i> (Affirmative, Negative, Questions, Short Answers), the verb <i>to have</i> and possessive adjectives, <i>can/can't</i> .	√				13/7/16
×	Tell the time (o' clock, half past, a quarter to, a quarter past).		√			14/7/16
×	Talk about everyday activities using the Present Simple (Affirmative - Questions - Short answers - Negative) and adverbs of frequency (always, sometimes, never).		√	√		15/7/16
×	Talk about occupations.		√			16/7/16
×	Talk about activities happening at the moment of speaking using the Present Progressive (Affirmative - Negative - Questions - Short answers).		√			17/7/16
×	Talk about sports and household chores.	√	√			18/7/16
×	Describe location (on, in, under, next to, between, opposite, in front of, behind).			√	√	19/7/16
×	Talk about possession using possessive pronouns (mine, yours, his, hers), <i>Whose</i> and the Possessive Case (s).	√				20/7/16
×	Talk about different items in a house using <i>There is / There are</i> .	√		√		21/7/16
×	Identify and talk about food.			√		22/7/16
×	Order at a restaurant using <i>I'd like</i> .	√		√	√	23/7/16
×	Give directions.			√	√	24/7/16
×	Talk about rules using the imperative.			√	√	25/7/16
×	Use subject and object personal pronouns (I, you, he, etc / me, you, him, etc).	√	√	√	√	26/7/16
×	Identify places in a town using the Past Simple of the verb <i>to be</i> .				√	27/7/16
×	Talk about the different times of the day (in the afternoon, in the evening).		√	√	√	28/7/16
×	Use prepositions of time (in, on, before, at, after).		√	√	√	29/7/16
×	Talk about the past and describe past experiences using the Past Simple of the verb <i>to be</i> and <i>There was / There were / There wasn't / There weren't</i> .			√	√	30/7/16
×	Talk about past activities and events (Past Simple of regular and irregular verbs).			√	√	31/7/16
×	Make comparisons, e.g. people, animals, using the comparative and superlative form.	√				32/7/16
×	Talk about future plans using <i>going to</i> .				√	33/7/16
×	Use conjunctions (because, and, but).	√	√	√	√	34/7/16
×	Use intensifiers (so, very).	√		√		35/7/16
×	Follow a simple text while listening to the audio recording.	√	√	√	√	36/7/16
×	Understand the main idea and/or basic information in short monologues or dialogues.	√	√	√	√	37/7/16
×	Read and count cardinal numbers to 1000.			√		38/7/16
×	Read and comprehend simple sentences and simple texts.	√	√	√	√	39/7/16
×	Read simple illustrated stories.		√	√	√	40/7/16
×	Recognise basic rules of punctuation.	√	√	√	√	41/7/16
×	Understand the main idea and specific information in short simple texts.	√	√	√	√	42/7/16
×	Associate verbal with visual information.	√	√	√	√	43/7/16
×	Apply basic rules of punctuation (e.g. use capital letters, full stops, question marks, exclamation marks).	√	√	√	√	44/7/16
×	Write short simple words/phrases to complete a paragraph.	√	√	√	√	45/7/16
×	Write simple sentences to convey personal information.	√	√	√	√	46/7/16
×	Write short answers to simple questions.	√	√	√	√	47/7/16
×	Use the definite and indefinite article (a/an/the).	√	√	√	√	48/7/16
×	Link ideas with <i>and</i> , <i>then</i> .	√	√	√	√	49/7/16