



KSA Edition Smart Class 1

H. Q. Mitchell - Marileni Malkogianni

English Language
Elementary Stage
Fourth Elementary Grade
First Semester

اللغة الإنجليزية
المرحلة الابتدائية
الصف الرابع الابتدائي
الفصل الدراسي الأول

كتاب الطالب

Student's Book

وكتاب التمارين
and Workbook



Published by



mmpublications

إم إم للنشر

طبعة ١٤٤٠ / ١٤٤١ هـ
2019/2020 Edition

Track list for Student's CD / CD-ROM

Track	Module	Activity	Track	Module	Activity
1	Titles		39	3	Alphabet M-O Activity 1
2	1	Alphabet A-C Activity 1	40	3	Alphabet M-O Activity 2
3	1	Alphabet A-C Activity 2	41	3	Alphabet M-O Workbook Activity 2
4	1	Alphabet A-C Workbook Activity 2	42	3	A Chant Vocabulary
5	1	A Chant Vocabulary	43	3	A Chant / chant Activity 1
6	1	A Chant / chant Activity 1	44	3	A Chant / poem Activity 1
7	1	A Chant / poem Activity 1	45	3	Smart Kids Vocabulary
8	1	A Chant Workbook Activity 1	46	3	Smart Kids Activity 1
9	1	Smart Kids Vocabulary	47	3	Our World Vocabulary
10	1	Smart Kids Activity 1	48	3	Our World Activity 1
11	1	Smart Kids Workbook Activity 1	49	3	Let's Play Activity 1
12	1	Comic Vocabulary	50	3	Let's Play Workbook Activity 1
13	1	Comic Activity 1	51	3	Alphabet P-R Activity 1
14	1	Comic Activity 3	52	3	Alphabet P-R Activity 2
15	1	Alphabet D-F Activity 1	53	3	Alphabet P-R Workbook Activity 2
16	1	Alphabet D-F Activity 2	54	3	Story Time Activity 1
17	1	Alphabet D-F Workbook Activity 2	55	3	Smart Time 3 Activity 1
18	1	Story Time Activity 1	56	4	Alphabet S-U Activity 1
19	1	Project / chant Workbook Activity 1	57	4	Alphabet S-U Activity 2
20	1	Project / poem Workbook Activity 1	58	4	Alphabet S-U Workbook Activity 2
21	1	Smart Time 1 Activity 1	59	4	A Chant Vocabulary
22	2	Alphabet G-I Activity 1	60	4	A Chant / chant Activity 1
23	2	Alphabet G-I Activity 2	61	4	A Chant / poem Activity 1
24	2	Alphabet G-I Workbook Activity 2	62	4	Smart Kids Vocabulary
25	2	A Chant Vocabulary	63	4	Smart Kids Activity 1
26	2	A Chant / chant Activity 1	64	4	Smart Kids Workbook Activity 1
27	2	A Chant / poem Activity 1	65	4	Comic Vocabulary
28	2	Smart Kids Vocabulary	66	4	Comic Activity 1
29	2	Smart Kids Activity 1	67	4	Comic Workbook Activity 1
30	2	Comic Vocabulary	68	4	Let's Play Vocabulary
31	2	Comic Activity 1	69	4	Let's Play Activity 1
32	2	Comic Workbook Activity 1	70	4	Alphabet V-Z Activity 1
33	2	Let's Play Activity 1	71	4	Alphabet V-Z Activity 2
34	2	Alphabet J-L Activity 1	72	4	Alphabet V-Z Workbook Activity 2
35	2	Alphabet J-L Activity 2	73	4	Story Time Activity 1
36	2	Alphabet J-L Workbook Activity 2	74	4	Revision Workbook Activity 1
37	2	Story Time Activity 1	75	4	Project / chant Workbook Activity 1
38	2	Smart Time 2 Activity 1	76	4	Project / poem Workbook Activity 1
			77	4	Smart Time 4 Activity 1



Contents

Student's Book

Track list for Student's CD / CD-ROM

	Alphabet
1. Hello!4	Aa, Bb, Cc, Dd, Ee, Ff
2. School 18	Gg, Hh, Ii, Jj, Kk, Ll
3. Family and friends 32	Mm, Nn, Oo, Pp, Qq, Rr
4. You and me46	Ss, Tt, Uu, Vv, Ww, Xx, Yy, Zz
Picture Dictionary 60	
Grade Four Objectives 64	

Workbook

	Alphabet
1. Hello!66	Aa, Bb, Cc, Dd, Ee, Ff
2. School82	Gg, Hh, Ii, Jj, Kk, Ll
3. Family and friends94	Mm, Nn, Oo, Pp, Qq, Rr
4. You and me 106	Ss, Tt, Uu, Vv, Ww, Xx, Yy, Zz
Board game (modules 1-4)118	
Cut-outs120	

1 Hello!

Lesson Link



www.iem.edu.sa

Alphabet A-C

1 Listen and say. 

Aa



apple

Bb



bag

Cc



cat

2 Listen and chant. 

Aa Bb Cc





Hello



Goodbye

Lesson Link



www.iem.edu.sa

1

A chant

1

Find and stick. Then listen and repeat.



Hello! Hello! Hi!
I'm Buzz the Bee
Buzz, Buzz, Buzz

Goodbye! Goodbye! Bye!
Bye, Buzz the Bee
Buzz, Buzz, Buzz

Hello!

Goodbye!

a

b

2

Listen and number (1-2).



5

1

Smart kids

Lesson Link



www.iem.edu.sa




Hassan



John

1 Look and listen. 






What's your name?
My name's John.

What's = What is
My name's = My name is



2 Listen and tick (✓). 



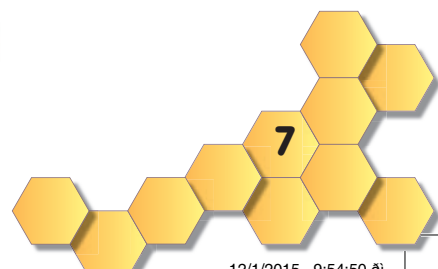
3 Ask and answer. 



Hello! I'm Omar.
What's your name?



Hi, Omar!
My name's Ali.



1

Comic

Lesson Link



www.iem.edu.sa

1

one

2

two

3

three

4

four

5

five

6

six

7

seven

8

eight

9

nine

10

ten

1

Look and listen.



DOMINOES

One, two, three, four, five ...



1

... six, seven, eight, nine, ten ...



2

Achoo!





3

Oops! Sorry!





4



2 Listen and tick (✓). 

1.  



a b

3.  

a b

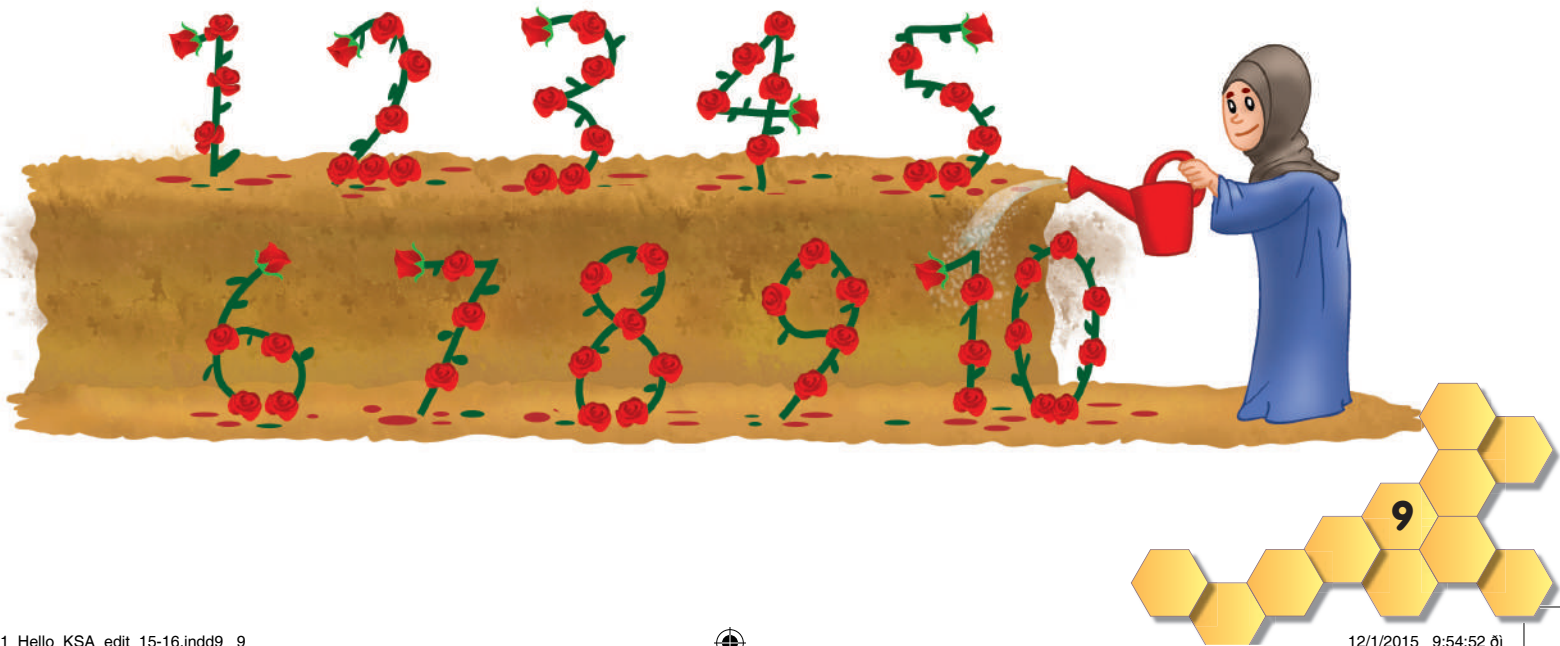
2.  

a b

4.  

a b

3 Listen and chant. 



1

Let's play

1 Play.

Lesson Link



www.iem.edu.sa



Hassan!



Lesson Link



www.iem.edu.sa

Alphabet D-F

1

1 Listen and say. 

Dd




duck

Ee



egg

Ff



fish

2 Listen and chant. 

Aa Bb Cc Dd Ee Ff

1 Story time


Lesson Link



www.ien.edu.sa

Pip & Skip

1 Look and listen.







Lesson Link



www.iem.edu.sa

1 Listen and tick (✓). 

1. 



2. 



3. 



4. 





Project

Lesson Link



www.iem.edu.sa

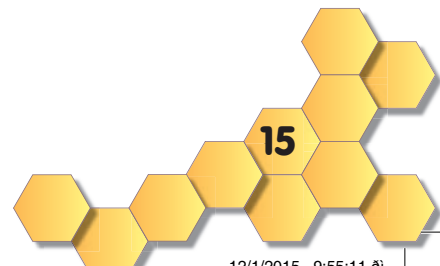
- 1 Make finger puppets.
Use the cut-outs on page 121.



- 2 Act out.

Hello! I'm Hassan.
What's your name?

Hi, Hassan!
My name's John.



Alphabet revision A-F



1 Listen and chant. 

Aa Bb Cc Dd Ee Ff

2 Listen and circle. 

Aa Cc
Bb

Ee Dd
Ff

Aa Dd
Cc

3 Choose and write.

d ~~f~~ a c b e



fish



__ ag



__ at



__ gg



__ uck



__ pple



My school bus

1 Look and listen. 




My school bus is **green** and **white**.



My school bus is **red**.



2 Find the school buses and colour them red or green.



2 School

Lesson Link



www.iem.edu.sa


Alphabet G-I

1 Listen and say. 

Gg



Hh



Ii



2 Listen and chant. 

Aa Bb Cc Dd Ee Ff **Gg** **Hh** **Ii**



red



blue



yellow



green

Lesson Link



www.ien.edu.sa

2

A chant

1 Find and stick. Then, listen and repeat.

What colour is it?

Red and blue
Red and blue
Yellow, green
And red and blue.

I love colours
How about you?
Yellow, green
And red and blue.

a

b

c 1

d

2 Listen and number (1-4).

2

Smart kids



bag



pencil



book




ruler



pen

1 Look and listen. 







Lisa



What's this?
It's a pen.



What's = What is
It's = It is



2 Listen and circle.

1.  
pen pencil

3.  
ruler pencil

2.  
book ruler

4.  
bag pen

3 Play.

What's this?

It's a ruler.





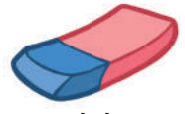
desk



chair







computer



rubber

1 Look and listen. 

The apple






apple

What's that?
It's an apple.

What's = What is
It's = It is



2 Listen and number (1-4). 



3 Look at activity 2. Point, ask and answer. 

What's that?

It's a chair.



2

Let's play

Is it a computer? < Yes, it is.
No, it isn't.

isn't = is not

1 Look and listen. 

Hi, Fatima. This is for you!



Is it a hat?

No, it isn't.

Is it a book?



Yeah!

Yes, it is!

2 Look and listen. Then play. 

Is it a rubber?

No, it isn't.

Is it a computer?

Yes, it is.





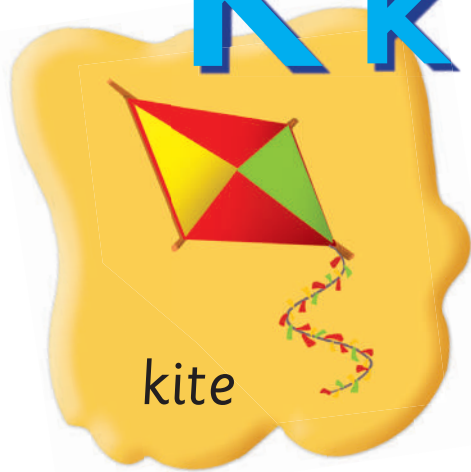
Alphabet J-L

1 Listen and say. 

Jj



Kk



Ll



2 Listen and chant. 

Aa Bb Cc Dd Ee Ff Gg Hh Ii

Jj Kk Ll

2 Story time

Lesson Link

www.iem.edu.sa

PAT and TOM

1 Look and listen. 





Look, Tom!
Red and yellow!

Wow!



3

What's
that?

Goodbye!

Bye!



4

Revision 2

Lesson Link



www.iem.edu.sa

1 Listen and tick (✓). 

1.  a

 b

2.  a


 b

3.  a

 b

4.  a

 b

5.  a

 b



Lesson Link



www.iem.edu.sa

1 Make classroom objects.



2 Ask and answer.



What's that?



It's a desk.



Alphabet revision G-L



1 Listen and chant. 

Aa Bb Cc Dd Ee Ff

Gg Hh Ii Jj Kk Ll

2 Listen and circle. 

Gg

Jj

Kk

Hh

Ll

Ii

Gg

Kk

Hh

3 Match and complete.

h

j

l

g

i

k



h at

__ am

__ reen

__ ite

__ nk

__ ollipop




My classroom

1 Look and listen. 



Hello! My name is Salim. That's my teacher, Mr Safar.



Hello! My name is Tom. That's my teacher, Mr Kent.



2 Draw and write about your classroom.

Hello! My name is _____

That's my teacher, _____

3

Family and friends

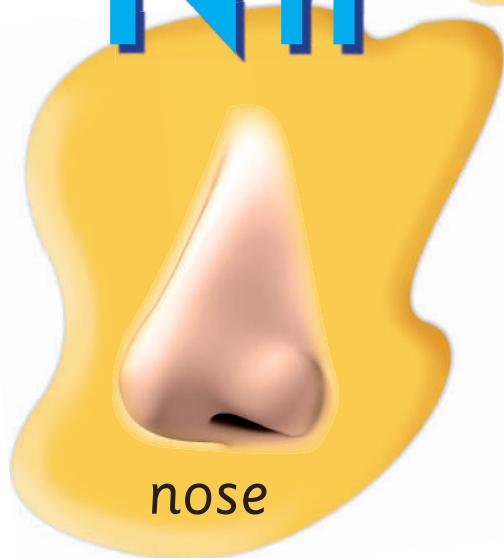
Alphabet M-O

1 Listen and say. 

M m



N n



O o



2 Listen and chant. 

Aa Bb Cc Dd Ee Ff Gg Hh Ii

Jj Kk Ll **Mm** **Nn** **Oo**



mother



father



brother



sister

1 Listen and say. 

Lesson Link



www.iem.edu.sa

My family

This is my mother.

This is my father.

How are you?

Fine, thank you.

This is my sister.

This is my brother.

How are you?

Fine, thank you.

How are you?

Fine, and you?

a

b

1

d

c

2 Listen and number (1-4). 

3

Smart kids

1 Look and listen. 



me



grandmother



grandfather



friend



teacher



Lesson Link



www.iem.edu.sa



Who's that?
That's my grandmother.

Who's = Who is



2 Listen and tick (✓). 



a	<input checked="" type="checkbox"/>
---	-------------------------------------



b	<input type="checkbox"/>
---	--------------------------



a	<input type="checkbox"/>
---	--------------------------



b	<input type="checkbox"/>
---	--------------------------



a	<input type="checkbox"/>
---	--------------------------



b	<input type="checkbox"/>
---	--------------------------



a	<input type="checkbox"/>
---	--------------------------



b	<input type="checkbox"/>
---	--------------------------

3 Ask and answer. 

Who's that?

That's my friend.



3

Our world

Lesson Link



www.iem.edu.sa



bird



turtle



fish



rabbit

1

Look and listen.



MY PET



I'm May.
This is my turtle.



I'm Tom.
This is my bird.



I'm Ali.
This is my rabbit.

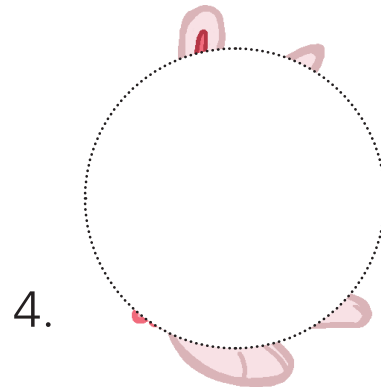
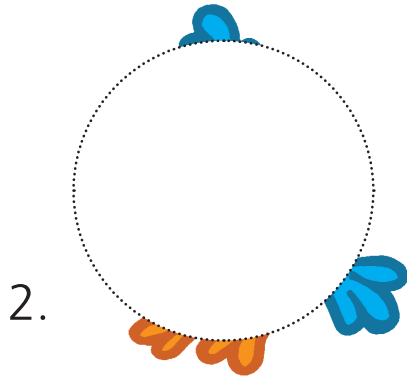




I'm Fatima.
This is my fish.

This is my fish.



2 Find and stick. Then listen and point. 



3 Draw and say. 

This is my rabbit,
Fluffy.



3

Let's play

Is that your rabbit? $\left\{ \begin{array}{l} \text{Yes, it is.} \\ \text{No, it isn't.} \end{array} \right.$

isn't = is not

1 Look and listen. 



2 Guess.

Is that your cat?



Yes, it is.





Alphabet P-R

1 Listen and say. 



2 Listen and chant. 


Aa Bb Cc Dd Ee Ff Gg Hh Ii Jj
Kk Ll Mm Nn Oo Pp Qq Rr


3 Story time



The Big Race

1 Look and listen.





That's my grandfather.
That's my grandmother.



3



And this is my
family.

4

Revision 3

Lesson Link



www.iem.edu.sa

1 Listen and circle. 



Yes No



Yes No



Yes No



Yes No



Yes No



Yes No



Project

Lesson Link



www.iem.edu.sa

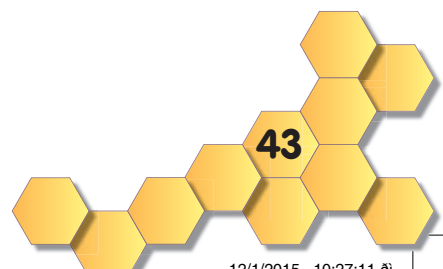
1 Make a family album.



2 Show and tell.

This is my mother.

This is my father.



Alphabet revision M-R



1 Listen and chant.

Aa Bb Cc Dd Ee Ff Gg
 Hh Ii Jj Kk Ll **Mm** **Nn**
 Oo **Pp** **Qq** **Rr**

2 Listen and circle.

Nn

Mm

Oo

Qq

Rr

Pp

Pp

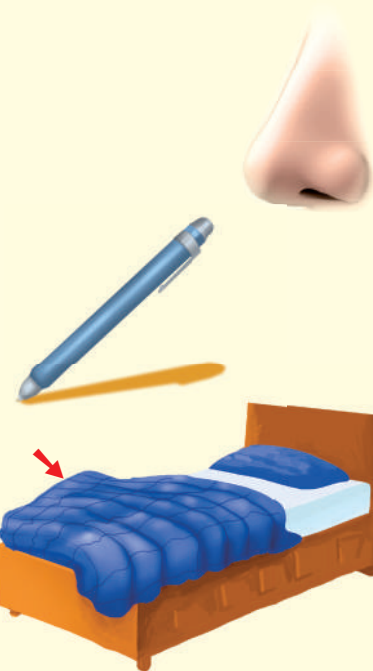
Mm

Qq

3 Look and circle the words in the grid.



M	Q	U	I	L	T
O	R	A	N	G	E
T	E	K	O	C	F
H	D	A	S	D	G
E	B	P	E	N	I
R	J	L	H	K	O






My family

1 Look and listen. 




Hi! My name is Omar.
This is my family.



Hello! My name is Tom.
This is my family.

2 Draw and write about your family.



Hello! My name is _____

This is my _____

4

You and me

Lesson Link



www.ien.edu.sa

Alphabet S-U

1 Listen and say.

Ss



Tt



Uu



2 Listen and chant.

Aa Bb Cc Dd Ee Ff Gg Hh Ii Jj
Kk Ll Mm Nn Oo Pp Qq Rr **Ss**

Tt Uu



11 12 13 14 15

eleven twelve thirteen fourteen fifteen

1 Listen and say. 



2 Listen and write. 



1. I'm 15.



2. I'm _____.



3. I'm _____.



4. I'm _____.

4

Smart kids

1 Look and listen. 



Are you thirsty? < Yes, I am.
No, I'm not.

I'm = I am



2 Listen and circle. 

1.



Yes No

3.



Yes No

2.



Yes No

4.



Yes No

3 Act out. 

Are you sad?



Yes, I am.



4

Comic

Lesson Link



www.iem.edu.sa



big



small



fat



thin

1

Look and listen.



TOY SHOP

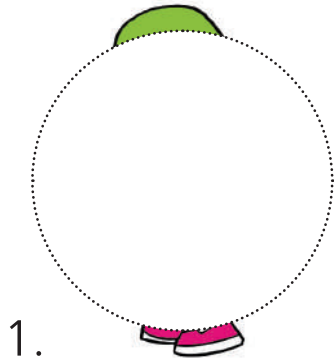


He's thin.
She's fat.
It's small.


He's = He is
She's = She is
It's = It is



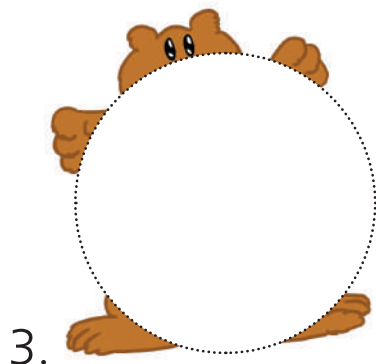
2 Find and stick. Then listen and point. 



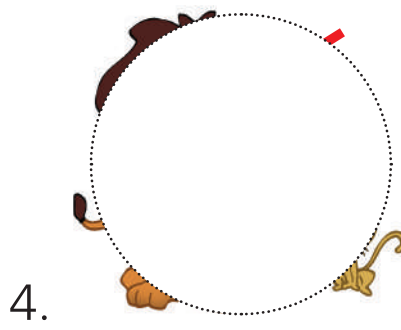
She's thin.



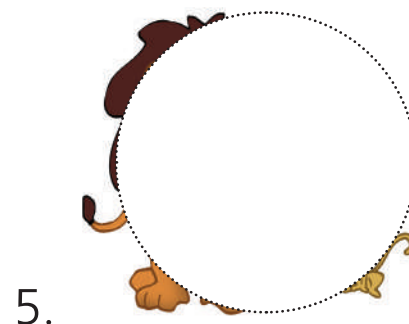
He's happy.



It's fat.



It's big.



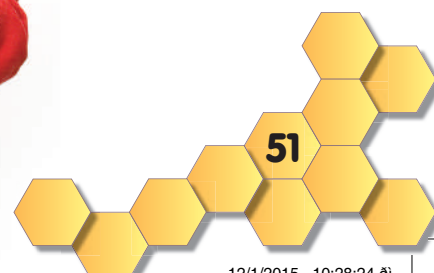
It's small.

3 Draw and say. 

It's fat.



He's thin.



4

Let's play



boy



girl



short




tall

Is he tall? < Yes, he is.
No, he isn't.

Is she short? < Yes, she is.
No, she isn't.

isn't = is not

1 Look and listen.



2 Look and listen. Then play. Use the cut-outs on page 123.

Boy or girl?

Is he short?

Is he thin?

Is he Jim?

Boy.

Yes, he is.

Yes, he is.

Yes, he is.



Alphabet V-Z

1 Listen and say. 

Vv



van

Ww



whale

Xx



fox

Yy



yo-yo

Zz



zoo

2 Listen and chant. 

Aa Bb Cc Dd Ee Ff Gg Hh Ii

Jj Kk Ll Mm Nn Oo Pp Qq Rr

Ss Tt Uu Vv Ww Xx Yy Zz

4

Story time


Lesson Link



www.ien.edu.sa

Happy Friends

1 Look and listen.





... 11, 12, 13, 14, 15 fish!



Mmm.

3



Ah! I'm happy now.

I'm happy, too!
Thanks, Ellie.

4

Revision 4

Lesson Link



www.iem.edu.sa

1 Listen and circle.



Yes

No



Yes

No



Yes

No




Yes

No



Yes

No



Yes

No



Yes

No



Yes

No



Lesson Link




www.iem.edu.sa

1 Make a stick and clay figure.



2 Show and tell.

She's happy.



Alphabet revision S-Z



1 Listen and chant.

Aa Bb Cc Dd Ee Ff Gg Hh Ii
 Jj Kk Ll Mm Nn Oo Pp Qq Rr
 Ss Tt Uu Vv Ww Xx Yy Zz

2 Listen and circle.

Tt Vv
Yy

Ss Zz
Xx

Uu Ww
Ss

3 Complete.



f ox



__ a __



__ hal __



__ a __ l



__ o-y __



__ __ n



__ o __



__ mb __ el __ a

smart Time 4

Lesson Link



www.iem.edu.sa

Hungry or thirsty?

1 Look and listen. 



I'm thirsty.
This is Laban.



I'm hungry. Look!
Noodles with chicken.

2 Look and match.



Picture Dictionary

Colours



red blue yellow green

Food



apple egg jam lollipop orange

School



pencil



book



ruler



pen



teacher



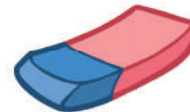
desk



chair



computer



rubber



bag

Family and friends



mother



father



brother



sister



me



grandmother



grandfather



friend

Adjectives



hungry



thirsty



happy



sad



short



tall



big



small



fat



thin

Animals



fish



bird



rabbit




cat



duck



whale



fox



turtle

Numbers

1

one

2

two

3

three

4

four

5

five

6

six

7

seven

8

eight

9

nine

10

ten

11

eleven

12

twelve

13

thirteen

14

fourteen

15

fifteen

Various



hat



ink



kite



nose



quilt



umbrella



van



yo-yo



zoo



boy



girl

الحد الأدنى	By the end of grade four and with within the assigned structure and vocabulary students will be able to	الفصل الدراسي الأول		الفصل الدراسي الثاني		الرمز
		الفترة الأولى	الفترة الثانية	الفترة الثالثة	الفترة الرابعة	
X	Recognize and produce the sounds of the English alphabet.	√	√			١/٧/٤
X	Recognize short and only some long vowels: {long /a/ as in "cake", long /e/ as in "sea", long /o/ as in "nose", and long /i/ as " kite"}.				√	٢/٧/٤
X	Recognize and differentiate between some English letters (b & p), (f & v).			√		٣/٧/٤
	Recognize and produce only some English digraphs such as, (th, sh, ch).			√		٤/٧/٤
X	Recognize and match sounds to letters.	√	√	√	√	٥/٧/٤
X	Participate verbally and non-verbally in short simple activities: greeting (1), giving and receiving commands and instructions (2),(3).	(1) √		(2, 3) √	(2, 3) √	٦/٧/٤
X	Recognize intonation patterns of statements and questions.	√	√	√	√	٧/٧/٤
X	Ask and respond to simple assigned sentences in present tense form with the verb (like) using first and second person singular and in affirmative, negative and interrogative statements and (Yes/No questions).				√	٨/٧/٤
X	Ask and respond to basic questions about personal information using the verb to be (am, is, are),(have got) and wh. questions (what, where, who, how).	√	√	√	√	٩/٧/٤
X	Recognize and use indefinite articles (a, an) using (this and that).	√	√			١٠/٧/٤
X	Recognize and apply regular plural formation using (these and those).			√		١١/٧/٤
X	Recognize and apply subjective pronouns correctly (I, You, He, She, It, We, They).	√	√	√		١٢/٧/٤
	Recognize prepositions of place (in, on)			√		١٣/٧/٤
	Talk about feelings in simple and short sentences.		√			١٤/٧/٤
X	Identify main colours (red, blue, green, black, white, yellow. brown)	√		√		١٥/٧/٤
X	Identify and talk about classroom objects which are assigned in the book.	√				١٦/٧/٤
	Identify and talk about family members and possession using two possessive adjectives: (my, your)	√	√			١٧/٧/٤
	Identify and talk about food, animals, clothes.		√	√	√	١٨/٧/٤
	Talk about likes and dislikes.				√	١٩/٧/٤
	Be willing to listen to short digital and recoded materials.	√	√	√	√	٢٠/٧/٤
X	Utter simple words and numbers (cardinal numbers 1-19).	√	√		√	٢١/٧/٤
	Read and count numbers in tens (10-100).				√	٢٢/٧/٤
X	Read aloud simple words and sentences.			√	√	٢٣/٧/٤
X	Read and match words to photos/drawings.	√	√	√	√	٢٤/٧/٤
X	Read and comprehend simple short sentences.			√	√	٢٥/٧/٤
X	Spell some simple sight words correctly.			√	√	٢٦/٧/٤
	Be willing to read simple short illustrated stories.			√	√	٢٧/٧/٤
X	Recognize and apply the directionality in writing English (e.g. left/right, top / bottom).	√				٢٨/٧/٤
X	Use lined paper correctly with headline, midline, and baseline.	√				٢٩/٧/٤
X	Copy words, numbers and simple short sentences.			√	√	٣٠/٧/٤
X	Write upper/lower case letters correctly.	√	√			٣١/٧/٤
X	Use appropriate spacing between words and sentences.	√				٣٢/٧/٤
	Write guided short answers to written questions.			√	√	٣٣/٧/٤
X	Do controlled writing such as supplying missing letters and words.	√	√	√	√	٣٤/٧/٤
X	Recognize and apply the punctuation and capitalization assigned for this grade: (capitalizing the beginning of names, sentences, questions and the use of the full stop and question mark).			√	√	٣٥/٧/٤

Workbook






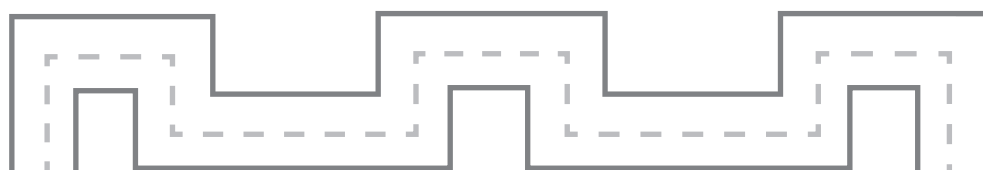

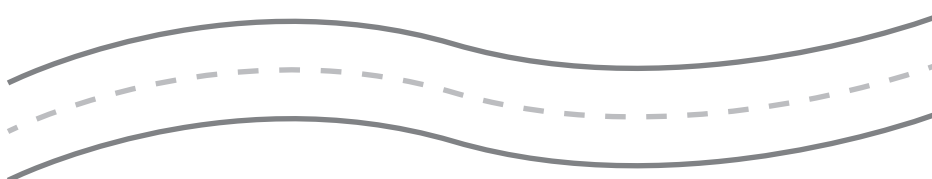
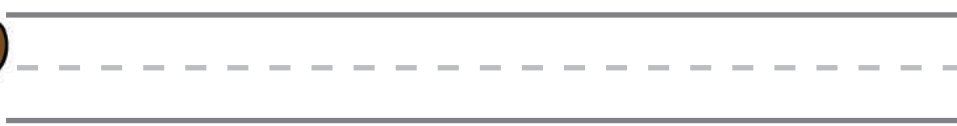
1 Hello!

Draw lines

Name


Class

1 Trace the lines from left to right.




Name

Class



2 Draw lines from left to right.


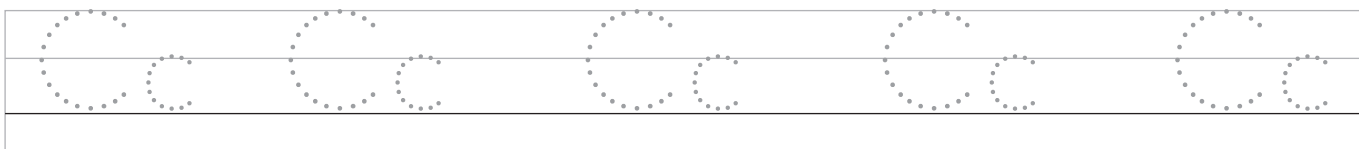


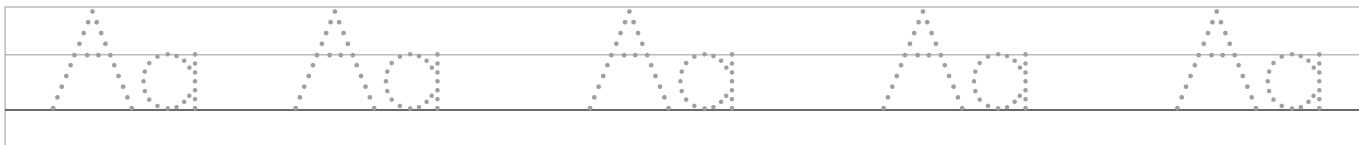


Name

Class

Alphabet A-C


1 Trace and copy.



Name _____
 Class _____



2 Listen and say. Then circle. 



(a) b



a b




c b

3 Match and colour.

A **B** **C**

c a b




4 Look and match.



cat

apple

book



5 Circle.

A	B	C	(A)	C	(A)
B	A	B	C	B	B
C	A	C	B	A	C

a	b	a	c	a	a
b	b	b	a	a	c
c	c	a	c	a	c



Name	
Class	



A chant



1 Listen and match. Then colour. 

1. Hello, I'm Buzz.

2. Goodbye.



2 Draw or stick a picture of yourself. Then write.

Hello, I'm _____.

Name

Class



Smart kids

1 Trace. Then listen and number (1-2). 

1. Goodbye, Hassan. 2. Hello! I'm Hassan.
Hassan. What's your name?
Bye, John. My name's John.





Name

Class

Numbers

1 Trace and write the numbers.

1 1 1 1 1 1

1

2 2 2 2 2 2

2

3 3 3 3 3 3

3

4 4 4 4 4 4

4

5 5 5 5 5 5

5










Name

Class



Numbers





Comic

Name	
Class	


2 Trace. Then count and write.



a.

three

3



d.

five



b.

nine



e.

six



c.

seven



f.


ten


Name	
Class	





Let's play

1 Find and colour. Then count and write.









Name

Class

1 Trace and copy.

Dd Dd Dd Dd Dd

Dd

Ee Ee Ee Ee Ee

Ee

Ff Ff Ff Ff Ff

Ff

Name _____
 Class _____



2 Listen and say. Then circle. 



e (d)



e f




d f

3 Write.

D d , E _____ , F _____

4 Look and match.

fish



duck



egg



Name

Class

1

Story time

1 Count, match and say.

1



3



9




8

2



6



5



7

4



10



2 Do you like the story? Choose and colour.




Name

Class



Revision

1 Colour the dots. Find the numbers and say.





Project

Name	
Class	




1 Listen and say. Then colour. 

What's your name?

Hello, hello
What's your name?

Hello, I'm Hassan.
What's your name?

Hi, Hassan.
My name's John.



Goodbye, goodbye.











Goodbye, Hassan.
Bye, John.

Name





Class



1 Count from 1 to 10.

 one
 two
 three
 four
 five
 six
 seven
 eight
 nine
 ten

2 Say.

 Hello
 Goodbye
 Hassan
 John

3 Say.



Hello. I'm Buzz the Bee.



What's your name?
My name's John.



Goodbye, Hassan.
Bye, John.





Name	
Class	

Alphabet G-I

1 Trace and copy.

Gg Gg Gg Gg Gg

Gg

Hh Hh Hh Hh Hh

Hh

Ii Ii Ii Ii Ii

Ii

Name _____
 Class _____



2 Listen and say. Then circle. 



h g




h i

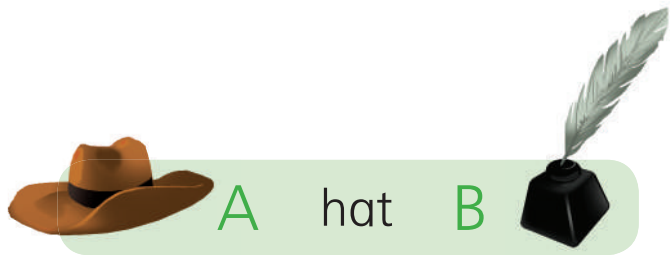


g i

3 Look and match.



4 Circle A or B.



2

A chant

Name _____

Class _____

1 Colour.



Name

Class

2

Smart kids


1 Find, colour and say.



It's a book.
It's red.



$$1 + 3 =$$



2

Comic

Name _____

Class _____

1 Listen and tick (✓). 



What's that?



1.



a




b

2.



a

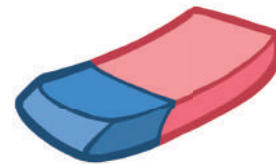


b

3.



a



b

4.



a



b

Name _____
 Class _____



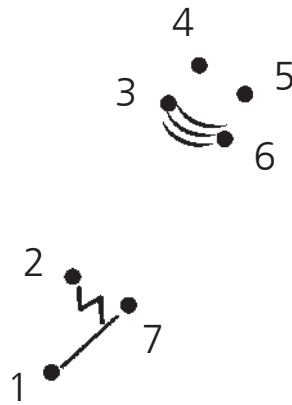
Let's play

1 Connect the dots and answer the questions.

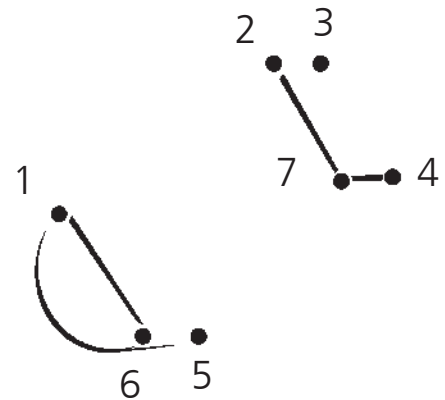


Yes, it is.
 No, it isn't.

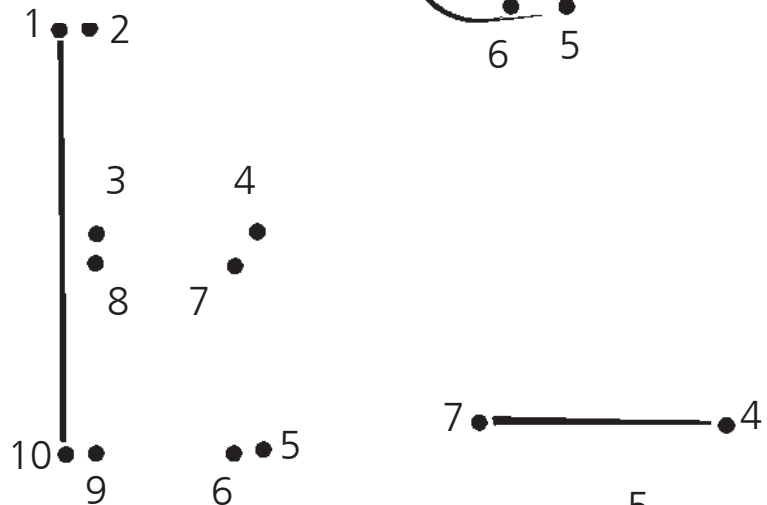
1. Is it a pencil?



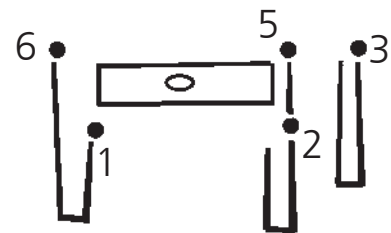
2. Is it a rubber?



3. Is it a computer?



4. Is it a chair?


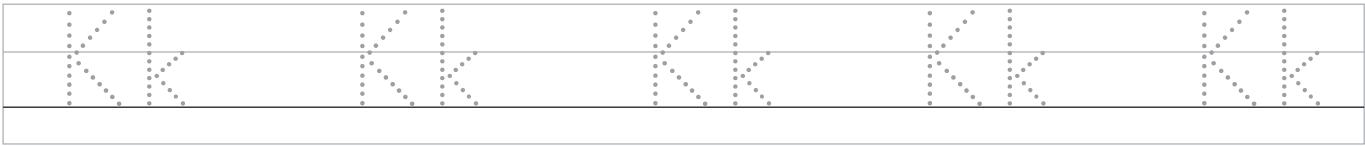

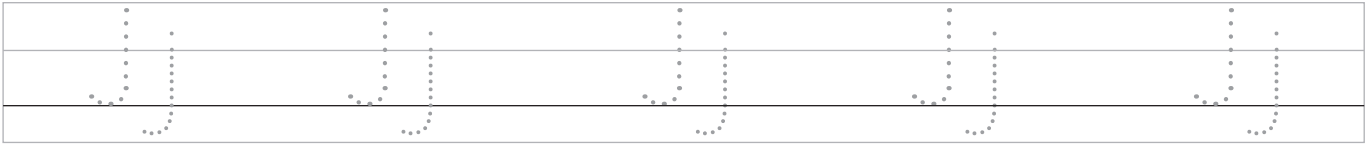




Name	
Class	

Alphabet J-L

1 Trace and copy.



Name _____
 Class _____



2 Listen and say. Then circle. 



j k



j k



l j

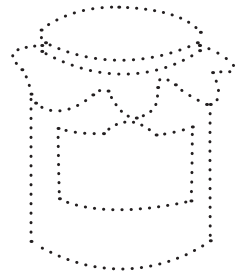
3 Circle.

a J j
 j b

k j
 k K b

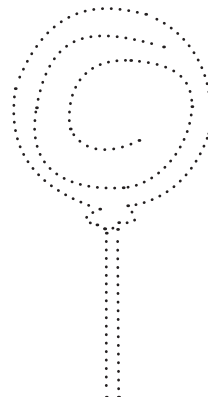

e l
 l L g

4 Trace and tick (✓).



jam
 kite 1

kite
 lollipop 2



jam
 lollipop 3

2

Story time

Name

Class

1 Listen and number (1-4).



a



c 1




b



d

2 Do you like the story? Choose and colour.



Name

Class

2

Revision

1 Play.



What's this?

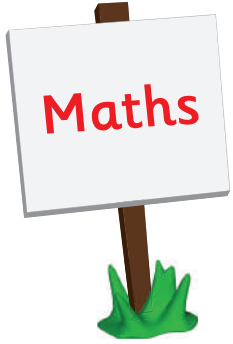
It's a chair.

What colour is it?

It's red and blue.





Name _____
Class _____



1 Look, draw and colour.


1.  _____

2.  _____

3.  _____

4.  _____

5.  _____

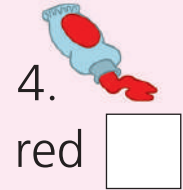

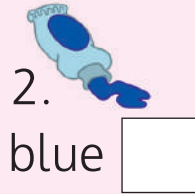
6.  _____

Name

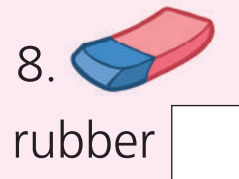





Class





1 Say the colours.



2 Say the classroom objects.



3 Say.



4 Say.



What colour is it?
Blue.



What's this?
It's a pencil.



What's that?
It's a rubber.



Is it a computer?
Yes, it is.



3

Family and friends

Name	
Class	

Alphabet M-0

1 Trace and copy.

Mm Mm Mm Mm Mm

M m

Nn Nn Nn Nn Nn

N n

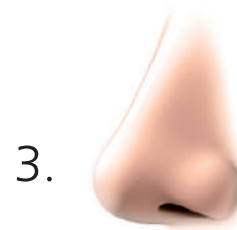
Oo Oo Oo Oo Oo

O o

Name _____
 Class _____



2 Listen and say. Then match.



n o m

3 Trace and match.

M N O

o m n

4 Write the letters in the correct order.

O, M, N _____

n, o, m _____

5 Choose and write.

m n o



___ range



___ other



___ ose




3 A chant




Name	
Class	




This is my father.






1 Look and match. Then say and colour.

1.   

2.   

3.   

4.   

Name	
Class	



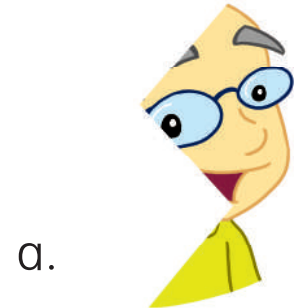
Smart kids

1 Match. Then ask and answer.

Who's that?



That's my grandmother.







3 Our world


Name _____
 Class _____

It's a turtle. It's yellow and green.



1 Colour. Then point and say.

- 1. 
red
- 2. 
blue
- 3. 
green
- 4. 
yellow



Name _____
Class _____




Let's play

1 Listen and circle. 



Fay



1.

Yes No



2.

Yes No



3.

Yes No



4.

Yes No



Name	
Class	

Alphabet P-R

1 Trace and copy.

Pp Pp Pp Pp Pp

Pp

Qq Qq Qq Qq Qq

Qq

Rr Rr Rr Rr Rr

Rr

Name _____
 Class _____



2 Listen and say. Then match. 



p

q

r

3 Look and write.



___en



___ed



___uilt

4 Look and circle.

P p q r l p

Q r a q b q

R c r e r g

5 Look and match.

Q R P

r p q



3

Story time

Name _____

Class _____

1 Listen and trace. 


Fine, thank you.



That's my mother, my father and my brother.



2 Do you like the story? Choose and colour.



Name _____

Class _____

3

Revision



1 Listen and tick (✓). 



a	<input type="checkbox"/>
---	--------------------------



b	<input type="checkbox"/>
---	--------------------------



a	<input type="checkbox"/>
---	--------------------------



b	<input type="checkbox"/>
---	--------------------------



a	<input type="checkbox"/>
---	--------------------------



b	<input type="checkbox"/>
---	--------------------------



a	<input type="checkbox"/>
---	--------------------------



b	<input type="checkbox"/>
---	--------------------------

2 Trace.

Is that your rabbit?

Yes, it is.

Is that your cat?

No, it isn't.



3

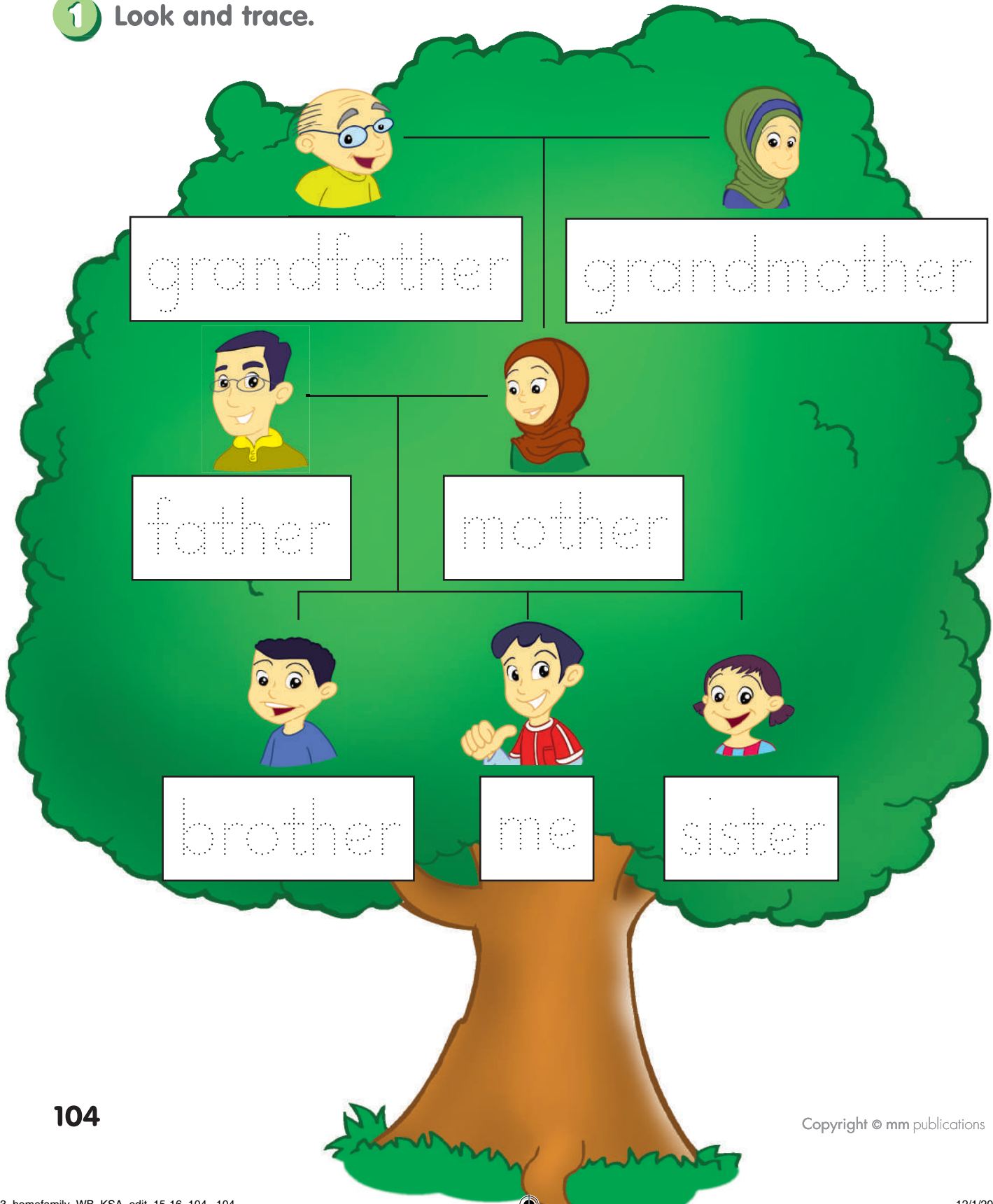
Project

Name

Class

Social
Studies

1 Look and trace.



Name

Class



1 Say the family members.



1. father



2. mother



3. brother



4. sister



5. grandfather



6. grandmother


2 Say the pets.



1. rabbit



2. bird



3. turtle



4. fish

3 Say.



me



friend



teacher

4 Say.



This is my sister.



Who's that?
That's my grandmother.



Is that your fish?
Yes, it is.

4 You and me

Name

Class

Alphabet S-U

1 Trace and copy.

Ss Ss Ss Ss Ss

Ss

Tt Tt Tt Tt Tt

Tt

Uu Uu Uu Uu Uu

Uu

Name _____
 Class _____




2 Listen and say. Then match. 



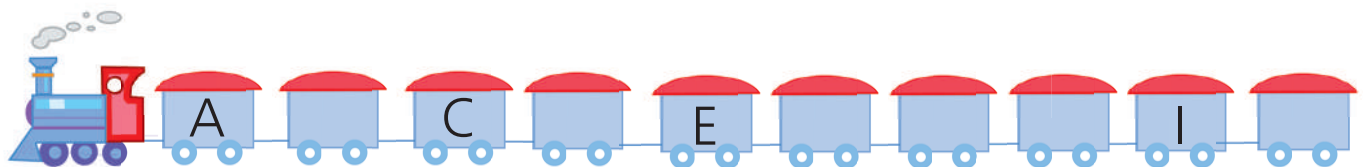
3.

u t s

3 Match.



4 Complete.



A chant

Name _____

Class _____

1 Trace and match.

13

twelve

11

eleven

fourteen

12

15

thirteen

14

fifteen

2 Read and colour.


thirteen



eleven




fourteen



twelve



fifteen



Name _____
 Class _____




Smart kids


1 Listen and tick (✓). 




1.  a

 b


2.  a

 b

3.  a

 b

4.  a

 b

4

Comic

Name _____

Class _____

1 Trace. Then listen and match. 

1. She's fat.

2. She's thin.

3. He's happy.

4. It's big.

5. It's small.



a.



b.



c.



d.



e.



Name _____
 Class _____



1 Listen and tick (✓). 



Yes, he is.
 No, he isn't.



Yes, she is.
 No, she isn't.



Yes, he is.
 No, he isn't.




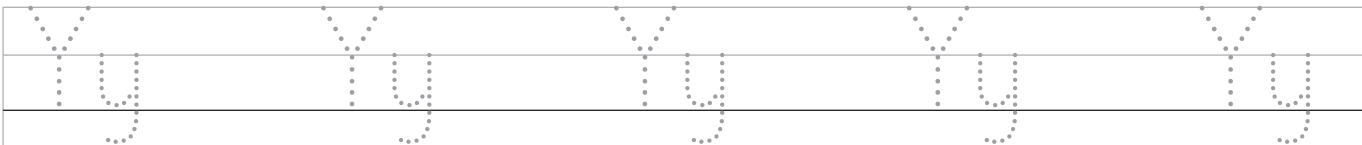

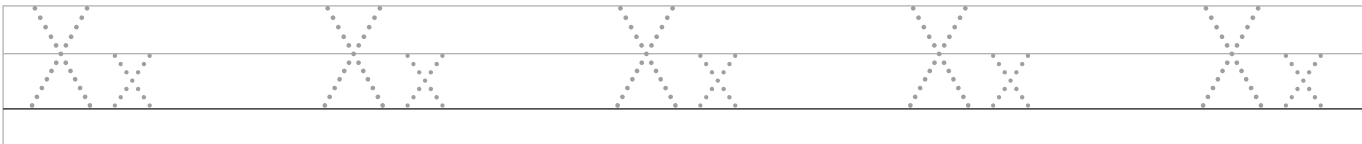

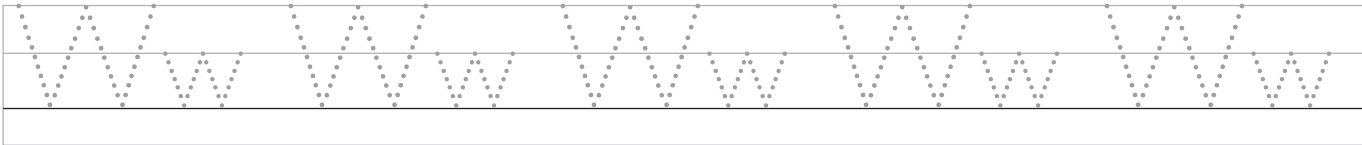

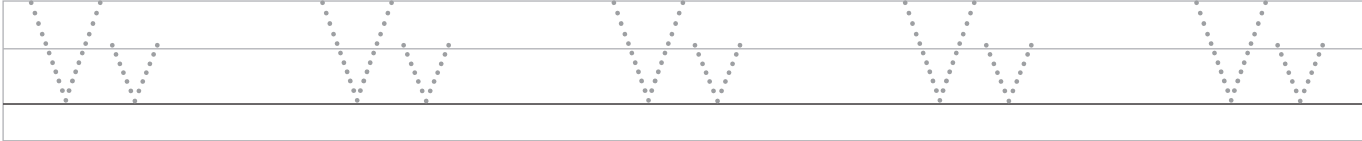
Yes, he is.
 No, he isn't.




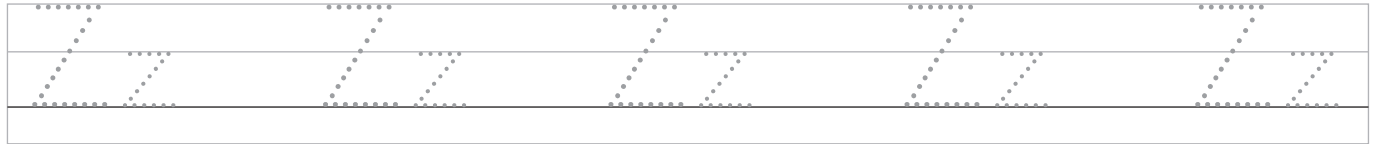
Name	
Class	

Alphabet V-Z






1 Trace and copy.



Name _____
 Class _____




2 Listen and say. Then circle. 

1. 	2. 	3. 	4. 	5. 
u w z	y v u	u v y	x w z	z x v

3 Circle and match.

w h a l e z o o f o x v a n y o - y o




4

Story time

Name _____

Class _____

1 Count to find the way. Then say.



2 Do you like the story? Choose and colour.



Name

Class

4

Revision

1 Listen and match.

1. How old are you?
I'm eleven.

2. Are you hungry?
Yes, I am.

3. Are you happy?
Yes, I am.



a.




b.



c.



2 Look at the picture, find the numbers and colour. Then say.



Name

Class

English



1 Listen and match. Then say and do. 




If you're happy...

If you're happy, clap your hands!
If you're happy, clap your hands!



If you're sad, cry boohoo!
If you're sad, cry boohoo!



If you're hungry, say I am!
If you're hungry, say I am!

Name

Class



1 Count from 11 to 15.

11

12

13

14

15

eleven twelve thirteen fourteen fifteen

2 Say the adjectives.

1. thirsty

2. hungry

3. happy

4. sad

5. big

6. small

7. thin

8. fat

9. short

10. tall


3 Say.

boy

4 Say.



How old are you?
I'm ten.



It's big.

girl



Are you hungry?
Yes, I am.



Is she happy?
No, she isn't.



Board game

Use a rubber  to play the game.


START

What's your name?


Say the numbers 1, 2, 3, 4, 5

Go forward 1 space

What colour is it?




What's this?




Say the numbers 6, 7, 8, 9, 10

How old are you?

Is it thin?




Is he happy?





Is it a rubber?



Are you hungry?



What colour is it?



Is she thirsty?



Miss a turn

What's this?



What's this?



Say the numbers
11, 12, 13,
14, 15

Who's that?
That's my _____.




FINISH

Cut-outs

Cut-outs 1

Project






Cut-outs 4

Let's play

Sue



Andy



Greg



Pat



Jim



Taleen



Fatima



Bob





Stickers

