

Family and Friends 1

Class Book



Naomi Simmons

OXFORD
UNIVERSITY PRESS

Scope and sequence



Starter: Hello!

4

Hello. Goodbye. How are you? I'm fine, thank you. What's your name? My name's ...
How old are you? I'm ... Numbers 1–10 Days of the week Colours of the rainbow

		Words	Grammar	Phonics	Skills
1 What's this?	8	School things	What's this? It's a pen.	Initial sounds: <i>a b c d</i> Aa: apple Bb: bird Cc: cat Dd: dog	Reading: a description Listening: identifying objects Speaking: What's this? It's ... Writing: counting words in a sentence, writing about my school things (Workbook)
2 Playtime!	14	Toys	my / your Is this your teddy? Yes, it is. No, it isn't.	Initial sounds: <i>e f g h</i> Ee: egg Ff: fig Gg: goat Hh: hat	R: a poem: 'My favourite things' L: identifying favourite things S: What's your favourite ...? W: dividing sentences into words, writing about my favourite toys (WB)
3 This is my nose!	20	My body	arm / arms This is ... These are ...	Initial sounds: <i>i j k l</i> Ii: ink Jj: jam Kk: kite Ll: lion	R: instructions L: identifying different animals S: describing an animal's features W: identifying full sentences, writing about my body (WB)
Review 1	26				
4 He's a hero!	28	Jobs	She's / He's a teacher. Is she / he a teacher? Yes, she is. No, he isn't.	Initial sounds: <i>m n o p</i> Mm: mum Nn: nurse Oo: orange Pp: pen	R: an autobiography L: identifying people by their jobs S: Is he a doctor? W: capital letters and full stops, writing about my family (WB)
5 Where's the ball?	34	The park	Where's the ball? in / on / under	Initial sounds: <i>q r s t u</i> Qq: queen Rr: rabbit Ss: sofa Tt: teddy Uu: umbrella	R: a puzzle text L: identifying objects by location S: Where's the kite? W: capital letters at the start of names, writing about the park (WB)
6 Billy's teddy!	40	My family	Possessive 's	Initial sounds: <i>v w x y z</i> Vv: van Ww: window Xx: box Yy: yo-yo Zz: zebra	R: a caption story L: distinguishing details S: Who's this? W: question marks, writing about my family's things (WB)
Review 2	46				

		Words	Grammar	Phonics	Skills	
7	Are these his trousers?	48	My clothes	<i>This is her / his T-shirt. Are these his socks? Yes, they are. No, they aren't.</i>	The alphabet: the alphabet letter names and their sequence	R: a caption story L: identifying clothes S: <i>What colour are these trousers?</i> W: contractions: 's, writing about my favourite clothes (WB)
8	Where's Grandma?	54	My house	<i>Is she in the kitchen? Yes, she is. No, she isn't. Where are Dad and Billy? Are they in the garden? No, they aren't.</i>	Digraphs: <i>sh</i> <i>shoes</i> <i>sheep</i> <i>fish</i>	R: information on a webpage L: listening for location S: <i>Where are the bedrooms?</i> W: identifying vowels, writing about my home (WB)
9	Lunchtime!	60	My lunch box	<i>I've got two sandwiches. I haven't got my lunch box. an apple (an + a, e, i, o, u)</i>	Digraphs: <i>ch</i> <i>chair</i> <i>teacher</i> <i>chick</i>	R: information texts L: identifying key words S: <i>I've got a banana and a pear ...</i> W: using <i>a</i> and <i>an</i> , writing about my lunch box (WB)
Review 3		66				
10	A new friend!	68	My friends Shapes	<i>He / She's got ... He / She hasn't got ... It's got ... It hasn't got ...</i>	Digraphs: <i>th</i> <i>three</i> <i>bath</i> <i>teeth</i>	R: a descriptive letter L: identifying different friends S: <i>She's got blond hair. Who is it?</i> W: contractions: 's / 've, writing about my friend (WB)
11	I like monkeys!	74	The zoo	<i>I like monkeys. I don't like elephants. They're big. I'm little.</i>	CVC words: <i>a</i> <i>cat</i> <i>man</i> <i>fan</i>	R: a poem: 'What am I?' L: identifying preferences S: <i>It's got four legs. It's black and orange.</i> W: identifying adjectives, writing about animals I like (WB)
12	Dinnertime!	80	Food Drinks	<i>Do you like carrots? Yes, I do. No, I don't. What do you like? I like yogurt.</i>	CVC words: <i>e</i> <i>bed</i> <i>pen</i> <i>red</i>	R: information texts L: identifying food preferences S: <i>What do you like?</i> W: negative contractions: n't, writing about food I like (WB)
Review 4		86				
13	Tidy up!	88	My bedroom Numbers 11 – 20	<i>There's ... There are ...</i>	CVC words: <i>i</i> <i>bin</i> <i>fig</i> <i>tin</i>	R: a descriptive letter L: distinguishing details S: <i>Where are the shoes?</i> W: question marks and full stops, writing about my bedroom (WB)
14	Action Boy can run!	94	Verbs	<i>He can / can't fly. Can he talk? Yes, he can. No, he can't.</i>	CVC words: <i>o</i> <i>dog</i> <i>fox</i> <i>log</i>	R: descriptions L: identifying animals S: <i>It can run. It's brown and big.</i> W: contractions: can't, writing about what I can do (WB)
15	Let's play ball!	100	The beach	<i>Let's + verb</i>	CVC words: <i>u</i> <i>rug</i> <i>jug</i> <i>sum</i>	R: an information poster L: distinguishing details S: <i>Let's play ball!</i> W: identifying verbs, writing about the beach (WB)
Review 5		106				
Grammar reference		108				

Starter

Hello!

Lesson One

1 Listen, point and repeat. 🎧 01



Rosy



Tim



Billy



Miss Jones

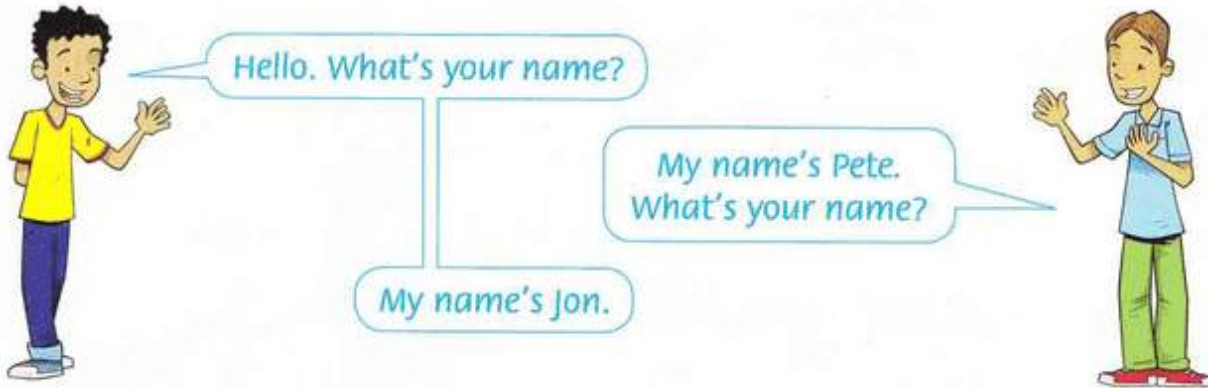
2 Listen and chant. 🎧 02

Hello, Rosy. Hello, Tim. Hello, everyone.
Hello, Billy and Miss Jones. Come and have some fun!

3 Listen and read. 🎧 03



- 1 Listen to the story again and repeat. Act.
- 2 Ask and answer.



- 3 Listen and sing your name. 04



Hello, hello!

Hello, hello,
How are you?
I'm fine, thank you.
I'm fine, thank you.

Hello, hello,
What's your name?

My name's _____.
That's my name.




Goodbye, goodbye,
Goodbye to you ...



Lesson Three

1 Listen, point and repeat. 🎧 05

2 Listen and tick (✓). 🎧 06




3 Look at the picture again. Point, ask and answer.

How old are you?

I'm seven.

4 Listen and point. Listen and chant. 🎧 07



1 Listen, point and repeat.  08



red



yellow



pink



green



purple




orange



blue

2 Listen and sing.  09

3 Sing and do.



Sing a rainbow!

Red and yellow,
And pink and green,
Purple and orange,
And blue.

I can sing a rainbow,
Sing a rainbow,
Sing a rainbow too.

4 Match.



orange

red

pink

purple

blue

green

yellow

1 What's this?

Lesson One Words

1 Listen, point and repeat. 🎧 10

2 Listen and chant. 🎧 11



pen



rubber



pencil



ruler



book

3 Listen and read. 🎧 12



1 Listen to the story again and repeat. Act.

2 Look and say.

Let's learn!



What's this?
It's a pen.

What's = What is
It's = It is

3 Write.



What's this?
It's a pen.



What's this?
It's a rubber.



What's this?
It's a pencil.




What's this?
It's a ruler.

4 Point, ask and answer.

pen pencil rubber ruler book

What's this?

It's a pencil.



Lesson Three Song

1 Listen, point and repeat. 13



bag



door



window

2 Listen and sing. 14

3 Sing and do.

Open the book!

What's this?
What's this?
It's a book.
Open the book.
Close the book.





What's this?
What's this?
It's a door ...

What's this?
What's this?
It's a bag ...

What's this?
What's this?
It's a window ...



1 Listen, point and repeat. 15


<p>Aa</p> <p>apple</p> 	<p>Bb</p> <p>bird</p> 	<p>Cc</p> <p>cat</p> 	<p>Dd</p> <p>dog</p> 
---	--	--	---

2 Listen and chant. 16


This is an apple, a, a, apple.
 This is a bird, b, b, bird.
 This is a cat, c, c, cat.
 This is a dog, d, d, dog.

3 Listen to the sounds and join the letters. 17


What has the dog got?




a	c	b	b	c	c	b
b	d	a	d	b	d	c




4 Read and circle the sounds a, b, c, d at the start of the words.



The cat likes birds.
 The dog likes apples.
 Here's the cat with the bird.
 Here's the dog with the apple.



Reading

- 1 Point to four school things. Say the words.
- 2 Listen and read.  18



1 My name's Emma.
This is my school bag.

2 This is my pencil case.
It's green.

3 And this is my pencil.

4 This is my blue pen.
And this is my pink pen.

5 Look at this! It's a rubber.


6 Can I see your bag?

3 Read again. Tick (✓) or cross (x).

1 pencil ✓
3 book X
5 door X

2 pen ✓
4 ruler X
6 rubber ✓

Listening

1 Listen and tick (✓) the correct picture.  19

1



2



3



4



Speaking

2 Open your bag. Ask and answer.



What's this?

It's a ruler.



Writing

3 Count the words in each sentence.

This is my bag. 4
 1 2 3 4

1 This is my pen. 4

2 Look at this. 3

3 Thank you. 2

4 Close the door. 3

5 This is a red pencil. 4

6 Open the window. 3


Complete the writing task on page 13 of the Workbook.



2

Playtime!

Lesson One Words

1 Listen, point and repeat.  20



doll



ball



teddy



puzzle



car

3 Listen and read.  22



1 Listen to the story again and repeat. Act.

2 Look and say.

Let's learn!



This is **my** bag.



This is **your** doll.



Is this your teddy?
No, it isn't.



Is this your teddy?
Yes, it is.

3 Write.

my **your**



This is your ball. This is my bag. This is your car. This is my puzzle.

4 Write.

Yes, it is. **No, it isn't.**



Lesson Three Song

1 Listen, point and repeat. 🎧 23



kite



bike



train

2 Listen and sing. 🎧 24

3 Sing and do.



Toys, toys, toys, toys!

Toys, toys, toys, toys,
Toys, toys, toys!

This is my big red kite,
My big red kite,
My big red kite.


This is my big red kite,
I love toys!

Toys, toys, toys, toys, ...

This is my big blue bike, ...

Toys, toys, toys, toys, ...

This is my big, green train, ...




1 Listen, point and repeat.  25



2 Listen and chant.  26

I've got an egg, e, e, egg.
 I've got a fig, f, f, fig.
 I've got a goat, g, g, goat.
 I've got a hat, h, h, hat.

3 Listen to the sounds and join the letters.  27

What has the goat got?



4 Read and circle the sounds e, f, g, h at the start of the words.




There's an egg with a yellow hat.
 Look, the goat's got a fig.
 The goat likes figs.



Answer with Under the word

Reading

- 1 Point to an animal and a toy. Say the words.
- 2 Read and listen to the poem.  28

My Favourite...



What's my favourite toy,
My favourite one of all?
Is it my train? Is it my car?
No, it's my **yellow** ball.

What's my favourite colour?
You may like it too.
Is it green? Is it red?
No, it's the colour **blue**.

What's my favourite animal?
It's furry and it's fat.
Is it a dog? Is it a goat?
No, it's a lovely **cat**.

Tom, age 7



- 3 Read again and write.



My favourite toy is a ball .
My favourite colour is blue .
My favourite animal is a cat .

Listening

1 Listen and match.  29

Speaking

2 Ask and answer about you.

What's your favourite toy?

It's a ...

What's your favourite colour?

It's ...

Writing

3 Circle the words.

This is my bike.

1 This | is | my | teddy.

2 This | is | your | car.

3 It's | your | red | bike.

4 It's | my | yellow | ball.

5 It's | my | bag.

6 Close | the | door.

Complete the writing task on page 19 of the Workbook.



3

This is my nose!

Lesson One Words

1 Listen, point and repeat. 🎧 30



arms



nose



face




legs



ears

3 Listen and read. 🎧 32



1 Listen to the story again and repeat. Act.

2 Look and say.

Let's learn!



one arm



two arms



These are my arms.



This is my nose.

3 Write.


This is These are



These are my legs.



These are my arms.



a This is my face.

b This is my nose.

c This is my ears.

4 Circle.



legs / leg



arm / arms




legs / leg



arms / arm

Lesson Three Song

1 Listen, point and repeat.  33



fingers



hands



eyes

2 Listen and sing.  34

3 Sing and do.

Ten fingers on my hands


Ten fingers on my hands,
On my hands.

Ten fingers on my hands,
On my hands.

Two eyes, one nose,
All on my face.

Ten fingers on my hands,
On my hands.



1 Listen, point and repeat.  35



2 Listen and chant.  36

Look at the ink, i, i, ink.
 Look at the jam, j, j, jam.
 Look at the kite, k, k, kite.
 Look at the lion, l, l, lion.

3 Listen to the sounds and join the letters.  37

What has the lion got?



4 Read and circle the sounds *i, j, k, l* at the start of the words.



The lion's got some jam.
 The lion's got some ink.
 Look! Here is a kite.
 Oops! The lion is a mess.

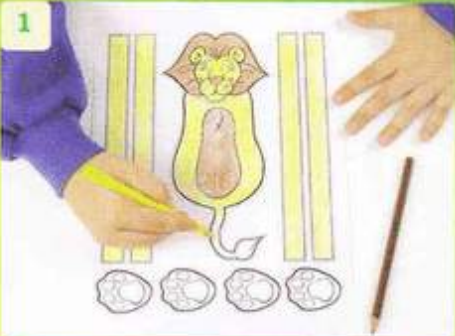


Reading

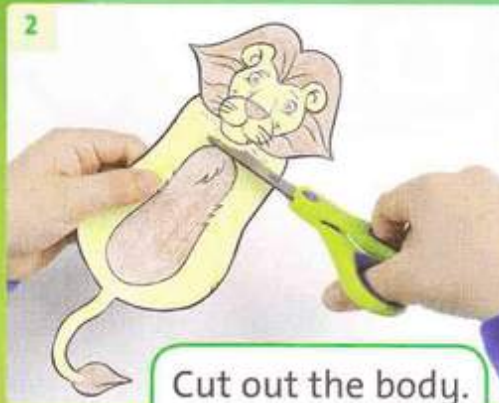
- 1 Point to parts of the body. Say the words.
- 2 Listen and read.  38



Hi. I'm Tom.
Let's make a paper lion!



1 Colour the face, the body and the legs. Then colour the paws and tail too.



2 Cut out the body.
Now cut the face.



3 Fold the tail.
Fold the face.



4 Cut out the four legs and paws. Fold the legs.



5 Stick the paws on the legs.
Stick the legs on the body.




6 Look! It's a lion.

- 3 Read again. Number the pictures in the correct order.



Listening

1 Listen and number.  39

Speaking

2 Look at the pictures again. Ask and answer.

It's brown. The eyes are green.
What is it?

It's a goat.

Writing

3 Circle each sentence. Then count.

I'm Tom. This is my paper toy. 2

This is my paper toy. It's a lion. Colour the face and the body. 3

Fold the face and the tail. Cut out the four legs. 2

Stick on the legs and the paws. 1

How many sentences? 8 total answer.

Complete the writing task on page 25 of the Workbook.




Review 1

1 Circle the odd-one-out. Write.

1




pencil



rubber



eight



ruler

eight

2



car



ears



train



teddy

ears

3



book



nose



hands



eyes

book

4



three



ten



two



bag

bag

5



ball



window



doll



kite

window

2 Match.

1 What's this?

c

2 What's your name?

e

3 How old are you?

a

4 Is it your pencil?

b

5 How are you?

d

a I'm ten.

b Yes, it is.

c It's a teddy.

d I'm fine, thank you.





e My name's Alex.

3 Write.

This is These are your my



4 Read and circle.

- | | | | | |
|---|---|-----------------|--------------------|----------------------|
| 1 |  | Is it a kite? | Yes, it is. | <u>No, it isn't.</u> |
| 2 |  | Is it a train? | <u>Yes, it is.</u> | No, it isn't. |
| 3 |  | Is it a ruler? | <u>Yes, it is.</u> | No, it isn't. |
| 4 |  | Is it a puzzle? | Yes, it is. | <u>No, it isn't.</u> |

5 Circle.



6 Read and colour.


My work in Units 1, 2 and 3 is

 **OK**   **Good**    **Excellent**

4

He's a hero!

Lesson One Words

1 Listen, point and repeat.  40



teacher



pupil



housewife




fireman



pilot

2 Listen and chant.  41

3 Listen and read.  42



1 Listen to the story again and repeat. Act.

2 Look and say.

Let's learn!



She's a housewife.



He's a pupil.



Is she a teacher?
No, she isn't.



Is he a teacher?
Yes, he is.

she's = she is
he's = he is

3 Write.

He's She's



She's a housewife.



He's a pilot.



He's a fireman.



She's a pupil.

4 Say and answer.

She's a housewife.

Number 3.



He's a fireman.



She's a student.



She's a housewife.



He's a teacher.




He's a pilot.



She's a teacher.

Is he a teacher? Yes, he is.

Lesson Three Song

1 Listen, point and repeat.  43



doctor



policeman



farmer

2 Listen and sing.  44

3 Sing and do.

Two kind doctors

Two kind doctors
Meet in a lane.
Hello, hello,
What's your name?

How are you?
How are you?
How are you, again?


Two kind policemen ...

Two kind farmers ...


Two kind teachers ...

Two kind pupils ...




1 Listen, point and repeat.  45




2 Listen and chant.  46

This is my mum, m, m, mum.
 This is my nurse, n, n, nurse.
 This is my orange, o, o, orange.
 This is my pen, p, p, pen.

3 Listen to the sounds and join the letters.  47

What has the nurse got?



4 Read and circle the sounds *m*, *n*, *o*, *p* at the start of the words.



M my mum is a n nurse.
 She's g o t a n o r a n g e a n d a p e n.
 She c a n e a t t h e o r a n g e.
 She c a n w r i t e w i t h t h e p e n.



Reading

1 Point to the jobs. Say the words.

2 Listen and read.  48



My name's Milly.
I'm seven.
This is my family.



This is my dad.
He's a fireman.



This is my mum.
She's a nurse.



This is my grandpa.
He's a doctor.



This is me with my
brother. His name's Joe.
He's ten. We're pupils.



We're a happy family.

3 Read again. Write Yes or No.

1 Is Dad a pilot?

No

2 Is Mum a nurse?

Yes.

3 Is Joe seven?

No.

4 Is Milly a pupil?

Yes.

Listening

1 Listen and number. 49



Speaking

2 Point, ask and answer. 1 *Is he a doctor?* *No, he isn't.*



... doctor?



... nurse?

Is she a nurse?
Yes, she is.



... pupil?

Is he a pupil?
Yes, he is.



... pilot?

Is he a pilot?
No, he isn't.



... teacher?

Is she a teacher?
No, she isn't.

Writing

3 Circle the capital letters and full stops.

This is my family.

1 We're pupils.

2 He's a farmer.

3 This is my mum.

4 She's a nurse.

5 We're a happy family.

6 This is my uncle.


Complete the writing task on page 33 of the Workbook.



5

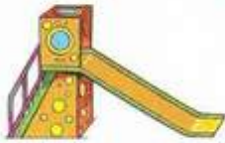
Where's the ball?

Lesson One Words

1 Listen, point and repeat.  50



seesaw



slide



net

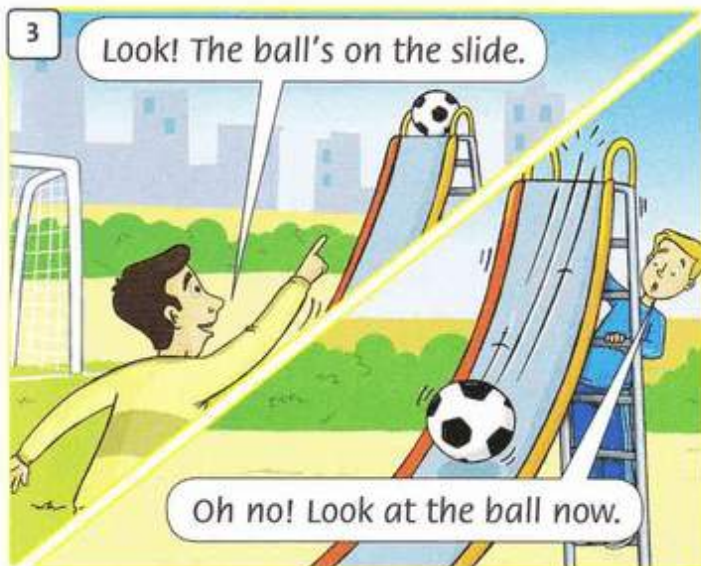


swing



tree

3 Listen and read.  52



- 1 Listen to the story again and repeat. Act.
- 2 Look and say.

Let's learn!



Where's the ball?
It's **in** the net.



Where's the ball?
It's **on** the slide.



Where's the ball?
It's **under** the seesaw.


Where's = Where is

3 Write.

in on under



It's under the tree.



It's on the seesaw.



It's under the swing.

4 Point, ask and answer.

Where's the ball?

It's under the tree.



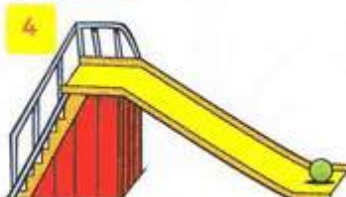
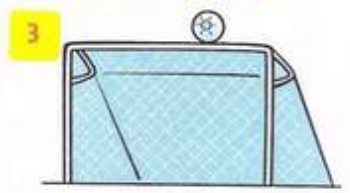
4. It's on the slide.

2. It's under the slide.



5. It's in the net.

3. It's on the net.



Lesson Three Song

1 Listen, point and repeat. 53



2 Listen and sing. 54

3 Sing and do.




At the park!


At the park,
It's so much fun.
For you, for me, for everyone!



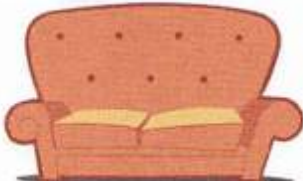


Play on the seesaw,
Play in the pool.
Eat an ice cream,
It's nice and cool.


Play with a frisbee,
Play with a ball.
Play on the slide,
It's fun for all.

At the park,
It's so much fun.
For you, for me, for everyone!




1 Listen, point and repeat.  55


<p>Qq</p> <p>queen</p> 	<p>Rr</p> <p>rabbit</p> 	<p>Ss</p> <p>sofa</p> 	<p>Tt</p> <p>teddy</p> 	<p>Uu</p> <p>umbrella</p> 
---	--	--	---	--

2 Listen and chant.  56

Where is the queen? Q, q, queen.
 Where is the rabbit? R, r, rabbit.
 Where is the sofa? S, s, sofa.
 Where is the teddy? T, t, teddy.
 Where is the umbrella? U, u, umbrella.

3 Listen to the sounds and join the letters.  57

What has the queen got?


	t	s	q	t	r	r	t	
	q	r	u	s	u	q	u	
	s	u	t	q	t	s	r	

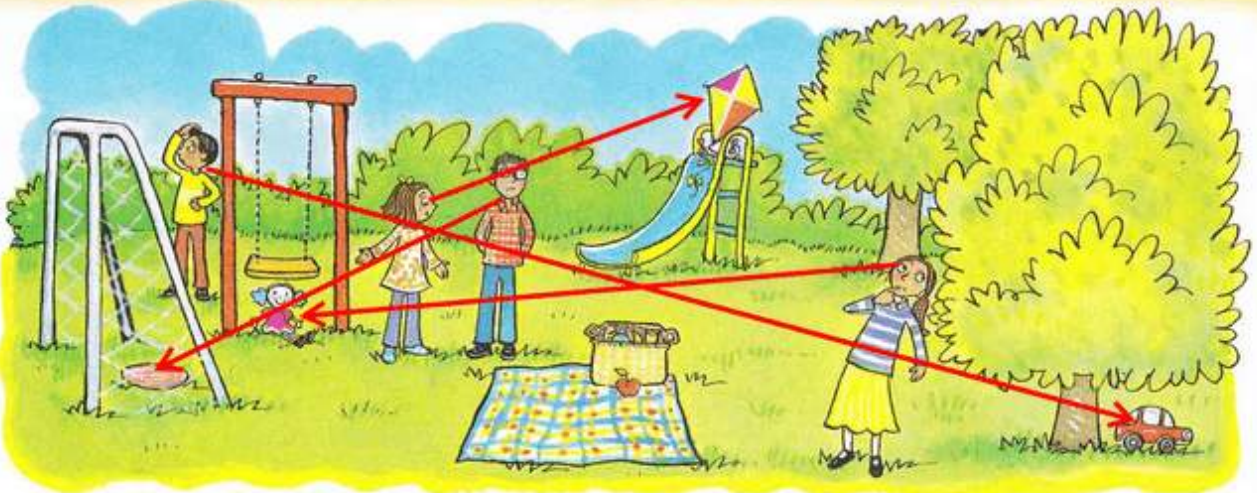
4 Read and circle the sounds q, r, s, t, u at the start of the words.

The queen is on the sofa.
 The queen has got a rabbit.
 The teddy is in on the sofa.
 The teddy has got an umbrella.





Reading


- 1 What can you see in the park? Point and say.
- 2 Listen, read and point.  58




Look! This is a park. Can you see the boys and girls in the park?
Where are their toys? Can you help?

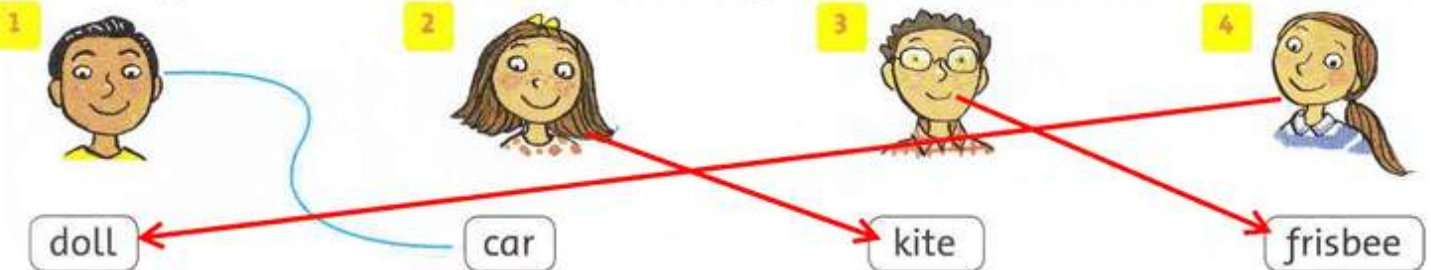
1  This is Toby.
His toy is under a tree.
What is it?

2  Her name is Sara.
Can you see her toy?
It is on the slide.


3  His name is Pete.
His toy is in the football net.
Can you see it?

4  This is Anna.
Her toy is under the swing.
What is it?

3 Read again. Match the children and toys.



Listening

1 Listen and number.  59

Speaking

2 Ask and answer. *Where's the girl?* *She's under the tree.*

Writing

3 Circle the capital letters at the start of the names.

This is Tim.1 My name's Rosy.2 This is Billy.3 Look at Billy and Rosy.4 Good try, Tim.5 Billy is two.6 Rosy and Tim are pupils.

Complete the writing task on page 39 of the Workbook.



6

Billy's teddy!

Lesson One Words

1 Listen, point and repeat. 🎧 60



mum



dad



sister



brother




grandma



grandpa

2 Listen and chant. 🎧 61

3 Listen and read. 🎧 62



1 Listen to the story again and repeat. Act.

2 Look and say.

Let's learn!














This is Mum's book.



This is Billy's teddy.

3 Follow and write.

1 	Mum		 It's <u>Rosy's</u> kite.
2 	Dad		It's <u>Mum's</u> book.
3 	Rosy		It's <u>grandma's</u> umbrella.
4 	Grandma		It's <u>grandpa's</u> pen.
5 	Grandpa		It's <u>dad's</u> bag.

Lesson Three Song

1 Listen, point and repeat. 63



Here are more people
in my family.



aunt



uncle



cousin

2 Listen and sing. 64

3 Sing and do.

In my family


In my family,
In my family,
Lots of love,
For you and for me.

Mum and dad,
Sister and brother,
Grandma and grandpa,
Not like any other.

Aunt and uncle,
And cousins too,
My family helps me,
My family helps you.

In my family, ...

1 Listen, point and repeat. 65



2 Listen and chant. 66

Here is a van, v, v, van.
 Here is a window, w, w, window.
 Here is a box, x, x, box.
 Here is a yo-yo, y, y, yo-yo.
 Here is a zebra, z, z, zebra.

3 Listen to the sounds and join the letters. 67

What is in the van?



4 Read and circle the sounds v, w, x, y, z.



Look out of the window. What can you see?
 I can see a zebra in a van.
 And a yo-yo on a box.



Reading

- 1 Point to the boy's family. Say the family words.
- 2 Listen and read.  68



Hi. I'm Oli. Look at my photos of my family at the park.



Can you see my sister's kite? Look, it's in the tree.



My dad throws a ball. No. The kite's still in the tree.



My aunt and uncle are here too. My uncle throws his hat. But still no kite.



Now a bird's in the tree. The bird's got the kite.



Look at the bird! Thank you, bird.



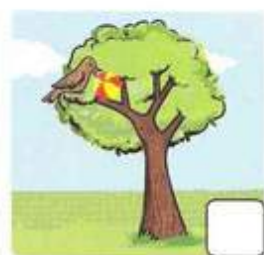

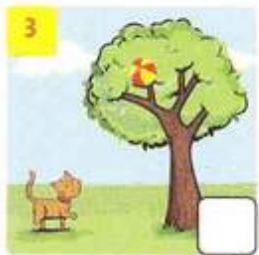
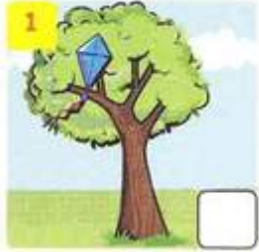
And here's my sister with her kite. She's happy now. And my family's happy too.

3 Read again. Write T (true) or F (false).

- | | | | |
|------------------------------|--------------|------------------------------|--------------|
| 1 The family is at the park. | <u> T </u> | 2 It is Oli's kite. | <u> F </u> |
| 3 The kite is in the net. | <u> F </u> | 4 Oli's sister is happy now. | <u> T </u> |

Listening

1 Listen and tick (✓) the correct picture.  69




Speaking

2 Point, ask and answer.

Who's this?

It's Oli's dad.



It's Oli.



It's Oli's sister



It's Oli's mom.



It's Oli's dad.

Writing

3 Circle the question marks and underline the sentences.

What's your name? My name's Oli.

1 How old are you? I'm seven.

2 Who's this? It's Oli's aunt.

3 How are you? I'm fine, thank you.

4 What's this? It's a bird.

5 Where's the kite? It's in the tree.

6 Where's Oli? He's at the park.

Complete the writing task on page 45 of the Workbook.



Review 2

1 Circle the odd-one-out. Write.

1 doctor nurse frisbee housewife

frisbee

2 swing teacher seesaw slide

teacher

3 aunt uncle brother ice cream

ice cream


4 mum fireman policeman pilot

mum

5 net cousin tree pool

cousin

2 Number the picture.



- 1 sister
- 2 dad
- 3 grandma
- 4 grandpa
- 5 aunt
- 6 uncle
- 7 brother
- 8 cousin
- 9 mum

3 Write.

He's She's




- 1 He's a doctor. 2 She's a nurse. 3 He's a fireman. 4 She's a pupil.

4 Look at the picture again and write.

- 1 Where's the doll? It's under the toy box.
 2 Where's the teddy? It's in the toy box.
 3 Where's the ruler? It's in the bag.

5 Circle.



6 Read and colour.

My work in Units 4, 5 and 6 is

☺ **OK** ☺ ☺ **Good** ☺ ☺ ☺ **Excellent**

7 Are these his trousers?

Lesson One Words

1 Listen, point and repeat. 🎧 70



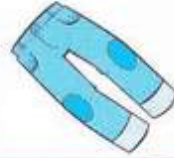
dress



socks



T-shirt




trousers



shorts

3 Listen and read. 🎧 72



1 Listen to the story again and repeat. Act.

2 Look and say.

Let's learn!



This is **her** dress.



These are **his** shorts.



Are these **her** socks?
Yes, they are.



Are these **his** trousers?
No, they aren't.

aren't = are not

3 Write.

his her



These are her socks.



This is his T-shirt.



This is her dress.

4 Point, ask and answer.

Are these **her** trousers?

No, they aren't.



Are these **her** trousers?

No, they aren't.



Are these **his** shorts?

yes, they are.



Are these **his** trousers?

yes, they are.




Are these **her** socks?

No, they aren't.

Are these his / her socks? Yes, they are.

Lesson Three Song

1 Listen, point and repeat.  73



shoes



coat



hat

2 Listen and sing.  74

3 Sing and do.

Every day!

Every day,
I put on my socks,
I put on my socks,
Every day.

Every day,
I put on my socks,
I put on my shoes,
Every day.

Every day,
I put on my socks,
I put on my shoes,
I put on my coat,
Every day.

Every day,
I put on my socks,
I put on my shoes,
I put on my coat,
I put on my hat,
Every day.

Goodbye, Mum!



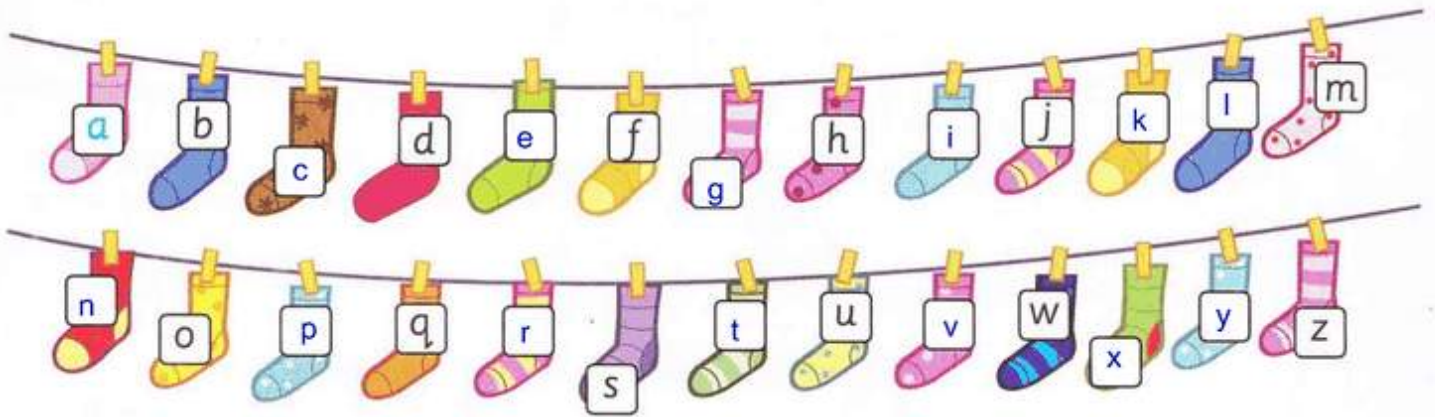
1 Listen and sing.  75

I know my ABC, please sing along with me ...

a b c d e f g h i j k l m n o p
q r s t u v w x y z

I know my ABC, please sing along with me.

2 Write the letters.



3 Look at the pictures. Write the letters.

t y k c r s

h l m v z u



Reading

1 Point to the clothes. Say the words.


2 Listen and read.  76



3 Read again. Circle the wrong word and write the correct word.

- 1 Max is a girl boy
- 2 All Max's shoes are orange. trousers
- 3 Max's favourite colour is green orange

Listening

1 Listen and number.  77








 1


Speaking

2 Look at the pictures again. Point, ask and answer.

What colour are these trousers?

They're pink.

What colour is this coat?

It's red.

Writing

3 Circle 's and match.

Where's = Where is

It's = It is

What's = What is

He's = He is

- | | |
|---|---------------------------|
| 1 What's this? <input type="checkbox"/> d | a Where is my hat? |
| 2 Where's my hat? <input type="checkbox"/> a | b She is eight. |
| 3 It's under the seesaw. <input type="checkbox"/> e | c He is my brother. |
| 4 She's eight. <input type="checkbox"/> b | d What is this? |
| 5 He's my brother. <input type="checkbox"/> c | e It is under the seesaw. |

What letter is missing? 's = i s

Complete the writing task on page 53 of the Workbook.



8

Where's Grandma?

Lesson One Words

1 Listen, point and repeat. 78



kitchen



living room



dining room



bedroom





bathroom



garden

2 Listen and chant. 79

3 Listen and read. 80



1 Listen to the story again and repeat. Act.

2 Look and say.

Let's learn!



Where's Grandma?
She's in the dining room.



Is she in the kitchen?
No, she isn't.



Where are Dad and Billy?
They're in the dining room too.



Are they in the living room?
No, they aren't.

they're = they are

3 Write.

Is Are



Is Billy in the bedroom?
Yes, he is.



Are Mum and Dad in the garden?
No, they aren't.



Are Rosy's aunt and uncle in the dining room?
Yes, they are.



Is Rosy in the bathroom?
No, she isn't.

4 Look at the pictures again. Point, ask and answer.

Where are Rosy's aunt and uncle?

They're in the dining room.

Lesson Three Song

1 Listen, point and repeat. 81



upstairs



downstairs



house



flat

2 Listen and sing. 82

3 Sing and do.

Come into my house


Come into my house.
What can you see?
Upstairs and downstairs,
Come, follow me.

Go through the door.
Go upstairs.
What's in my bedroom?
Four teddy bears.

Go through the door.
Go downstairs.
What's in the dining room?
Table and chairs.

Come into my house ...



1 Listen, point and repeat.  83


sh

shoes

sheep

fish



2 Listen and chant.  84

shirley's shoes are red,
Her T-shirt is blue.
She's got a toy sheep,
And a toy fish too.
The sheep is white,
The fish is blue.
Shirley wants to play,
With me and you.



3 Read the chant again. Circle the *sh* sounds.

4 Look at the picture and circle the correct sound.



sh h s



sh h s



sh h s




sh h s


Reading

- 1 Point to the rooms. Say the words. 2 Listen and read.  85


Andy's homepage
My flat
My family
My friends
My school




My name's Andy. This is a photo of my family in our flat. We are in the living room.




Here is the dining room. It is little but the table is big. The kitchen is next door. It is yellow and white.



There are three bedrooms. The big bedroom is for my mum and dad.



This is my bedroom. Next door is my sister's bedroom.



And this is the balcony. Look, you can see my favourite tree.

Can you see my sister in a photo?

Add picture
Remove picture

- 3 Read again and write.

bedroom
flat
living room
dining room

- 1 There are photos of Andy's flat.
- 2 The sofa is in the living room.
- 3 The dining room is little.
- 4 One bedroom is big.

Listening

1 Listen and number.  86

Speaking

2 Look at the picture again. Ask and answer.

living room bathrooms dining room bedrooms kitchen

Where are the bedrooms?

They're upstairs.

Where's the kitchen?

It's downstairs.

Writing

3 Say the vowel letters. Circle the vowels in the words.

a e i o u

1 This is a kitchen.

3 Here are two bathrooms.

5 Where's Grandma?

This is my house.

2 She's in the dining room.

4 Well done, Rosy.

6 The bedrooms are upstairs.


Complete the writing task on page 59 of the Workbook.



9

Lunchtime!

Lesson One Words

1 Listen, point and repeat.  87



lunch box



sandwich




drinks



apple





banana



biscuit

3 Listen and read.  89



- 1 Listen to the story again and repeat. Act.
- 2 Look and say.

Let's learn!



I've got two sandwiches.



I haven't got my lunch box.



I've got an apple.

I've got = I have got
haven't got = have not got

- 3 Write. **I've got** **I haven't got**



I haven't got a drink.



I have got a lunch box.



I haven't got a sandwich.



I have got a banana.



I have got two drinks.



I haven't got an apple.


- 4 Look at the pictures again. Say and answer.

a sandwich an orange a drink a lunch box an apple a banana

I've got two drinks.

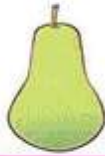
Number 5!

Lesson Three Song

1 Listen, point and repeat.  90



tomato



pear



grapes

2 Listen and sing.  91

3 Sing and do.



Open my lunch box!

Open my lunch box.
What can you see?
I've got a sandwich,
You can share with me.

I've got a tomato.
I've got a pear.
And I've got some grapes,
And I'm happy to share.



1 Listen, point and repeat.  92

ch	chair	teacher	chick
			

2 Listen and chant.  93

My name's Charlie.
 This is my teacher.
 She's on a chair.
 She's got a little chick.






Chirp, chirp, chirp, says the chick.
 Chirp, chirp, chirp, says the chick.

My teacher's on a chair.
 She's got a little chick.



3 Read the chant again. Circle the *ch* sounds.

4 Look at the picture and circle the correct sound.

1 	 ch h c	2 	c k ch
3 	ch c h	4 	s c ch

Reading

- 1 Point to the food. Say the words.
- 2 Listen and read.  94



In my lunch box I've got a cheese sandwich and a banana. I've got an orange. I haven't got a biscuit. I haven't got a drink today.

In my lunch box I've got a cheese and tomato sandwich. I haven't got a banana but I've got an apple. I've got a drink today.



I've got a pear and a biscuit in my lunch box. I've got two sandwiches. They're egg. My drink is water. I haven't got an apple today.



- 3 Read again. Write A, B or C.



Her lunch box is A.















Her lunch box is C.



His lunch box is B.

Listening

1 Listen and tick (✓).  95

								
1 			✓					
2 								
3 								

Speaking

2 Look at the pictures again. Ask and answer.

a sandwich an egg an apple a pear a banana
 an orange a biscuit eight grapes

I've got an orange. I've got a pear. What colour is my lunch box?

Your lunch box is blue.

Writing

3 Write.

an + a, e, i, o, u This is **an** orange. This is **a** pear.

1 This is a biscuit.

2 I've got an apple.

3 I've got an egg.

4 This is a hat.

5 It's a sandwich.

6 I haven't got an umbrella.

Complete the writing task on page 65 of the Workbook.



Review 3

1 Circle the odd-one-out. Write.

- | | | | | | |
|---|--------------|--------------|----------------|-------------|----------------|
| 1 | socks | shorts | <u>kitchen</u> | coat | <u>kitchen</u> |
| 2 | apple | orange | <u>flat</u> | tomato | <u>flat</u> |
| 3 | dining room | living room | bedroom | <u>pear</u> | <u>pear</u> |
| 4 | <u>dress</u> | biscuit | grape | banana | <u>dress</u> |
| 5 | hat | <u>house</u> | T-shirt | trousers | <u>house</u> |

2 Write.

Where's Where are He's She's They're



1 Where's Billy?
He's in the bedroom.



2 Where are Mum and Dad?
They're in the kitchen.




3 Where are Rosy's aunt and uncle?
They're in the dining room.



4 Where's Grandma?
She's in the dining room too.

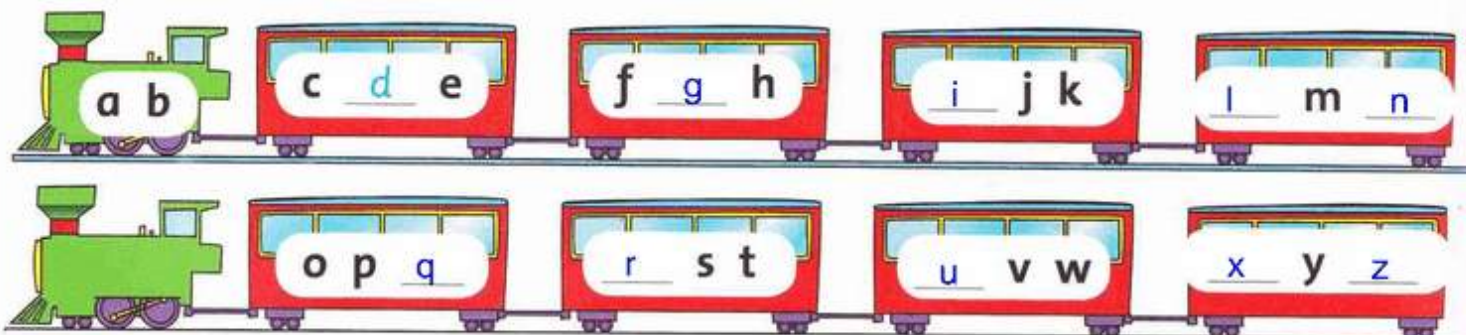
3 Write.

His Her



- 1 Her socks are white.
- 2 His shorts are orange.
- 3 His T-shirt is green and orange.
- 4 His socks are blue.
- 5 Her trousers are green.

4 Write the letters.



5 Circle.

1

ch sh


2

ch sh

3

ch sh

4

ch sh

6 Read and colour.


My work in Units 7, 8 and 9 is



10

A new friend!

Lesson One Words

1 Listen, point and repeat.  96



long



short



blond



brown




curly



straight

3 Listen and read.  98



1 Listen to the story again and repeat. Act.

2 Look and say.

Let's learn!



He's got short hair.
He hasn't got straight hair.



She's got blue eyes.
She hasn't got brown eyes.



It's got black eyes.
It hasn't got long hair.

he's got = he has got
hasn't got = has not got

3 Write.

's got hasn't got

1



He 's got blond hair.

2



She 's got _____ straight hair.

3



It hasn't got blue eyes.

4




He hasn't got curly hair.

4 Look at the pictures again. Say and answer.

She's got straight hair.

Number 2.

Lesson Three Song

1 Listen, point and repeat.  99



square



circle



triangle



rectangle

2 Listen and sing.  100

3 Sing and do.


It's a square!


It's got four sides.
They're all the same.
It's got four sides.
They're all the same.
It's a square!

It hasn't got sides.
It's smooth and round ...
It's a circle!

It's got four sides.
Two long, two short ...
It's a rectangle!

It's got three sides.
Just one, two, three ...
It's a triangle!



1 Listen, point and repeat.  101



th	three 3	bath 	teeth 
-----------	--------------------------	---	---

2 Listen and chant.  102

<p>Baby Theo's in the bath One, two, three.</p> <p>Baby Theo counts his teeth One, two, three.</p>	
--	---

3 Read the chant again. Circle the *th* sounds.

4 Look at the picture and circle the correct sound.

<p>1 </p>	<p>h th t</p>	<p>2 10</p>	<p>h th t</p>
<p>3 3</p>	<p>th tr h</p>	<p>4 </p>	<p>th s sh</p>

Reading


- 1 How many friends can you see?
- 2 Listen and read.  103

Dear Yasmin,

This is a picture of me with my four friends.
All my friends are great.

Polly is my best friend. She has got blue eyes. She has got long, blond hair.
Toby is Polly's brother. He has got short hair. It's blond too. Toby is tall.
Peter is Polly's cousin. He has got curly, brown hair. His eyes are green.
Isabel is a good friend too. She has got straight, black hair. Her eyes are brown.
I am in the picture too. I am short and I've got long, brown hair. My eyes are blue. Can you see me?

Tell me about your friends.
From
Sally.



- 3 Read again. Write the names.

1



Peter

2



Isabel

3



Polly

4




Toby

5



Sally

Listening

1 Listen and number.  104

Speaking

2 Look at the picture again. Ask and answer.

She's got blond hair. Who is it?

It's number 1, Polly.

Writing

3 Circle 's and 've and match.

I've got blue eyes. = I have got blue eyes.

She's got black hair. = She has got black hair.

1 She's got brown eyes. b

a I have got two sisters.

2 It's got black eyes. d

b She has got brown eyes.

3 I've got two sisters. a

c He has got a toy train.

4 He's got a toy train. c

d It has got black eyes.

Which letters are missing? 's = h a s 've = h a ve


Complete the writing task on page 73 of the Workbook.




11

I like monkeys!

Lesson One Words

1 Listen, point and repeat.  105




elephant



giraffe



monkey

2 Listen and chant.  106



big






tall



little

3 Listen and read.  107



1 Listen to the story again and repeat. Act.

2 Look and say.

Let's learn!



I **like** monkeys.



I **don't like** elephants.



They're **big**.
I'm **little**.


am / is / are + **big**

3 Write.

like **don't like**



I **like** lions.



I **don't like** elephants.



I **don't like** giraffes.




I **like** monkeys.

4 Say and answer.


big little tall black brown yellow white

They're big.

They're elephants.



Lesson Three Song

1 Listen, point and repeat.  108



tiger



snake



parrot

2 Listen and sing.  109

3 Sing and do.



Let's go to the zoo!


Hear the tigers growl, growl,
Growl, growl, growl, growl.
Hear the tigers growl, growl.
Hip, hip, hip hooray!

Let's go to the zoo, zoo, zoo!
What about you, you, you?
You can come too, too, too.
Let's go to the zoo, zoo, zoo!

Hear the snakes hiss, hiss, ...
Let's go to the zoo, zoo, zoo ...

Hear the parrots squawk, squawk, ...
Let's go to the zoo, zoo, zoo ...



1 Listen, point and repeat.  110

cat




man



fan



2 Listen and chant.  111



The cat's got a hat.
The cat's got a hat.
a, a, a, a, a.

The man's got a fan.
The man's got a fan.
a, a, a, a, a.



3 Read the chant again. Circle the *a* in the middle of the words.

4 Write.



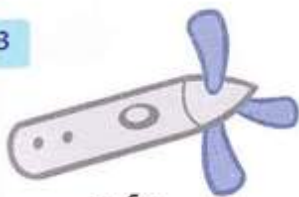
tha
hat

2



nam
man

3




afn
fan

4



cta
cat

Reading

- 1 Look at the picture. Talk about the animal.
- 2 Read and listen to the poem.  112

What am I?

I am an animal at the zoo.
Listen now, this is true.


I'm yellow and brown. My tongue is red.
I've got two little ears on top of my head.

My neck is long and I am tall.
I haven't got any hands at all.

I can see the top of trees.
My food is there. I like green leaves.

To get my food, my tongue is long.
Can you guess? Don't get it wrong!

So what am I? Do you know?
I'm a giraffe and I'm saying 'hello'!



3 Read again. Write T (true) or F (false).

- | | |
|--|---|
| 1 The giraffe is tall. <u> T </u> | 2 The giraffe has got two hands. <u> F </u> |
| 3 The giraffe is black and white. <u> F </u> | 4 The giraffe has got two ears. <u> T </u> |

Listening

1 Listen and draw 😊 or ☹️. 🎧 113



Speaking

2 Look at the picture again. Ask and answer.

snake giraffe parrot tiger monkey lion

It's got four legs. It's black and orange. What is it?

It's a tiger.

Writing

adjectives = describing words

3 Circle the adjectives.

It's a long snake. It's a little monkey.1 It's a yellow lion.2 It's a green snake.3 This is a brown monkey.4 They're tall giraffes.5 It's an orange and black tiger.6 It's a blue parrot.

Complete the writing task on page 79 of the Workbook.



12

Dinnertime!

Lesson One Words

1 Listen, point and repeat. 🎧 114



rice



meat



carrots

2 Listen and chant. 🎧 115



yogurt





fish



bread

3 Listen and read. 🎧 116



1 Listen to the story again and repeat. Act.

2 Look and say.

Let's learn!



Do you like yogurt?
Yes, I do.



Do you like carrots?
No, I don't.



What do you like?
I like yogurt.

don't = do not

3 Write.

Yes, I do. No, I don't.



1 Do you like yogurt?
Yes, I do.



2 Do you like bread?
No, I don't.



3 Do you like fish?
No, I don't.




4 Do you like carrots?
Yes, I do.

4 Point, ask and answer.

meat rice ice cream yogurt bread tomatoes

Do you like meat?

Yes, I do.



Do you like carrots? Yes, I do.

Unit 12

Lesson Three Song

1 Listen, point and repeat.  117



milk



juice



water

2 Listen and sing.  118

3 Sing and do.

Drink your milk!


Eat your figs and drink your milk,
Drink your milk,
Drink your milk.

Eat your figs and drink your milk.
Don't be late for school!

Eat your bread and drink your juice, ...

Here's your water, here's your bag, ...



1 Listen, point and repeat.  119

bed



pen



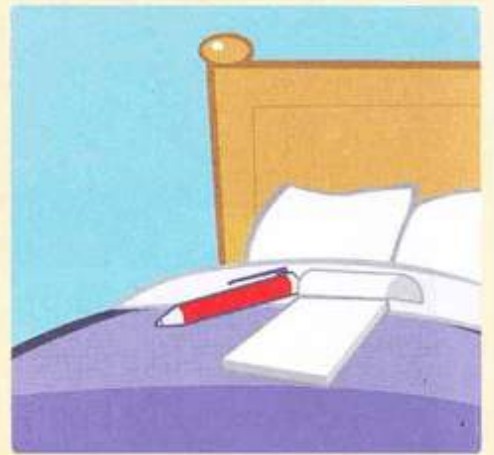
red



2 Listen and chant.  120











Ken's got a pen,
Pen, pen, pen.
Ken's pen is red,
Red, red, red.
Where's Ken's pen?
Pen, pen, pen.
It's on Ken's bed,
Bed, bed, bed.



3 Read the chant again. Circle the e in the middle of the words.

4 Match the words that rhyme.

1  Ken	2  red	3  cat	4  man
hat 	pen 	fan 	bed 

Connections: Ken to hat, red to fan, cat to bed, man to pen.


Reading

- 1 What food do you like? Point and say.
- 2 Listen and read. 121

✿ ✿


The Family and Friends Café

✿ ✿




Food

- Meat
- Fish
- Rice
- Bread
- Eggs
- Carrots
- Tomatoes



Desserts

- Ice cream
- Yogurt
- Apple
- Banana
- Grapes



Drinks

- Apple juice
- Orange juice
- Water
- Milk



Sally







I'm hungry. Let's look at the menu. I like meat and rice. I like carrots too. I don't like fish or eggs. I like ice cream. I like apple juice but I don't like milk. What do you like, Emma?

I like ice cream too. And I like fish and eggs. I like rice but I don't like carrots. I like bananas but I don't like grapes. I like milk but I don't like apple juice.

Emma




- 3 Read again. Tick (✓) what Sally and Emma like. Cross (X) what they don't like.

						
Sally	✓	✓	✓	X	✓	
Emma		✓	X	✓	✓	X

Listening

1 Listen and draw 😊 or ☹️. 🎧 122



Speaking

2 Look at the menu on page 84. Ask and answer.

What do you like?

I like eggs and ...

Writing

3 Circle *n't* and match.isn't = is **not** don't = do **not** aren't = are **not**1 I don't like fish. **b**2 It isn't a banana. **d**3 They aren't my shorts. **a**4 She isn't my sister. **c**

a They are not my shorts.

b I do not like fish.

c She is not my sister.

d It is not a banana.

What letter is missing? n ' t = n o t

Complete the writing task on page 85 of the Workbook.



Review 4

1 Circle the odd-one-out. Write.


- 1 triangle circle rice square rice
- 2 giraffe rectangle lion tiger rectangle
- 3 milk water juice parrot parrot
- 4 snake yogurt monkey elephant yoghurt
- 5 hair meat eyes ears meat

2 Write.

It's got

It hasn't got

1



This animal is tall. It's got a long neck.

It's got four legs. It hasn't got big ears.

2



This animal is big.

It's got big teeth. It hasn't got fingers.

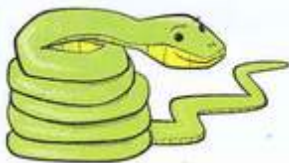
3



This animal is little.

It hasn't got four legs. It's got two legs.












4



This animal is long.

It hasn't got legs. It's got two eyes.

3 Look at the pictures. Read and circle.



I like / don't like juice and I like / don't like fish.
I like / don't like yogurt.



I like / don't like yogurt and I like / don't like fish.
I like / don't like juice.

4 Look at the pictures and write.



a

e

hand _____

bed _____



fan _____

pen _____

cat _____

red _____

5 Read and colour.

My work in Units 10, 11 and 12 is

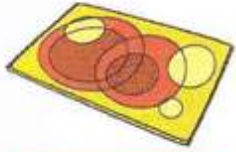


13

Tidy up!

Lesson One Words

1 Listen, point and repeat. 🎧 123



rug




bed



cupboard



shelf




pillow



blanket

2 Listen and chant. 🎧 124

3 Listen and read. 🎧 125

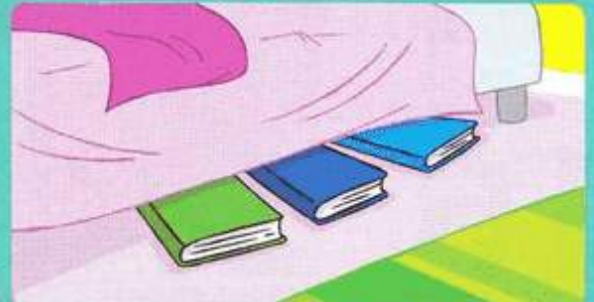


- 1 Listen to the story again and repeat. Act.
- 2 Look and say.

Let's learn!



There's a doll on the rug.



There are three books under the bed.

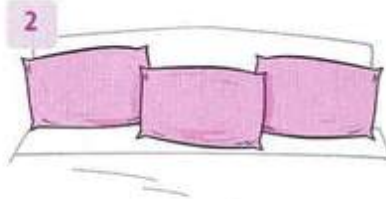
there's = there is

3 Write.

There's There are



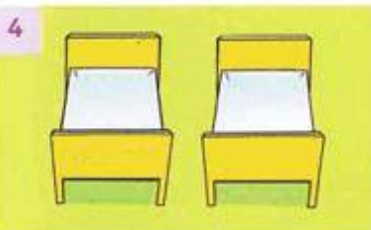
There's a blanket.



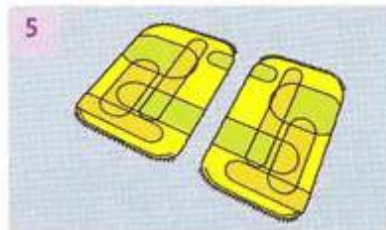
There are three pillows.



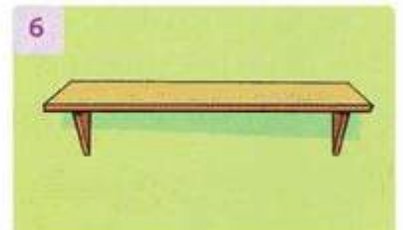
There is a cupboard.



There are two beds.



There are two rugs.



There is a shelf.

4 Look at the pictures again. Point, ask and answer.

How many blankets?

There's one blanket.

Lesson Three Song

1 Listen, point and repeat.  126

11

eleven

12

twelve

13

thirteen

14

fourteen

15

fifteen

16

sixteen

17

seventeen

18

eighteen

19

nineteen

20

twenty

2 Listen and sing.  127

3 Sing and do.

There are ten in the bed

There are ten in the bed,
And the little one says,
"Two more, two more."
Two more get in.
Eleven, twelve!

There are twelve in the bed,
And the little one says,
"Two more, two more."
Two more get in.
Thirteen, fourteen!


There are fourteen in the bed, ...
Fifteen, sixteen!

There are sixteen in the bed, ...
Seventeen, eighteen!

There are eighteen in the bed, ...
Nineteen, twenty!

Help!



1 Listen, point and repeat.  128


bin




fig



tin



2 Listen and chant.  129

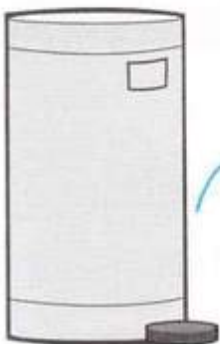
A big, big fig
 On a big, big tin.
 Eat the big fig.
 Put the tin on the bin.



3 Read the chant again. Circle the *i* in the middle of the words.

4 Listen to the sounds and join the letters.  130

What is in the bin?



i i e e e i i
 e e i i i e e



Reading

- 1 What's in the bedroom? Point and say.
- 2 Listen and read.  131



STAR LETTER



Dear Junior Magazine,
 This is picture of my bedroom.
 There is a bed in my bedroom.
 There are lots of footballs on my blanket
 and pillow. There is a book shelf.
 I have got twelve books on my shelf.
 Four books are about football.
 My clothes are in my cupboard.
 My favourite clothes are my red shorts and
 red T-shirt for football.
 I have got lots of toys and a big toy box.
 There is a blue rug next to my bed.
 There are footballs on my rug too!
 I like my bedroom and
 I like football!

Bye!

From Jamie (age 7)



Write to JUNIOR MAGAZINE, London, England

3 Read again. Write T (true) or F (false).

- | | |
|---|--|
| 1 There are photos on his blanket. <u>F</u> | 2 Jamie has got twenty books. <u>F</u> |
| 3 Jamie has got two cupboards. <u>F</u> | 4 He has got lots of toys. <u>T</u> |
| 5 There are footballs on the rug. <u>T</u> | 6 He likes his bedroom. <u>T</u> |

Listening

1 Listen and write A or B. 132

A



1 B

2 3

B

4 5 6

Speaking

2 Look at the pictures again. Ask and answer.

shoes teddy book T-shirt ball bag books

Where are the shoes?

They're on the rug.

Writing

3 Read the questions and answers. Write ? or .

Where's my pillow ? It's on your cupboard .

Is it on my cupboard ? Yes, it is .

1 There is a blanket on my bed .

2 Where's the pillow ?

3 Is it in the kitchen ?

4 What's in my bedroom ?

5 There are lots of toys .

6 His name's Jamie .

Complete the writing task on page 93 of the Workbook.



14

Action Boy can run!

Lesson One Words

1 Listen, point and repeat. 🎧 133



run



fly



walk


2 Listen and chant. 🎧 134



talk



swim



climb

3 Listen and read. 🎧 135

1

Look at my toy, Uncle. His name's Action Boy.

Hello. Nice to meet you.

Look! He can run.

2

Look, Tim. Action Boy can fly.

Great! Can he play football?

Yes, he can.

3

Look, Rosy. Action Boy can walk. He can run and he can fly.

You are clever, Action Boy!

4

How old are you, Action Boy?

Silly Rosy! He can't talk. He's a toy.

- 1 Listen to the story again and repeat. Act.
- 2 Look and say.

Let's learn!



He **can** fly.



He **can't** talk.



Can he play football?
Yes, he can.



Can he talk?
No, he can't.

can't = cannot

- 3 Write.

can can't



This doll can't talk.



She can run.



She can't climb.



She can walk.



She can swim.



She can't fly.

- 4 Look at the pictures again. Point, ask and answer.

Can she talk?

No, she can't.

Lesson Three Song

1 Listen, point and repeat. 136



write



draw



sing

2 Listen and sing. 137

3 Sing and do.

I can do anything!

I can write my alphabet,
My alphabet, my alphabet.
I can write my alphabet
From A to Z.

I can do anything, anything, anything,
I can do anything, if I try.


I can draw an elephant, ...
With two big ears.

I can do anything, ...

I can sing this song to you, ...
And make you smile.

I can do anything, ...



1 Listen, point and repeat.  138

dog




fox



log



2 Listen and chant.  139



Look at the dog.
It's sitting on a log.

Look at the fox.
It's sitting in a box.



3 Read the chant again. Circle the o in the middle of the words.

4 Match the words that rhyme.



dog



bin



box



fig


tin



log




big



fox



Reading

- 1 What animals can you see? What colour are they?
- 2 Listen and read.  140

Beautiful Animals

This is a very big cat.
 It has got orange and black stripes.
 It can swim.
 It can climb trees.
 It can jump.
 And it can run very fast.
 This animal likes meat.
 You can see it at the zoo.



What is it?

It is a tiger.



It is a parrot.

This is a bird.
 It is blue, green, red and yellow.
 It can fly and it can sing.
 It can't read and write.
 But it can talk!
 This animal likes fruit and nuts.
 It can be a pet in a house.



What is it?

3 Read again and tick (✓).

	tiger	parrot
1 It can fly.		✓
2 It can swim.	✓	
3 It's a big cat.	✓	

	tiger	parrot
4 It can talk.		✓
5 It can climb.	✓	
6 It can sing.		✓

Listening

1 Listen and number.  141

1



Speaking

2 Look at the pictures again. Say and answer.

It's got four legs. It can run. It's brown and big.

Yes, it is.

Is it a lion?

Writing

3 Circle *n't* and match.

can't = cannot

1 It can't read.

2 A tiger can't fly.

3 Action Boy can't talk.

4 I can't swim.

a Action Boy cannot talk.

b It cannot read.

c I cannot swim.

d A tiger cannot fly.

What letter is missing? n t = n o t

Complete the writing task on page 99 of the Workbook.



15

Let's play ball!

Lesson One Words

1 Listen, point and repeat. 🎧 142



sandcastle



beach



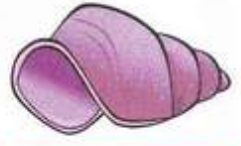
crab



the sea



boat



shell

3 Listen and read. 🎧 144



- 1 Listen to the story again and repeat. Act.
- 2 Look and say.

Let's learn!



Let's make a sandcastle.
That's a good idea.



Let's play ball.
Great. OK!

- 3 Circle and write.



Let's make a sandcastle.

sandcastle

ice cream

crab



Let's swim in the sea.

house

living room

sea



Let's find shells.

a yogurt

shells

play



Let's play ball.

beach

ball


hat

- 4 Look at the pictures again. Point and say.

Let's make a sandcastle.

That's a good idea.

Lesson Three Song

1 Listen, point and repeat.  145




sun cream



bat



ice lolly

2 Listen and sing.  146

3 Sing and do.

It's a wonderful day!

Hey, hey!
It's a wonderful day.
We are going to the beach today.


Don't forget your sun cream,
Don't forget your hat.
Don't forget your frisbee,
Or your ball and bat.

Hey, hey!
It's a wonderful day ...

Have an ice cream,
Have a drink.
Have an ice lolly,
Yellow or pink.

Hey, hey!
It's a wonderful day ...



1 Listen, point and repeat.  147

rug



jug



sum

$$2+3=5$$

2 Listen and chant.  148



I'm on the rug,
rug, rug, rug.
 With uice in a jug,
jug, jug, jug.
 Here is my mum,
mum, mum, mum.
 She's got my sum,
sum, sum, sum.



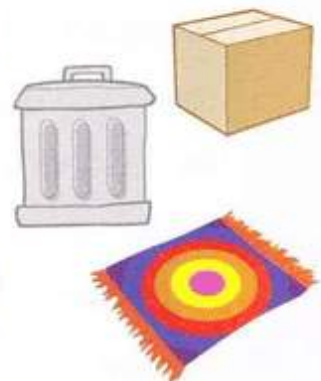
3 Read the chant again. Circle the *u* in the middle of the words.

4 Listen to the sounds and join the letters.  149

Where is the dog?



u	i	o	i	o	u	o
o	o	u	o	u	i	i
i	u	i	u	i	o	u



Reading

- 1 What can you see in the picture? Point and say.
- 2 Listen and read.  150



Welcome to our beach!



We like our beach a lot. It is very long and sandy. On the beach you can play bat and ball, football or frisbee. You can make sandcastles too. You can find shells and crabs in the rock pools. The sea is blue and clean. Here you can swim or go in a boat. Near the beach there are hotels and cafés. You can eat ice cream from the ice cream stalls.

It's lots of fun at the beach, but please ...



don't forget your sun cream and your hat.



don't swim alone - swim with family or friends.



put your litter in the bins.



Enjoy!

3 Read again. Circle the correct words.

- 1 The beach is long / little.
- 2 On the beach you can play ice cream / bat and ball.
- 3 You can make sandcastles / cafés.
- 4 In rock pools you can find shoes / shells.
- 5 The sea is orange / blue.

Listening

1 Listen and write A or B.  151



- 1 A 2 3 4 5 6

Speaking

2 Look at the pictures again. Point and say.

play bat and ball	find crabs and shells	make a sandcastle
play football	play frisbee	put on sun cream

Let's play bat and ball. Great. OK!

Writing

verbs = doing words

3 Circle the verbs.

Let's run. Let's go in a boat.

- | | |
|----------------------------------|-----------------------------------|
| 1 Let's <u>swim</u> . | 2 Let's <u>walk</u> . |
| 3 Let's <u>play</u> ball. | 4 Let's <u>find</u> shells. |
| 5 Let's <u>put</u> on sun cream. | 6 Let's <u>make</u> a sandcastle. |

Complete the writing task on page 105 of the Workbook.



Review 5

1 Circle the odd-one-out. Write.

- 1 bed cupboard shelf shell shell
- 2 crab sandcastle twelve boat twelve
- 3 beach thirteen twenty fifteen beach
- 4 walk the sea run swim the sea
- 5 rug ice lolly pillow blanket ice lolly

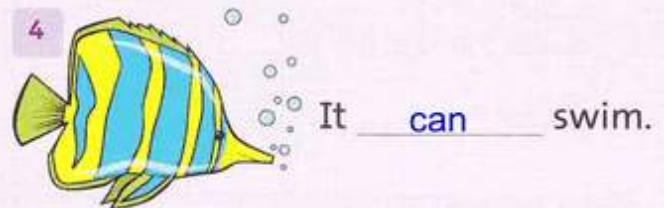
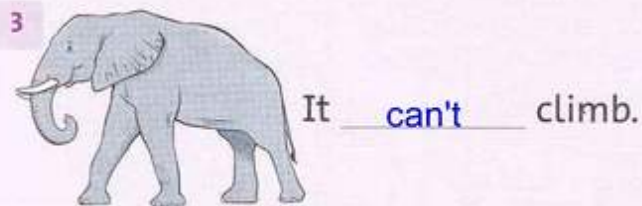

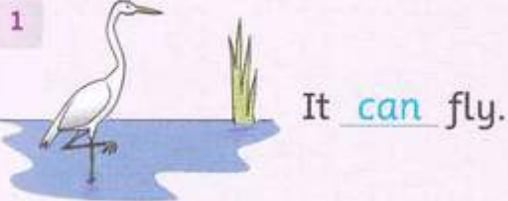
2 Write T (true) or F (false).



- 1 There are two beds. T
- 2 There's a kite under a bed. T
- 3 There are books on the cupboard. F
- 4 There are trousers on the rug. F
- 5 There's a ruler on the shelf. T

3 Write.

can can't



4 Match.



Let's make _____ sun cream.
 Let's put on _____ crabs.
 Let's go in _____ a boat.
 Let's find _____ a sandcastle.

5 Circle the vowel.



6 Look at the pictures again and write.

a

e

i

o

u

fan

pen

fig

wood

jug

7 Read and colour.

My work in Units 13, 14 and 15 is

OK

Good

Excellent

Grammar reference

Unit 1 **What's this? It's** a pen.

Write.

- 1 What's this? It's a cat.
- 2 What's this? It's a dog.
- 3 What's this? It's a pencil.
- 4 What's this? It's a ruler.

Unit 2 This is **my** bag. **Is this your teddy? Yes, it is.** This is **your** doll. **No, it isn't.**

Write.

- 1 Is this your bike? Yes, it is.
- 2 Is this my doll? No, it isn't.

Unit 3 one arm **These are** my arms. two arms **This is** my nose.

Read and tick (✓) if the sentence is correct.

- 1 These are my legs.
- 2 This is my noses.
- 3 This my face.
- 4 This is my arms.

Unit 4 **She's** a housewife. **Is she** a teacher? **Yes, she is.** **He's** a pupil. **No, she isn't.**

Write.

- 1 Is she a teacher? Yes, she is.
- 2 Is he a pupil? No, he isn't.

Unit 5 **Where's** the ball? It's **under** the bag. It's **in** the net. It's **on** the slide.

Order the words.

- 1 ball? the Where's Where's the ball?
- 2 under It's the tree. It's under the tree.

Unit 6

It's Mum's book. It's Billy's teddy.

Write.

1 Billy / coat. It's Billy's coat.

2 Rosy / kite. It's Rosy's kite.

3 Dad / bag. It's Dad's bag.

4 Tim / hat. It's Tim's hat.

Unit 7

This is **her** dress. These are **his** trousers.

Are these her socks? **Yes, they are.**
No, they aren't.

Write.

1 This is Billy's coat. It's his coat.

2 This is Rosy's kite. It's her kite.

3 This is Dad's bag. It's his bag.

4 This is Tim's hat. It's his hat.

Unit 8

Where's Grandma? **She's** in the dining room.

Is she in the kitchen? **Yes, she is.**
No, she isn't.

Where are Dad and Billy? **They're** in the garden.

Are they in the living room? **Yes, they are.**
No, they aren't.

Write.

1 Where's Mum? She's in the bathroom.

2 Where are Rosy and Billy? They're in the kitchen.

3 Are Grandma and Grandpa downstairs? Yes, they are.

Grammar reference

Unit 9

I've got two sandwiches.
I haven't got my lunch box.

I've got an apple.
I've got a banana.

an + a, e, i, o, u

Order the words.

- 1 got orange I've an I've got an orange.
2 my haven't lunch box I got I haven't got my lunch box.

Unit 10

He's got brown eyes.
She's got blue eyes.
It's got brown eyes.

He hasn't got green eyes.
She hasn't got short hair.
It hasn't got green eyes.

Read and write T (true) or F (false).

- 1 A dog's got two legs. F 2 Tim hasn't got black hair. F
3 A lion's got four legs. T 4 Rosy's got a brother. T

Unit 11

I like monkeys.
I don't like elephants.

I'm tall. It's little.
He's tall. They're little.
She's tall.

Write like or don't like.

- 1 😊 I like _____ elephants. 2 😞 I don't like _____ zebras.
3 😞 I don't like _____ snakes. 4 😊 I like _____ monkeys.

Unit 12

Do you like yogurt? Yes, I do.
No, I don't.

What do you like? I like rice.

Write.

- 1 Do you like rice? Yes, I do. 2 Do you like meat? No, I don't.

Unit 13 **There's** a doll on the rug. **There are** books under the bed.

Write

- 1 There's a T-shirt on the bed. 2 There are shoes in the cupboard.
3 There are books on the shelf. 4 There's a hat on the rug.

Unit 14 **He can** fly. **He can't** swim.
She can fly. **She can't** swim.
It can fly. **It can't** swim.

Can he play football? **Yes, he can.**
No, he can't.

Write.

- 1 Can a bird fly? Yes, it can. 2 Can a monkey talk? No, it can't.

Unit 15 **Let's** make a sandcastle! That's a good idea.

Read and circle.

- 1 Let's swim / have in the sea. 2 Let's make / find crabs.
3 Let's play / go ball. 4 Let's run / make a sandcastle.

OXFORD

UNIVERSITY PRESS

Great Clarendon Street, Oxford OX2 6DP

Oxford University Press is a department of the University of Oxford.
It furthers the University's objective of excellence in research, scholarship,
and education by publishing worldwide in

Oxford New York

Auckland Cape Town Dar es Salaam Hong Kong Karachi

Kuala Lumpur Madrid Melbourne Mexico City Nairobi

New Delhi Shanghai Taipei Toronto

With offices in

Argentina Austria Brazil Chile Czech Republic France Greece

Guatemala Hungary Italy Japan Poland Portugal Singapore

South Korea Switzerland Thailand Turkey Ukraine Vietnam

OXFORD and OXFORD ENGLISH are registered trade marks of
Oxford University Press in the UK and in certain other countries

© Oxford University Press 2009

The moral rights of the author have been asserted

Database right Oxford University Press (maker)

First published 2009

2015

20 19 18 17 16

No unauthorized photocopying

All rights reserved. No part of this publication may be reproduced,
stored in a retrieval system, or transmitted, in any form or by any means,
without the prior permission in writing of Oxford University Press,
or as expressly permitted by law, or under terms agreed with the appropriate
reprographics rights organization. Enquiries concerning reproduction
outside the scope of the above should be sent to the ELT Rights Department,
Oxford University Press, at the address above

You must not circulate this book in any other binding or cover
and you must impose this same condition on any acquirer

Any websites referred to in this publication are in the public domain and
their addresses are provided by Oxford University Press for information only.
Oxford University Press disclaims any responsibility for the content

ISBN: 978 0 19 481200 9 (Class Book)

ISBN: 978 0 19 481211 5 (MultiROM)

ISBN: 978 0 19 481207 8 (Pack)

Printed in China

ACKNOWLEDGEMENTS

Cover illustration by: Tomek Giovanis and Christos Skaltsas

Main character illustrations by: Tomek Giovanis and Christos Skaltsas pp Title
page, Scope and Sequence page, 4, 8, 9, 14, 15, 20, 21, 28, 29, 34, 35, 40, 41,
42, 46, 48, 49, 54, 55, 60, 61, 66, 68, 69, 74, 75, 80, 81, 88, 89, 94, 95, 100, 101.

Other illustrations by: Andy Hamilton pp 5, 6, 7, 8, 9, 10, 14, 15, 16, 20, 21, 22,
26, 27, 28, 29, 30, 34, 35, 36, 47, 48, 49, 50, 54, 56, 60, 61, 62, 66, 67, 68, 69,
70, 74, 75, 76, 80, 81, 82, 86, 87, 88, 89, 94, 95, 96, 100, 101, 102, 106, 107; Jo
Taylor/Sylvie Poggio pp 5, 7, 10, 16, 22, 30, 36, 42, 50, 56, 62, 70, 76, 82, 90,
96, 102; Simon Clare Creative Workshop Ltd pp 11, 17, 23, 27, 31, 37, 43, 47,
51, 57, 63, 67, 71, 77, 83, 87, 91, 97, 103, 107; Kathy Baxendale pp 18, 19, 59,
72, 73, 84, 92, 93; Dusan Pavlic/Beehive Illustration pp 32, 33, 78, 79; Lisa
Smith/Sylvie Poggio pp 38, 39, 52, 53; Amanda Enright/Advocate pp 44, 45,
104, 105; Pencil character iStockphoto

Commissioned Photography by: Chris King pp 12, 13, 24, 25, 64, 65, 84, 99.

The publisher would like to thank the following for their kind permission to reproduce
photographs: Alamy Images pp 84 (ice cream/Tim Hill), 98 (tiger/blickwinkel),
98 (parrot/MasPix); Ardea pp 99 (chick/Rolf Kopfle), 99 (vervet monkey/
M.Watson); Corbis pp 85 (father and daughter/Robert Harding World Imagery),
85 (steak/Envision); FLPA pp 99 (giraffe/ZSSD), 99 (snake/Michael & Patricia
Fogden), 99 (lion/Elliott Neep); Fotolia pp 65 (roll/Dinostock), 65 (hard boiled
egg/Luminousiens), 65 (pear/Alex Staroseltev), 65 (banana/Rufar), 84 (fried
eggs/JJAVA); Getty Images p 92 (boy with football/Stock4B); iStockphoto
pp 65 (biscuit/Robert Redelowski), 65 (grapes/Creacart), 84 (steak/Joe Cicak),
84 (rice/Linda & Colin McKie), 84 (carrots/Olga Shelego), 84 (bowl of grapes/
Sandra Caldwell), 85 (sandwich/Robyn Mackenzie), 85 (baguette/KMFTU);
OUP pp 85 (yoghurt/Mark Mason), 85 (ice-cream/Phorodisc); PunchStock
p 58 (family/Stockbyte); Red Cover p 58 (dining room/Ashley Morrison), (master
bedroom/Winfried Heinze), (child's bedroom/David Hiscock), (balcony/Graham
Atkins-Hughes).

Family and Friends Level 1 Posters by: Tomek Giovanis and Christos Skaltsas

Family and Friends Level 1 Flashcards by: Andy Hamilton

Family and Friends Level 1 Phonics Cards by: Simon Clare Creative Workshop Ltd.

We would also like to thank the following for their help: SS Philip & James Primary
School, Oxford.

The authors and publisher are grateful to those who have given permission to reproduce
the following extracts and adaptations of copyright material: p00 'Sing a Rainbow'
Words & Music by Arthur Hamilton © 1955 (renewed) Mark VII Ltd. All rights
administered by Warner/Chappell Music Ltd, London W6 8BS; Reproduced by
permission.