

تم تحميل الملف
من موقع حلول



hulul.online

حلول الكتب - اختبارات الكترونية . مراجعات وتدريبات
والمزيد من الملفات التعليمية للمناهج السعودية

Workbook



1 Hello!

Draw lines

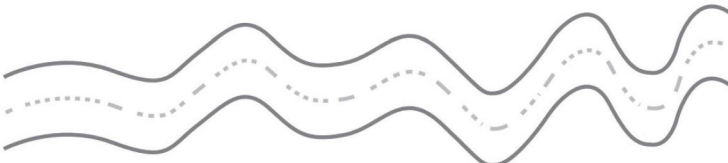
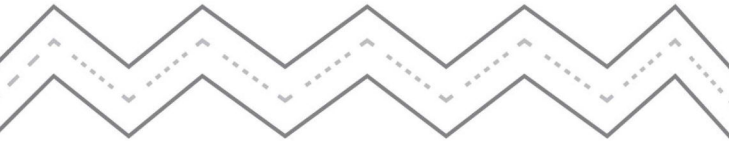


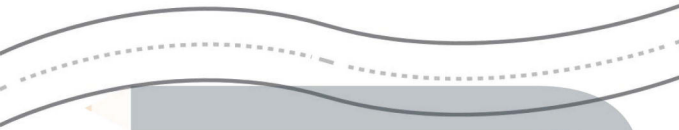

Name

Class


ارسم الخطوط

تابع الخطوط من اليسار إلى اليمين


1 Trace the lines from left to right.



Name	
Class	



2 Draw lines from left to right.



حلول
الجلول اون لاين
hulul.online





Name	
Class	

Alphabet A-C

1 Trace and copy.

Aa Aa Aa Aa Aa

Aa

Bb Bb Bb Bb Bb

Bb




Cc Cc Cc Cc Cc

Cc

Name _____
 Class _____



2 Listen and say. Then circle.



(a) b



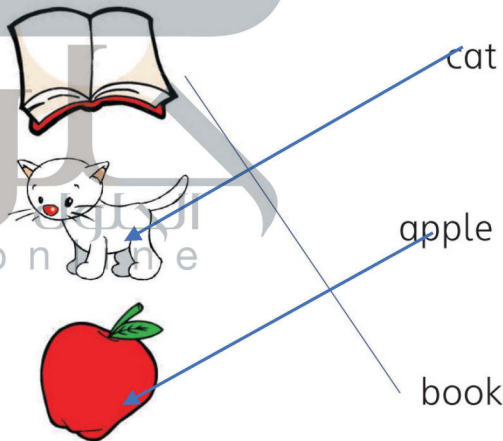
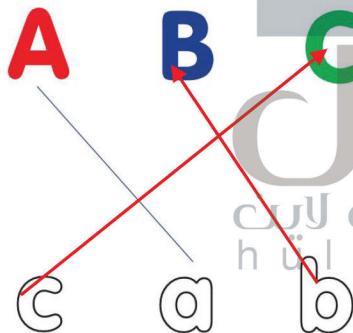
a b



c b

3 Match and colour.

4 Look and match.



5 Circle.

A	B	C	(A)	C	(A)
B	A	<u>B</u>	C	<u>B</u>	<u>B</u>
C	A	<u>C</u>	B	A	<u>C</u>

a	b	<u>a</u>	c	<u>a</u>	<u>a</u>
b	<u>b</u>	<u>b</u>	a	a	c
c	<u>c</u>	a	<u>c</u>	a	<u>c</u>

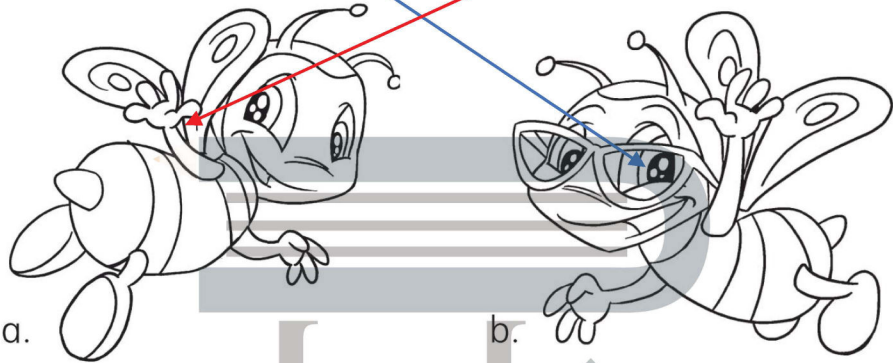
1 A chant

Name _____
Class _____



1 Listen and match. Then colour.

- 1. Hello, I'm Buzz.
- 2. Goodbye.



2 Draw or stick a picture of yourself. Then write.

ارسم لنفسك صورة ثم اكتب اسمك

hulul.online

Hello, I'm _____ .

Name

Class



Smart kids

1 Trace. Then listen and number (1-2). 

1. Goodbye, Hassan. 2. Hello! I'm Hassan.
Hassan. What's your name?
Bye, John. My name's John.





Name	
Class	

Numbers

1 Trace and write the numbers.

1 1 1 1 1 1

1

2 2 2 2 2 2

2

3 3 3 3 3 3

3

4 4 4 4 4 4

4

5 5 5 5 5 5

5

Name

Class



6 6 6 6 6 6

6

7 7 7 7 7 7

7

8 8 8 8 8 8

8

9 9 9 9 9 9

9

10 10 10 10 10 10

10

1 Comic

Name _____

Class _____

2 Trace. Then count and write.



a.

three

3



d.

five

5



b.

nine

9



e.

six

6



c.

seven

7



f.

ten

10


Name _____
 Class _____




Let's play

1 Find and colour. Then count and write.

8 10 5





Name	
Class	

Alphabet D-F

1 Trace and copy.

Dd Dd Dd Dd Dd

Dd

Ee Ee Ee Ee Ee

Ee



Ff Ff Ff Ff Ff

Ff

Name _____
 Class _____



2 Listen and say. Then circle. 



e d



e f

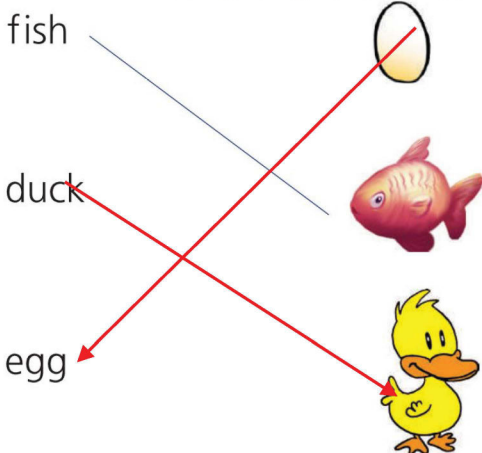


d f

3 Write.

D d , E , F

4 Look and match.



1

Story time

Name

Class

1 Count, match and say.

1



3



9



8

2



6



5



7

4



10



2 Do you like the story? Choose and colour.

هل اعجبتك القصة؟ اختر لون



Name

Class




Revision

لون النقاط واكتشف الأرقام ثم انطقها

1

Colour the dots. Find the numbers and say.



1

Project

استمع وقل ثم لون

1 Listen and say. Then colour. 

Name

Class

English
Art




What's your name?

Hello, hello
What's your name?

Hello, I'm Hassan.
What's your name?
Hi, Hassan.
My name's John.



الجلول اون لاين
hulul.online



Goodbye, goodbye.

Goodbye, Hassan.
Bye, John.

Name

Class



Now I can

1 Count from 1 to 10.



one



two



three



four



five



six



seven



eight



nine



ten

2 Say.



Hello



Goodbye



Hassan



John

3 Say.



Hello. I'm Buzz the Bee.



What's your name?
My name's John.



Goodbye, Hassan.
Bye, John.

Name _____
Class _____

Alphabet G-I

1 Trace and copy.

Gg Gg Gg Gg Gg

Gg

Hh Hh Hh Hh Hh

Hh




Ii Ii Ii Ii Ii

Ii

Name _____
 Class _____



2 Listen and say. Then circle. 


1. 
 h g

2. 
h i

3. 
 g i



3 Look and match.

4 Circle A or B.



 A B 
 حبر ink

 A B 
 اخضر green


 A B 
 قبعة hat

2

A chant

لَوْن

1 Colour.



Name _____
 Class _____




Smart kids

1 Find, colour and say.

انه كتاب انه احمر

It's a book.
It's red.



Name _____

Class _____

1 Listen and tick (✓). 

ما هذا

What's that?




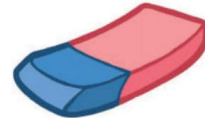
1.

a b

2.

a b

3.

a b

4.

a b

Name

Class

2

Let's play

أوصل النقاط ثم اجب عن الاسئلة

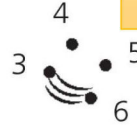
1 Connect the dots and answer the questions.

Yes, it is.

No, it isn't.

نعم ، هو كذلك

لا ، ليس كذلك



1. Is it a pencil?

هل هو قلم رصاص

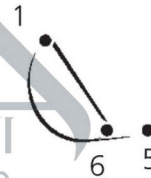
Yes it is



2. Is it a rubber?

هل هي ممحاة

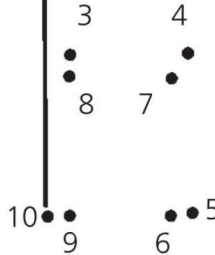
Yes , it is



3. Is it a computer?

هل هو كومبيوتر

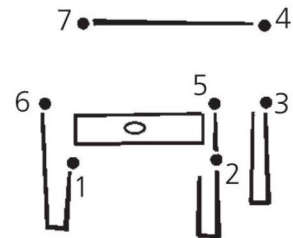
No , it is not



4. Is it a chair?

هل هو كرسي

No , it is not






2

Name

Class

Alphabet J-L

1 Trace and copy.



Name _____
 Class _____



2 Listen and say. Then circle. 



j k



j k



L j

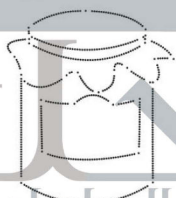
3 Circle.

a J j b
j

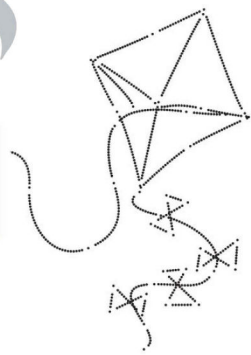
k j k
k K b

e L L g
l L

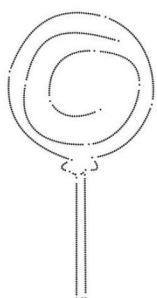
4 Trace and tick (✓).



jam **1**
 kite



kite
 lollipop **2**



jam
 lollipop **3**

Story time

Name _____

Class _____



1 Listen and number (1-4).



a 3

c 1



b 2

d 4

2 Do you like the story? Choose and colour.



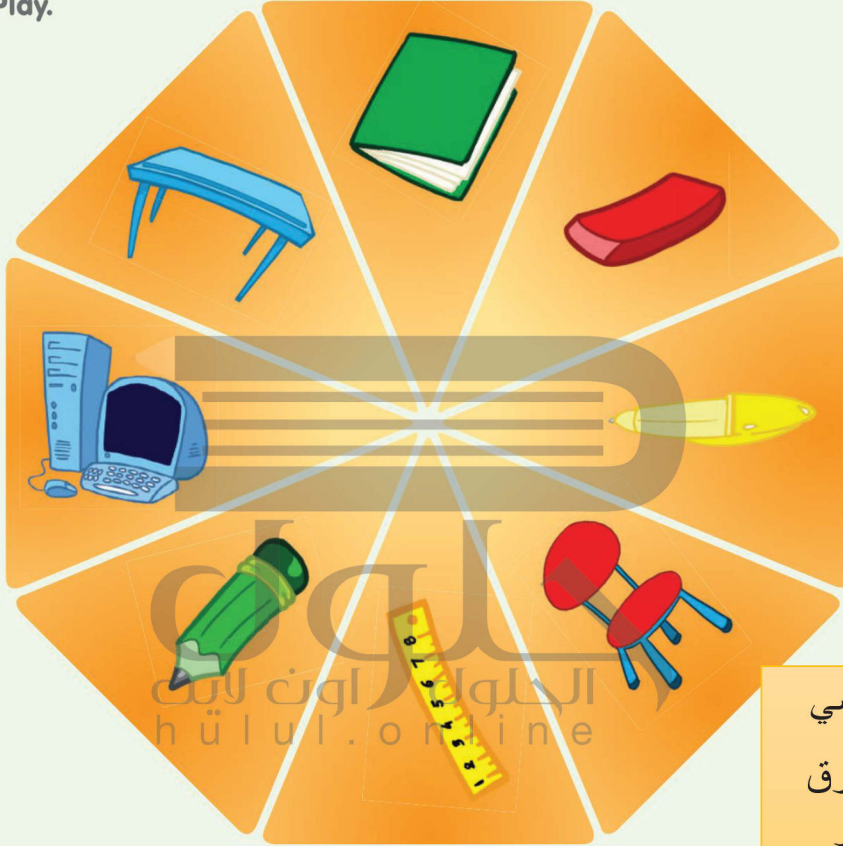
Name

Class

2

Revision

1 Play.



انه كرسي
لونه ازرق
واحمر

ما هذا
وما لونه

What's this?

It's a chair.

What colour is it?

It's red
and blue.

2

Project


Name _____

Class _____

Maths

انظر وارسم ولون

1 Look, draw and colour.



Name

Class

انطق ولون



1 Say the colours.



1. yellow



2. blue



3. green



4. red

قل أدوات الفصل

2 Say the classroom objects.



1. book



2. pen



3. bag



4. ruler



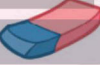
5. pencil



6. chair



7. desk



8. rubber



9. computer

3 Say.



Lisa

4 Say.



What colour is it?
Blue.




What's that?
It's a rubber.



apple



What's this?
It's a pencil.



Is it a computer?
Yes, it is.

3

Family and friends

Name

Class

Alphabet M-0

1 Trace and copy.

Mm Mm Mm Mm Mm

Mm

Nn Nn Nn Nn Nn

Nn


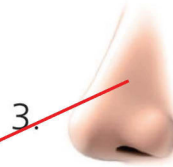
Oo Oo Oo Oo Oo

Oo

Name _____
 Class _____



2 Listen and say. Then match. 



3 Trace and match.

4 Write the letters in the correct order.

M

N

O

O, M, N

M, N, O

o

m

n

n, o, m

m, n, o

hülul.online

5 Choose and write.

m n o



o range

m other

n ose

3 A chant

Name _____
 Class _____



1 Look and match. Then say and colour.

Name _____
 Class _____



Smart kids

هذه هي جدتي



1 Match. Then ask and answer.



من هذا



Who's that?





That's my grandmother.

1.   a.

2.   b.

3.   c.

4.   d.

Name

انها سلحفاة لونها

Class

اصفر واخضر

It's a turtle. It's
yellow and green.

1 Colour. Then point and say.



red




blue



green



yellow



Name _____
 Class _____




Let's play

1 Listen and circle.



Fay



1.

Yes No




2.

Yes No



3.

Yes No



4.

Yes No

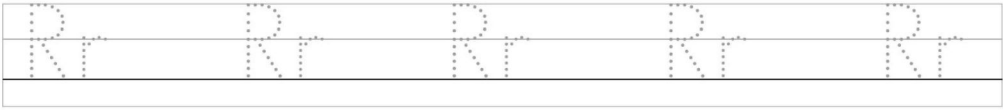
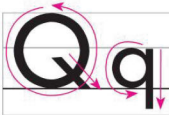
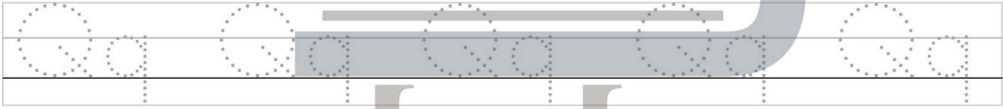
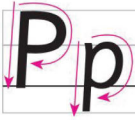
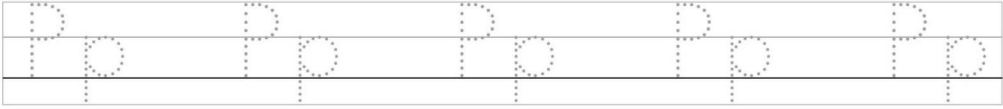
3

Name

Class

Alphabet P-R

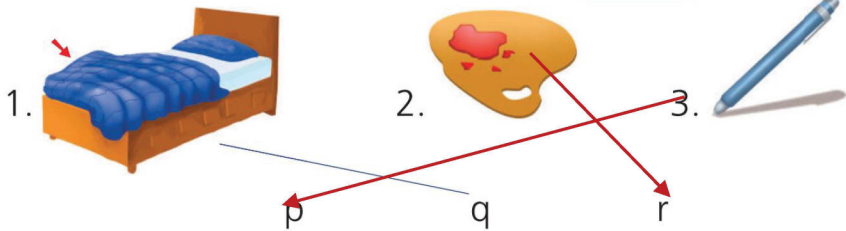
1 Trace and copy.



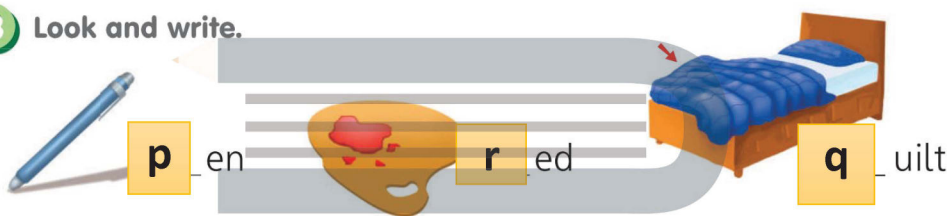
Name _____
 Class _____



2 Listen and say. Then match. 



3 Look and write.



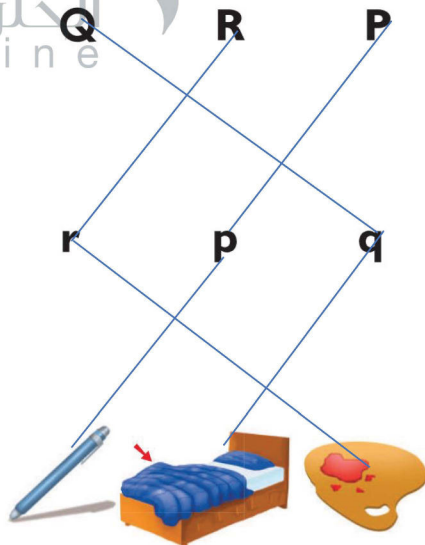
4 Look and circle.

P p q r t p

Q r a q b q

R c r e r g

5 Look and match.



3

Story time

Name

Class

1 Listen and trace. 

Fine, thank you.

مرحبا ارنب
كيف حالكHello, Rabbit.
How are you?

بخير شكرا لك

That's my mother, my
father and my brother.

مرحبا

Hello.

هذه امي وابي واخي



2 Do you like the story? Choose and colour.

هل اعجبتك القصة اختر ولون



Name

Class

3

Revision



1 Listen and tick (✓).



1.

a



b



3.

a



b



2.

a



b



4.

a



b

2 Trace.

Is that your rabbit?

هل هذا ارنب
نعم انه كذلك

Is that your cat?

هل هذه قطتك؟
لا ليست كذلك

No, it isn't.

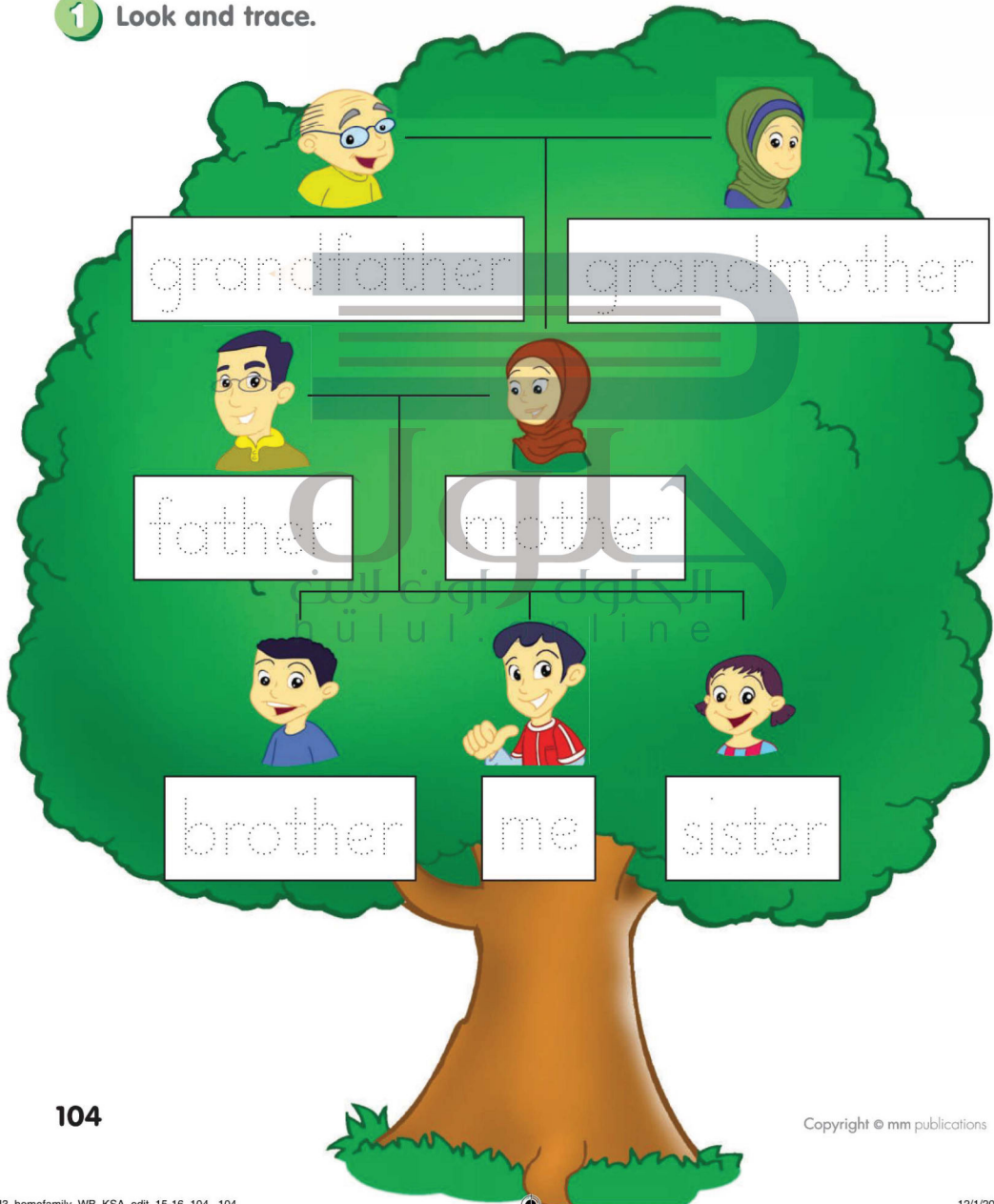


Name _____

Class _____

Social
Studies

1 Look and trace.



Name

Class



Now I can

الآن انا أستطيع

1 Say the family members.



1. father



2. mother



3. brother



4. sister



5. grandfather



6. grandmother

2 Say the pets.



1. rabbit



2. bird



3. turtle



4. fish

3 Say.



me



friend



teacher

4 Say.



This is my sister.



Who's that?
That's my grandmother.



Is that your fish?
Yes, it is.

4 You and me

Name

Class

Alphabet S-U

1 Trace and copy.

Ss Ss Ss Ss Ss

Ss

Tt Tt Tt Tt Tt

Tt

Uu Uu Uu Uu Uu

Uu

Name _____
 Class _____





2 Listen and say. Then match. 



3.

u t s

3 Match.



4 Complete.



Name _____

Class _____

1 Trace and match.

13

twelve

11

eleven

fourteen

12

15

thirteen

14

fifteen

2 Read and colour.

thirteen



eleven




fourteen



twelve



fifteen




Name _____
 Class _____






Smart kids



1 Listen and tick (✓). 





1.  a

 b

2.  a  b

3.  a  b

4.  a  b

Name _____

Class _____

1 Trace. Then listen and match. 

1. She's fat.

a.

2. She's thin.

b.



3. He's happy.

c.



4. It's big.

d.



5. It's small.

e.



Name

Class



Let's play

1 Listen and tick (✓).





Yes, he is.

No, he isn't.

Yes, she is.

No, she isn't.

حلول
الجلول اون لاين
hulul.online



Yes, he is.


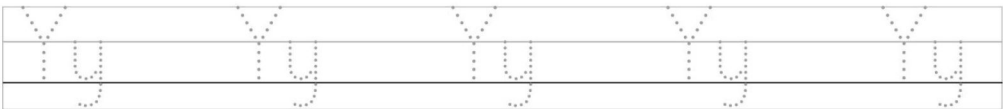
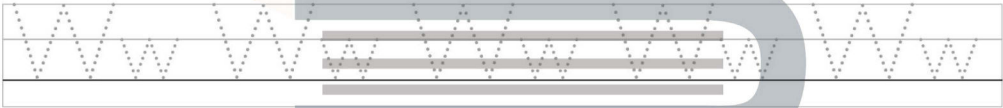
No, he isn't.

Yes, he is.

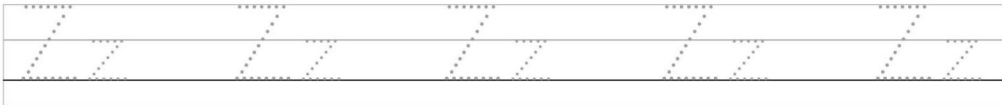
No, he isn't.

Alphabet V-Z

1 Trace and copy.



Name _____
 Class _____



2 Listen and say. Then circle. 




1. u w z 2. y v u 3. u v y 4. x w z 5. z x v

hülul.online

3 Circle and match.

whale zoo fox van yo-yo



4


Story time

Name _____

Class _____

1 Count to find the way. Then say.

عد لتجد الطريق ثم انطق



2 Do you like the story? Choose and colour.



Name

Class

4

Revision

1 Listen and match.



1. How old are you?
I'm eleven.

a.



2. Are you hungry?
Yes, I am.

b.



3. Are you happy?
Yes, I am.

c.



انظر الى الصورة ثم جد الأرقام ولون

2 Look at the picture, find the numbers and colour. Then say.



Name _____

Class _____

English



1 Listen and match. Then say and do. 



If you're happy...


If you're happy, clap your hands!

If you're happy, clap your hands!



If you're sad, cry boohoo!

If you're sad, cry boohoo!



If you're hungry, say I am!

If you're hungry, say I am!

Name

Class



1 Count from 11 to 15.

11

12


13

14

15

eleven twelve thirteen fourteen fifteen

2 Say the adjectives.



1.

thirsty




2.

hungry



3.

happy



4.

sad



5.

big



6.

small



7.

thin




8.

fat



9.

short



10.

tall

3 Say.



boy

4 Say.



How old are you?
I'm ten.



It's big.




girl



Are you hungry?
Yes, I am.

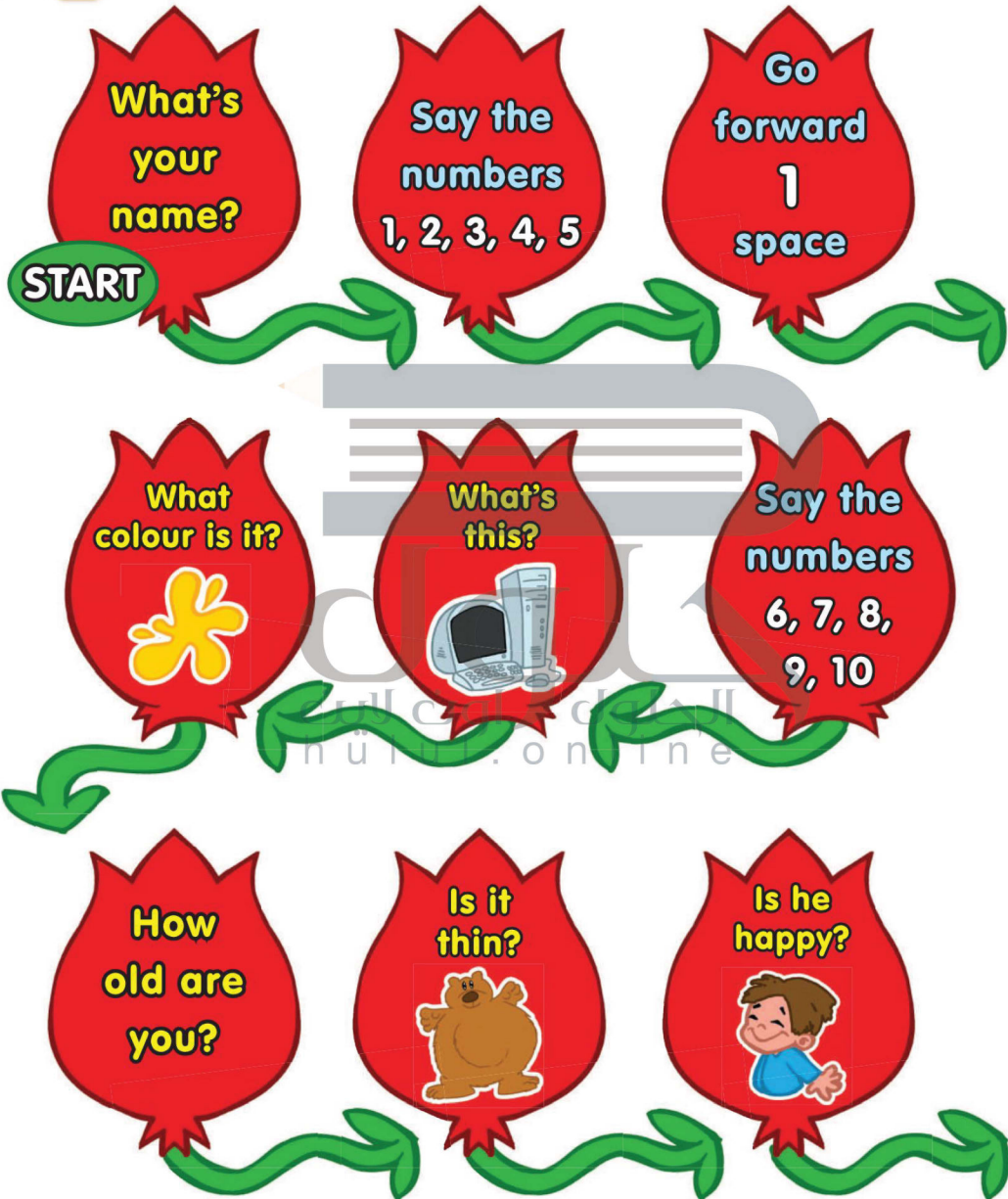


Is she happy?
No, she isn't.



Board game

Use a rubber  to play the game.





Is it a rubber?



Are you hungry?



What colour is it?



Is she thirsty?



Miss a turn

What's this?




What's this?



Say the numbers
11, 12, 13,
14, 15

Who's that?
That's my _____.



FINISH

Cut-outs

حلول
الجلول اون لاين
hulul.online

Cut-outs 1

Project






hülu online

Cut-outs 4

Let's play


Sue



Andy



Greg



Pat



Jim



Taleen



Fatima




Bob





هلول
الهلول اون لاين
hulul.online



Notes

Lined writing area with horizontal lines for text.



Stickers

