



# English Language

# Portfolio



Name :

Section :

# INDEX

N	Content
1	Index
2	Biography
3	Weekly class schedule
4	Assessment file
5	Units Summary
6	Grammar
7	Worksheets



# Biography

**My name:** .....

**Age:** .....

**Place of Birth:** .....

**Restricted grade:** .....

**My role models of life:** .....

**My best friend:** .....

**My Hobby:** .....

**My skills:** .....

**My impression on the substance of English:**

.....





<i>Days</i>	<i>1</i>	<i>2</i>	<i>3</i>	<i>4</i>	<i>5</i>	<i>6</i>	<i>7</i>
Sunday							
Monday							
Tuesday							
Wednesday							
Thursday							

A B C D E  
F G H I J K  
L M N O P  
Q R S T U  
V W X Y Z

# Assessment file



Unit	File Work		Organize file		Notes
	complete	Not complete	Organizer	Not Organizer	
1					
2					
3					
4					
5					
6					





Unit: 1

Big changes

Grammar

Large rounded rectangular area with horizontal dotted lines for writing.

Vocabulary

Large rounded rectangular area with horizontal dotted lines for writing.

Expression

Hexagonal area with horizontal dotted lines for writing.



Unit: 2

Careers

Grammar

Large rounded rectangular area with horizontal dotted lines for grammar practice.

Vocabulary

Large rounded rectangular area with horizontal dotted lines for vocabulary practice.

Expression

Hexagonal area with horizontal dotted lines for expression practice.







Unit: 4

The Art of Advertising

Grammar

Large rounded rectangular area with horizontal dotted lines for grammar practice.

Vocabulary

Large rounded rectangular area with horizontal dotted lines for vocabulary practice.

Expression

Hexagonal area with horizontal dotted lines for expression practice.



Unit: 5

*Did you Hurt Yourself?*

**Grammar**

Large rounded rectangular area with horizontal dotted lines for writing.

**Vocabulary**

Large rounded rectangular area with horizontal dotted lines for writing.

**Expression**

Hexagonal area with horizontal dotted lines for writing.



Unit: 6

Take My Advice

Grammar

Large rounded rectangular area with horizontal dotted lines for writing.

Vocabulary

Large rounded rectangular area with horizontal dotted lines for writing.


Expression

Hexagonal area with horizontal dotted lines for writing.

# Grammar




preposition  
affirmative  
tense  
past  
negative  
infinite  
speech  
active  
adjective  
future  
articles  
adverb  
noun  
passive  
relative  
verb  
grammar  
present  
English  
pronoun  
conditionals







# Form, Meaning and Function



A large rounded rectangular box containing ten horizontal dotted lines for writing.



A large rounded rectangular box containing ten horizontal dotted lines for writing.

# Unit: 2

*present perfect  
progressive*

*present perfect simple*

.....

.....

.....

.....

.....

.....

.....

.....

.....

.....

.....

.....

.....

.....

.....

.....

.....

.....

.....

.....

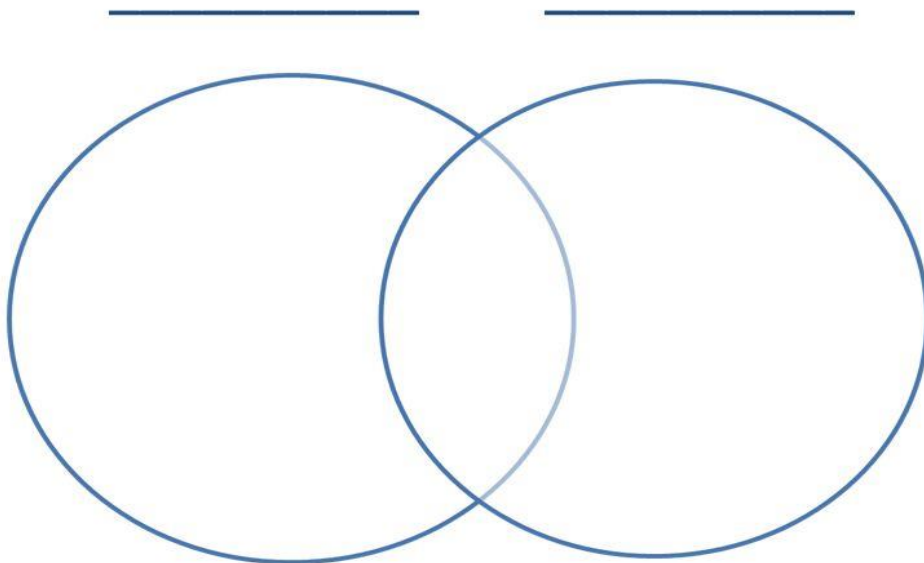
.....

.....

.....

.....

## Venn Diagram



**Adjective+preposition+ Gerund**


.....

.....






# Form, Meaning and Function



A large rounded rectangular box containing ten horizontal dotted lines for writing.

A second large rounded rectangular box, identical to the first, containing ten horizontal dotted lines for writing.



# Unit: 3



A large rounded rectangular box containing ten horizontal dotted lines for writing.

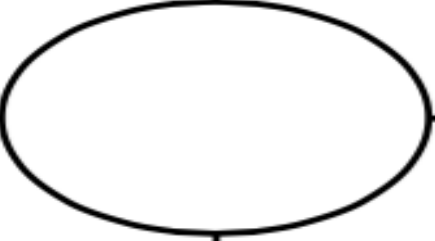


A large rounded rectangular box containing ten horizontal dotted lines for writing.

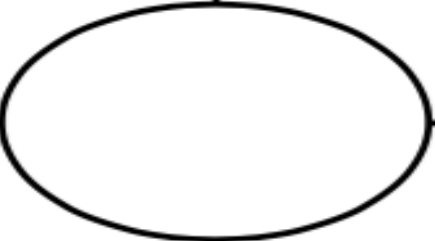


# frayer model

*Future*


-----	-----
	
-----	-----

*Future  
progressiv*

-----	-----
	
-----	-----



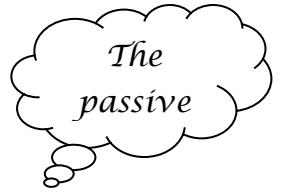
# Form, Meaning and Function



A large rounded rectangular box containing ten horizontal dotted lines for writing.

A large rounded rectangular box containing ten horizontal dotted lines for writing.

# Unit: 4




Simple present

Simple past

present perfect

Future

A large rounded rectangular box with a black border, containing ten horizontal dotted lines for writing.



**Hand down!**

# Unit: 4

## Comparatives

.....

.....

.....

.....

.....

.....

.....

.....

.....

.....

.....

## Superlatives

.....

.....

.....

.....

.....

.....

.....


.....

.....

.....

.....


\* Write Sentence by using these picture :



.....

.....

.....




big bigger biggest

.....

.....

.....




.....

.....

.....



# Form, Meaning and Function



## This - That - These - Those



### Demonstratives

English Grammar

singular

plural

here

this

these

there

that

those

Demonstrative Pronouns

singular This is a red pen.

plural These are blue pens.

**Demonstrative Pronoun + Verb\***

\* or by itself. - e.g. Do you want this?

Demonstrative Adjectives

singular This pen is red.

plural These pens are blue.

**Demonstrative Adjective + Noun**



this book  
(here / close)



that book  
(there / not close)



these books  
(here / close)



those books  
(there / not close)



[www.grammar.cl](http://www.grammar.cl)

[www.woodwardenglish.com](http://www.woodwardenglish.com)

[www.vocabulary.cl](http://www.vocabulary.cl)



1. \_\_\_\_\_ blackboard is small.

2. \_\_\_\_\_ notebook is mine.

3. \_\_\_\_\_ pencil has got an eraser.

4. \_\_\_\_\_ pencil sharpener is green.

5. \_\_\_\_\_ paperclips are yours.



# Possessive Pronouns

Subject	Adjective	Possessive
I	My	Mine
You	Your	Yours
He	His	His
She	Her	Hers
It	Its	Its
We	Our	Ours
You	Your	Yours
They	Their	Theirs

## POSSESSIVE PRONOUNS

Replace the personal pronouns by possessive pronouns.

1. This book is (you) \_\_\_\_\_.
2. The ball is (I) \_\_\_\_\_.
3. The blue car is (we) \_\_\_\_\_.
4. The ring is (she) \_\_\_\_\_.
5. We met Paul and Jane last night. This house is (they) \_\_\_\_\_.
6. The luggage is (he) \_\_\_\_\_.
7. The pictures are (she) \_\_\_\_\_.
8. In our garden is a bird. The nest is (it) \_\_\_\_\_.
9. This cat is (we) \_\_\_\_\_.
10. This was not my fault. It was (you) \_\_\_\_\_.



# Unit 5

*Reflexive  
Pronouns*

.....

.....

.....

.....

.....

.....

.....

*because  
So*

.....

.....

.....

.....

.....

.....

.....

*So and  
Neither*

.....

.....

.....


.....

.....

.....

.....

# Form, Meaning and Function



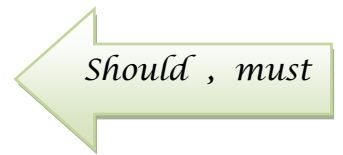
.....

.....

.....

.....

.....



.....

.....

.....

.....

.....



in



on



under



behind



in front of



above



below



between



next to

# Unit: 6

*Modal  
Auxiliari*

.....  
.....  
.....  
.....  
.....  
.....  
.....

Should  
ought to  
Might  
Could


*Had  
Better*

.....  
.....  
.....  
.....  
.....  
.....

*Two - Word - and Three- Word Verbs*

.....  
.....  
.....  
.....

# Form, Meaning and Function



.....

.....

.....

.....

.....

.....

.....

.....

.....

.....

.....

.....

.....