

1

صوتيات Phonics

Lesson Link




www.ien.edu.sa

pencil - book

كتاب - قلم رصاص

استمع وقل

1 Listen and say. 

p



pencil

قلم رصاص



قلم pen

b



book

كتاب



كرة ball

استمع وغنّ


2 Listen and chant. 

أقلام رصاص وأقلام جافة

Pens and pencilsأقلام رصاص وأقلام جافة خضراء
Green pens and pencilsكرات وكتب زرقاء
Blue books and ballsكرة صغيرة وكرة كبيرة
A big ball and a small ball

for Ali and Paul.

لعلي وبول



4



هدايا

Presents 1

A chant

أغنية



هدية present



دمية doll



yo-yo

teddy bear
لعبة دب

بالون balloon

1

استمع وقل
Listen and say.

هدايا Presents

Presents, presents

كم عدد الهدايا؟ How many presents?

دميتين Two dolls, four yo-yos

Three teddy bears too. ألعاب دببة أيضاً

أرنب واحد كبير One big rabbit,

بالون واحد كبير One big balloon

إنها جميعها لك They are all for you.

Presents, presents

كم عدد الهدايا؟ How many presents?

انظر إلى النشاط 1. اسأل وأجب

2

Look at activity 1. Ask and answer.



How many dolls?

كم عدد الدمى؟

دميتين. Two dolls.



1

أطفال أذكيا Smart kids



shirt قميص



shoes حذاء



hat قبعة



thobe ثوب

1 Look and listen. انظر واستمع



ما هذه؟
إنها أثواب

What are these?
They're thobes.



They're = They are

ما هذه؟
إنها قبعات

What are those?
They're hats.



1. What are these? ما هذه؟

- They're shirts. إنها قمصان

2. What are these?

- They're shoes. إنها أحذية

3. What are those?

- They're thobes. إنها أثواب

4. What are those?

- They're hats. قبعات

2 Listen and number (1-4). 



a ٢



c ٣



b 1



d ٤

3 Play. Use the cut-outs on page 117. 

ما هذه؟
What are these?

إنها قبعات
They're hats.



1

Comic رسوم متحركة www.iem.edu.sa

Lesson Link



orange pink brown black white

1 Look and listen.

انظر واستمع

Coloured Balls كرات ملونة

ما لونهما؟

What colour are they?



1

إنهما بلون زهري

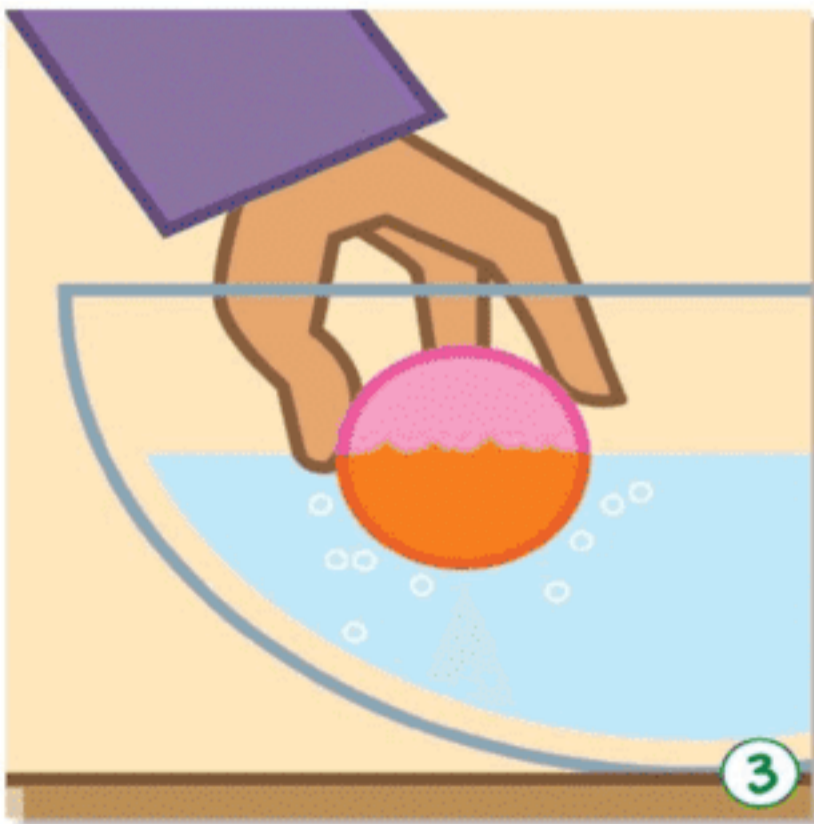
They're pink.



2

الآن إنهما بلون برتقالي

Now they're orange.



3



4

ما لونها؟
إنهم بلون زهري.

What colour are they?
They're pink.

They're = They are



2 Find and stick. Then listen and point. جد و الصق ثم اسمع وأشر



3 Look at activity 2. Ask and answer. انظر إلى النشاط ٢. اسأل وأجب

What colour are they?
ما لونها؟

They're orange.
إنها برتقالية

They're balls.
إنها كرات

Yes.
نعم

1. What colour are they?
ما لونها؟

- They're pink.
إنها زهرية

2. What colour are they?

- They're brown.
بنية

3. What colour are they?

- They're white.
بيضاء

4. What colour are they?

- They're black.
سوداء

5. What colour are they?

- They're orange.
برتقالية

1

هيا بنا نلعب Let's play

Lesson Link



www.ien.edu.sa



سروال trousers فستان dress سترة jumper

هل هذا سروال؟
Are they trousers?

نعم إنه كذلك
Yes, they are.
لا، ليس ذلك
No, they aren't.

aren't = are not



dress → dresses

فساتين فستان

انظر واستمع

1 Look and listen.

هل هذا سروال؟ Are they trousers?

لا، ليس ذلك No, they aren't.



إنه فستان! It's a dress!

Wow!



2 Look and listen. Then play. انظر واستمع ثم العب

هل هذا سروال؟ Are they trousers?

نعم إنه كذلك. بما لونه؟

Yes, they are.
What colour
are they?

إنه أزرق

They're blue.



صوتيات
Phonics
fish - van
فان - سمكة

استمع وقل

1 Listen and say. 

f



سمكة **fish**



سمين **fat**

v



فان **van**



سترة تحتية **vest**

استمع وغنّ


2 Listen and chant. 

السمكة فيني

Vinny the fish

Vinny the funny fish **السمكة المرحّة**
with four vests **مع أربعة سترات تحتية**

Vinny the funny fish **السمكة المرحّة فيني**
with Dan and the van.



1

وقت القصة
Story time

هدايا الأسماك

Fishie's presents

1 Look and listen.

Lesson Link



www.ien.edu.sa

Hello, Fishie. How are you?

مرحباً سمكة. كيف حالك؟

Fine.
Thank you.

بخير
شكراً لك

What are these?

إنها هدايا

They're presents.

إنها لك

They're for you.



A ball, yo-yos, dolls, lollipops, teddy bears... They're great!

كرة ، يويو ، دمي ، مصاصات ،
دمي دببة ... إنها عظيمة!!



Thank you!
شكراً لكم



After reading

من هذا؟

Frame 1: (pointing to Fishie) Who's this?

Fishie.

ما هؤلاء؟

Frame 2: (pointing to the shells) What are these?

Presents. هدايا

Frame 3: What are the presents? ما هذه الهدايا؟

A ball, yo-yos, dolls, lollipops and teddy bears

Frame 4: Are they happy? هل هم سعداء؟

Yes, they are. نعم ، إنهم كذلك



مراجعة ١

Revision 1

1 Listen and tick (✓). 

1.



a



b



2.



a



b



3.



a



b



4.



a



b



1. Are they pink? هل هم بلون زهري؟

No, they aren't. They're orange. لا ليسو كذلك.

إنهم بلون برتقالي

2. What are these? ما هؤلاء؟

They're presents. إنها هدايا

3. What colour are they? ما لونها؟

They're brown. إنهم بلون بني

4. Are they white? هل هم بلون أبيض؟

No, they aren't. They're pink. لا ، إنهم بلون زهري



مشروع Project

اصنع ملصق لغرفتك.

Lesson Link



www.ien.edu.sa

1 Make a poster of your room.



2 أظهِر وقل Show and tell.



My trousers are blue. سروالي أزرق.
My thobe is white. ثوبي أبيض.
My ball is yellow. كرتي صفراء.



1

مراجعة الصوتيات
Phonics revision

Lesson Link



www.jen.edu.sa

استمع وقل

1 Listen and say.

p - b



f - v



استمع وقل . ثم أخط

2 Listen and say. Then circle.



3 Read. اقرأ

الأسماء تبدأ
بأحرف كبيرةNames begin with
CAPITAL letters.e.g. ^H/~~h~~assan^J/~~j~~ohn



Clothes ملابس

1 انظر واستمع
Look and listen.



My abaya is black.

عبايتي سوداء



My hat is red. It's big!

قبعتي حمراء. إنها كبيرة



My dress is blue, red and yellow.

فستاني أزرق أحمر وأصفر

2 Draw a traditional costume from your country and write.



My thobe is white
ثوبي أبيض

2


صوتيات
Phonics

chair - short
قصر - كرسي

Lesson Link



www.ien.edu.sa

1 Listen and say. 

ch



كرسي chair



teacher مدرّس

sh



قصير short



سمكة fish

2 Listen and chant.  استمع و غنّ



أستاذ
Teacher, teacher

Look over there! انظر هناك!
On that chair على الكرسي
On that chair!

He's got fish هو يملك سمك
Big and small كبيرة وصغيرة
They're hungry إنهم جائعون
Eat them all! يأكلونه كله

Toys and games 2



قف stand up اجلس sit down استدر turn around صفق clap your hands

1 Listen and say.

استمع وقل

أنشودة النشاط ABC Action Chant



a ٤

ABCDEF G تعال واجلس معي
Come and sit down with me.
HIJKLMN صفق بيديك ، وقف مجدداً
Clap your hands, stand up again.



OPQRSTU

Say a chant for me and you.

VWXYZ أنشودة من أجلي وأجلك
قل 1 b

Turn around and say it again.

استدر وقلها مجدداً



c ٣



d ٢

2 Listen and number (1-4).

استمع ورقم

2

أطفال أذكياء
Smart kidsLesson Link
www.ien.edu.sabike
دراجة
هوائيةkite
طائرة
ورقيةplane
طائرةcar
سيارة

1

انظر واستمع
Look and listen.مرحباً جون!
هل هذه دراجتك
الجديدة؟Hello, John!
Is that your
new bike?مرحباً حسان
نعم إنها هيHi, Hassan.
Yes, it is.

1

ليس لدي دراجة .
لدي طائرة ورقيةI haven't
got a bike.
I've got a kite.

Wow! It's big!

إنها كبيرة



2

اوه لا

Oh no!

لا بأس.
لدي طائرةIt's OK.
I've got a plane!

3

شكراً
مايكThanks,
Mike!

4

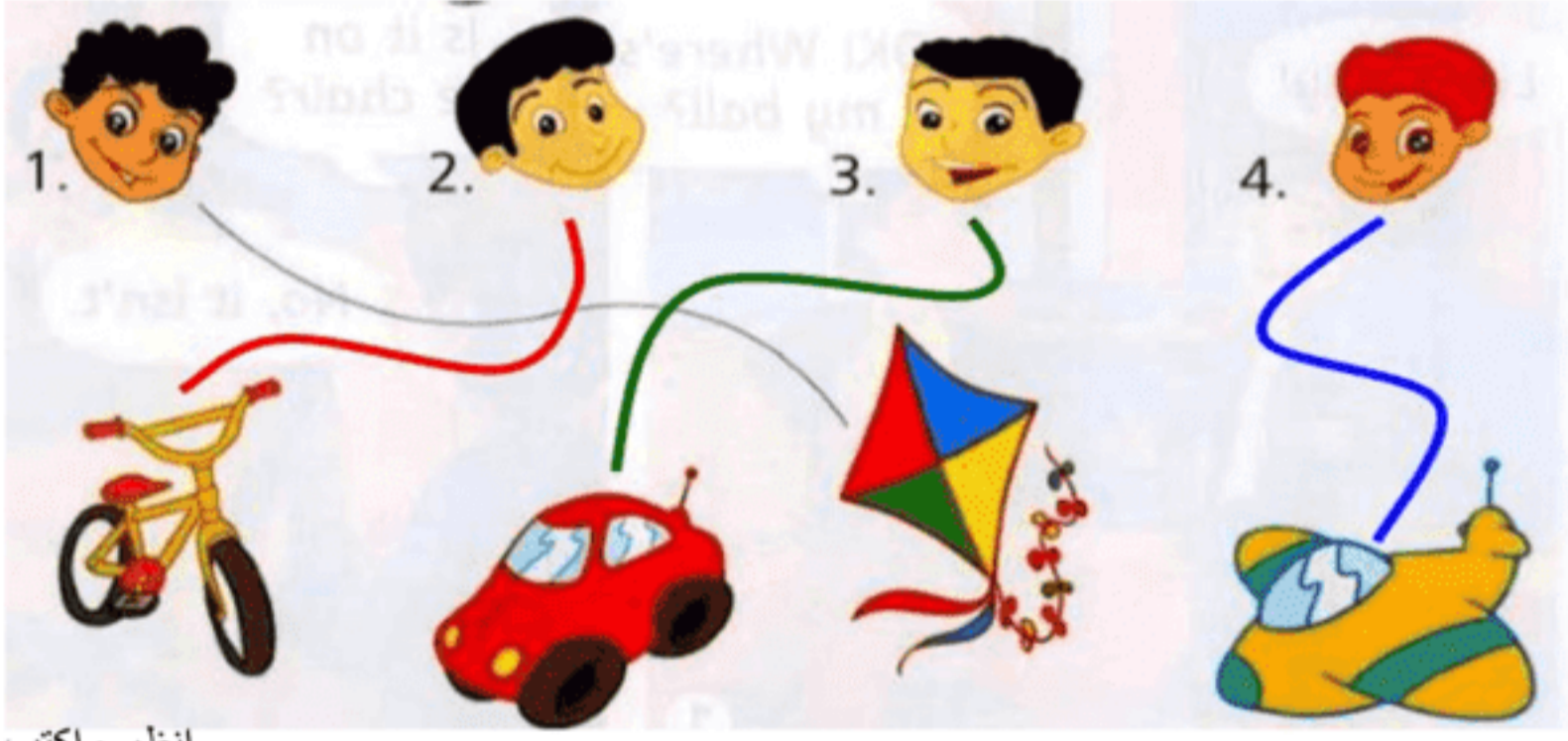


<p>لدي طائرة ورقية I have got a kite.</p> <p>أنت لديك طائرة ورقية You have got a kite.</p> <p>لدينا طائرات ورقية We have got kites.</p>	<p>I have got → I've got</p> <p>You have got → You've got</p> <p>We have got → We've got</p>
<p>أنا لا أملك سيارة I haven't got a car.</p>	<p>haven't = have not</p>




- Hassan: I have got a kite.
طائرة ورقية
- John: I have got a bike.
دراجة هوائية
- John's brother: I have got a car.
لدي سيارة
- Mike: I have got a plane.
لدي طائرة

2 Listen and match. استمع وصل



3 Look and write ✓ for 'I have got' or X for 'I haven't got'. Then say. I have got a teddy bear.
I haven't got a yo-yo.

أنا أملك دمية الدب.
لا أملك يويو.



2

Comic

انظر واسمع

1

Look and listen.

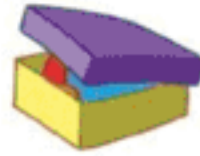
Lesson Link



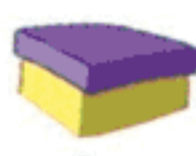
www.ien.edu.sa



on
على



in
في



box
صندوق




robot
روبوت



bed
سرير

Where's the ball? أين الكرة؟



أين الكرة؟

Where's the ball?

إنها على السرير

It's on the bed.




إنها في الصندوق
It's in the box.

Where's = Where is

It's = It is



2 Find and stick. Then read and circle.



الحاسوب على المكتب
الروبوت على السرير
الكرة على الصندوق
الكتاب على الكرسي

1. The computer is on the desk.
2. The robot is on the bed.
3. The ball is on the box.
4. The book is on the chair.

Yes No
 Yes No
 Yes No
 Yes No

3 Play. اللعب

أين الحاسوب؟
Where's the computer?



إنه على المكتب
It's on the desk.



2

هيا نلعب **Let's play**هل لديك سيارة؟
Have you got a car?Yes, I have.
No, I haven't.

haven't = have not

انظر واستمع

1 Look and listen.



Lesson Link



www.ien.edu.sa



انظر واستمع. ثم العب مستخدماً مقتطفات من الصفحة 119

2 Look and listen. Then play. Use the cut-outs on page 119.

هل لديك سيارة؟
Have you got a car?لا ليس لدي
No, I haven't.هل لديك كرة؟
Have you got a ball?نعم لدي
Yes, I have.شكراً
Thanks!

صوتيات Phonics


هذا **thin - this** نحيف

Lesson Link



www.ien.edu.sa

2

1 Listen and say.  استمع وقل

th



13

thirteen

thin نحيف

th



this هذا



that ذاك

2 Listen and chant.  استمع وغنّ



My family عائلتي

This is my mother هذه أمي
And that's my father. وذاك هو أبي

This is my sister هذه أختي
And that's my thin brother. وذاك أخي النحيف



25

2

وقت القصة
Story time

1

انظر واستمع
Look and listen.



Lesson Link




www.ien.edu.sa

روبوت دميمة

TOY ROBOT





روبوت استدر


Robot, turn around.



Robot, stop! Stop!
Oh no!


روبوت توقف
توقف! اوه لا!

Ha ha ha!



مراجعة
Revision 2

استمع وضع إشارة


1 Listen and tick (✓). 



a



b



a



b



a



b




a



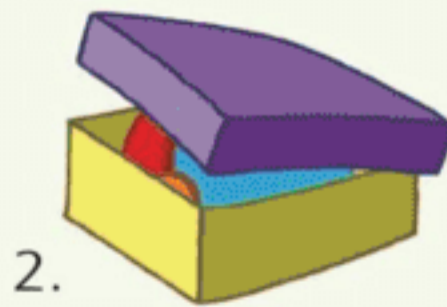
b

2 Look and write. انظر واكتب

on in



The robot is on
the chair. الروبوت
على الكرسي



The ball is in
the box. الكرة في
الصندوق



The plane is on
the bed. الطائرة
على السرير



مشروع

Project

Lesson Link



www.ien.edu.sa

1 اصنع ملصق دميمة
1 Make a toy poster.



2 اظهر وقل
2 Show and tell.

I've got a teddy bear and a plane.

لدي لعبة الدب
وطائرة

I've got a car and a robot.

لدي سيارة
وروبوت





استمع وقل

1 Listen and say.

ch - sh



كرسي chair



مدرّس teacher



قصير short



سمكة fish

th - th



نحيف thin

13

thirteen



هذا this



that ذاك

2 Listen and say. Then circle. استمع وقل ثم أخط

1.



(ch) sh

2.



ch (sh)

3.



(ch) sh

4.



(ch) th

5.



(th) sh

6.

13

(th) ch

3 Read. اقرأ

Hello! I'm Salim and I'm 9 years old.

مرحباً أنا سليم وأنا عمري 9 سنوات

I is always written with
a **CAPITAL letter**.

I تكتب دائماً حرف كبير

smart Time 2

ذكي

جزيرة الألعاب هو متجر للألعاب.
انظر إلى الألعاب في جزيرة الألعاب

Toys

انظر واسمع

1 Look and listen.

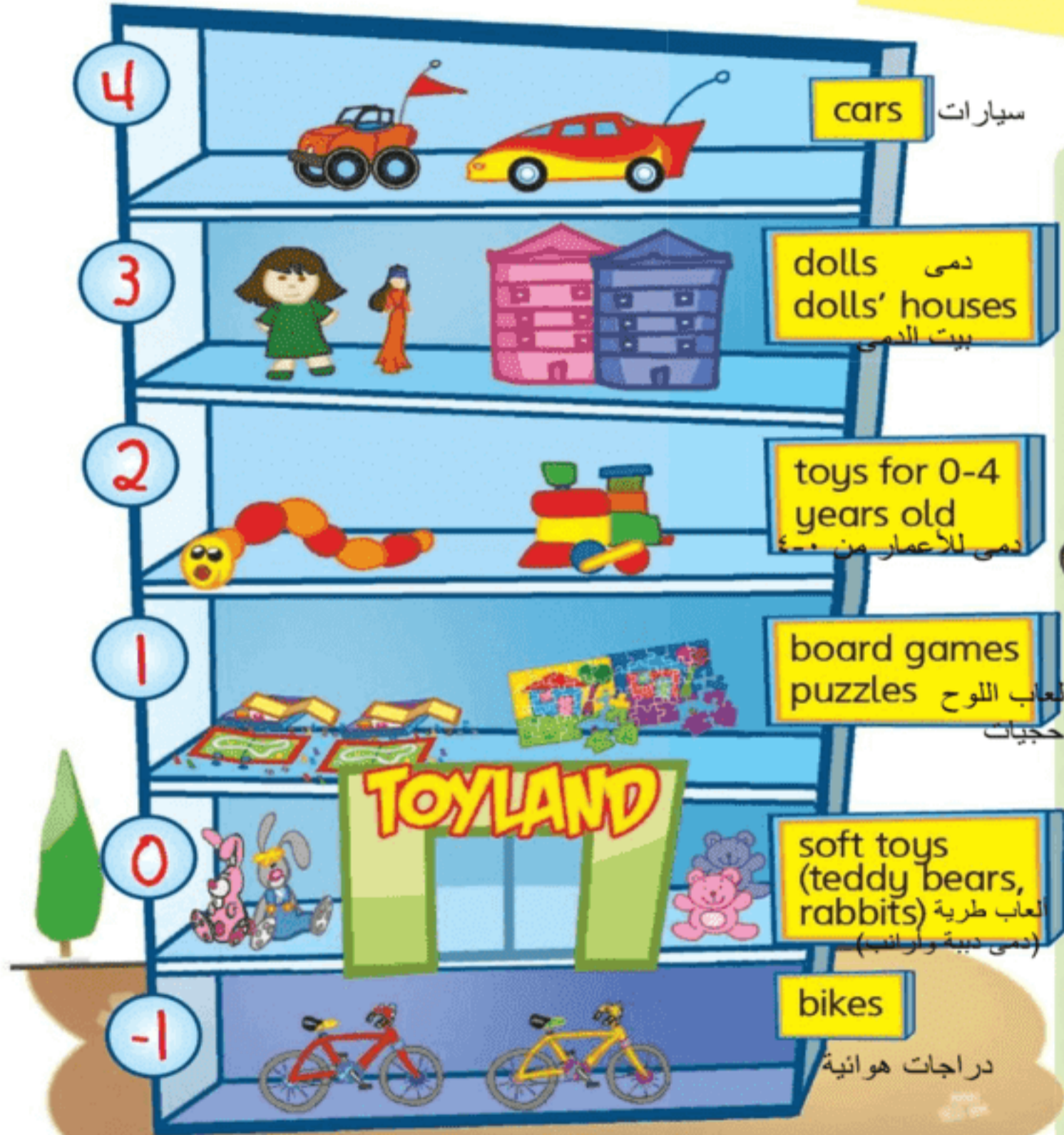


Lesson Link



www.ien.edu.sa

Toyland is a toy shop. Look at the toys in Toyland.



Where can you find these toys? Write (-1)-(4).




a ٣



b -١



c ٠



d ١



e ٤



f ٢



ز عنفة cat - fin قطة

استمع وقل

1 Listen and say.

a




قطة cat



قبعة hat

i



ز عنفة fin



سمكة fish

استمع وغنّ

2 Listen and chant.

السيد سمكة Mr Fish



أنا لست صغيراً I'm not small


أنا سمكة كبيرة I'm a big fish

أنا لست بديناً I'm not fat

أنا سمكة نحيفة I'm a thin fish

أنا لادي ز عنفة I have got a fin

ز عنفة زرقاء كبيرة A big blue fin!



ما لونه؟ What colour is it?

ما هو ذلك؟ What's that? What's that?

إنه القط البدين. It's Pat, the fat cat.

ما لون القبعة؟ What colour is the hat?

إنها سوداء! It's black! It's black!



My body 3

A chant

أنشودة



يلمس touch

آذان ears

عيون eyes

أنف nose

فم mouth

1 Listen and match. Then say and do. استمع وصل ثم قل وافعل



Buzz says

Buzz says,

Touch your mouth, your mouth

المس فمك Touch your mouth.



a.

Buzz says,

Don't touch your nose, your nose

لا تلمس أنف Don't touch your nose.



b.

Buzz says,

Touch your ears, your ears

المس أذنيك Touch your ears.



d.

Buzz says,

Don't touch your eyes, your eyes

لا تلمس عينيك Don't touch your eyes.



المس فمك
Touch
your
mouth.



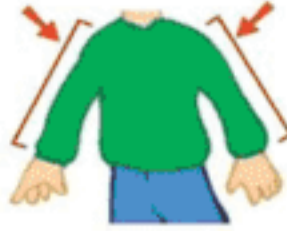
Don't touch
your eyes.
لا تلمس عينيك

3

أطفال أذكى Smart kids

1

انظر واستمع
Look and listen.



head رأس arms ذراع legs ساقان hands يدين long طويل



هو لديه رأس صغير الآن

He has got a small head now.

انظر إلى لعبتي
هيا نلعب!
Look at my game!
Let's play!

OK!



1

هو لديه عينان صغيرتان أيضاً!
He has got small eyes, too!



2

Now he has got a big head!

الآن أصبح لديه رأس كبير!

وساقان طويلتان
And long legs.



3

الآن حسان لديه فم كبير
Now Hassan has got a big mouth.

John!



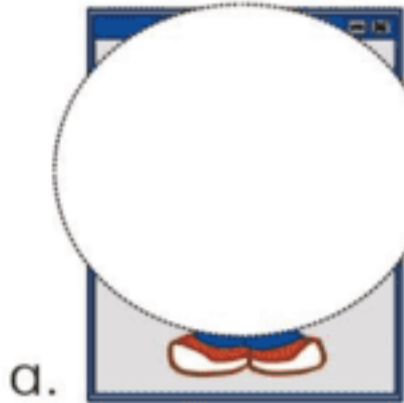
4

لديه ساقان طويلتان He has got long legs.
لديها ذراعان طويلتان She has got long arms.
لديه فم كبير It has got a big mouth.

He has got → He's got
She has got → She's got
It has got → It's got



2 Find and stick. Then listen and match. جد ثم استمع وصل



هو لديه رأس كبير

1. He has got a big head.

لديه رأس صغير

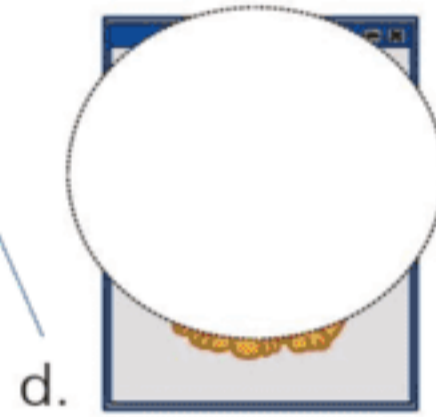
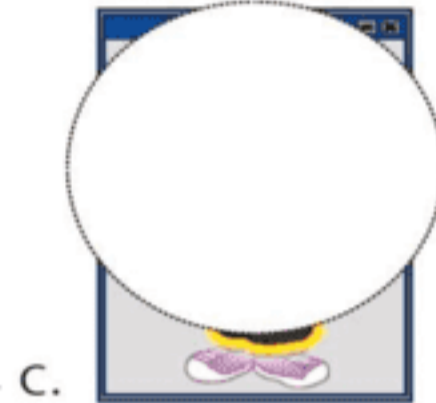
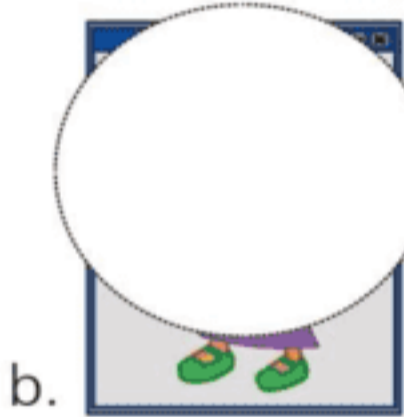
2. It has got a small head.

لديه ساقان طويلتان

3. He has got long legs.

لديها ذراعان قصيرتان


4. She has got short arms.



3 Draw and say. ارسم وقل



Mark has got long arms. مارك لديه
ذراعان
طويلتان



Omar has got short legs. عمر لديه
ساقان
قصيرتان



3

Comic رسوم متحركة

Lesson Link



www.ien.edu.sa



أصابع fingers أصابع قدم toes أسنان teeth أقدام feet ذيل tail

1 Look and listen. انظر واستمع

حيواني الأليف الجديد

My new pet!

ما ذاك؟ What's that?



My new pet.

1

It hasn't got small teeth and it hasn't got a long tail.



2

هو ليس لديه
أسنان
صغيرة
وليس لديه
ذيل طويل

ولكن لديه
أذنان طويلتان ...but it has got
long ears!



Is it a rabbit?

3

نعم

Yes!



4

هو لا يملك قدمين 1. It hasn't got two feet.

لديه ٤ أقدام - It has got four feet.

هو لا يملك أصابع أقدام صغيرة 2. He hasn't got small toes.

لديه أصابع أقدام كبيرة - He has got big toes.

hasn't got = has not got 3. She hasn't got big teeth.

لديها أسنان صغيرة - She has got small teeth.

هو لا يملك ذيل طويل 4. It hasn't got a long tail.

لديه ذيل قصير - It has got a short tail.

هو لا يملك أقدام كبيرة
هي لا تملك أصابع طويلة
هو لا يملك ذيل

He hasn't got big feet.
She hasn't got long fingers.
It hasn't got a tail.

2 Listen and circle.  استمع وأحط



bird



cat



Reema



Fatima



Tom



Dan



cat



rabbit

3 Look at activity 2 and say.  انظر إلى النشاط ٢ وقل

It has got four feet. It hasn't got a long tail.

لديه أربعة أقدام .
ليس لديه ذيل طويل

It's a rabbit. إنه أرنب



3

هيا نلعب

Let's play

1 Look and listen.
انظر واسمع

هل لديه ذيل طويل؟
Has it got a long tail?
Yes, it has. No, it hasn't.
نعم لديه لا ليس لديه


hasn't = has not



www.ien.edu.sa



2 Look and listen. Then play.
انظر استمع ثم العب



Has it got a long tail?
هل لديه ذيل طويل؟

هل هو قطة؟ Is it a cat?

Yes, it has. نعم لديه

Yes. نعم

صوتيات Phonics

ثعلب red - fox أحمر

1 Listen and say. استمع وقل

e



أحمر red



بيض egg

o



ثعلب fox



صندوق box

2 Listen and chant. استمع وغنّ

الثعلب بوب Bob the fox

على الصندوق Is on the box

في الصندوق Is in the box

أوه لا Oh, no! Oh, no!



انظر إلى جن Jen Look at Jen

Look at Jen

لديها ساقان It has got two legs.

Look at Jen

لديها ١٠ بيضات It has got ten eggs!



1 Look and listen.



Big Mouth



- Has the fish got a green tail?
هل السمكة تملك ذيل أخضر؟
- No, it hasn't. It has got a blue tail.
لا إنها تملك ذيل أزرق



- How many legs has the lobster got?
كم عدد أرجل سرطان البحر؟
- Ten. ١٠





انظر لديه ٨ أرجل!
Look! It has got
eight legs!

ليس لديه فم
It hasn't got a
mouth.

توقفوا عن هذا
Stop that.



It has got a mouth.

لديه فم

3

• How many legs has the octopus got?

كم عدد أرجل الأخطبوط؟

- **Eight.** ٨



لدي فم كبير
I have got a big mouth.

Ah!

Ah!

4

• Has the octopus got a mouth?

هل لدى الأخطبوط فم؟

- **Yes, it has. It has got a big mouth.**

نعم لديه فم كبير



مراجعة Revision 3

Lesson Link



www.ien.edu.sa

1. **استمع وضع إشارة**
Listen and tick (✓).


1. Has she got a big nose?

هل لديها أنف كبير؟

No, she hasn't. She has got a small nose.

لا لديها أنف صغير

1.



2. Has he got a small head?

هل لديه رأس صغير؟

No, he hasn't. He has got a big head.

لا لديه رأس كبير

2.



3. Has he got short arms?

هل لديه ذراعان قصيرتان؟

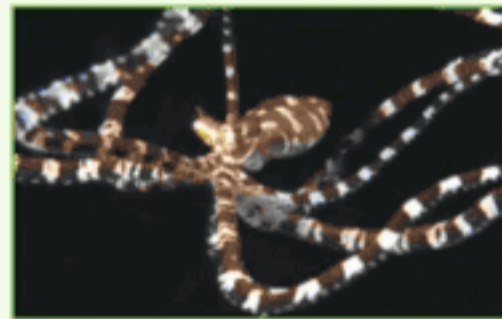
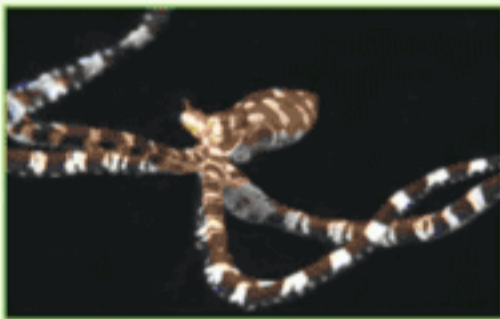
No, he hasn't. He has got long arms.

لا لديه ذراعان طويلتان

3.



4.



4. Has it got four legs?

هل لديه ٤ أرجل؟

No, it hasn't. It has got eight legs.

لا لديه ٨ أرجل



مشروع Project

Lesson Link



www.ien.edu.sa

1

اصنع حيوانات

Make animals.

Use the cut-outs on page 121.



1

2



2

أظهر وقل

Show and tell.

لديه ذيل طويل

It has got a long tail.



It has got long ears.

لديه أذنان طويلتان



Phonics revision



استمع وقل

1 Listen and say.

a - i



قطعة cat



قبعة hat



زعنفة fin



سمكة fish

e - o




أحمر red



بيض egg



ثعلب fox



صندوق box

2 Listen and say. Then circle. استمع وقل ثم أخط

1.



a i

2.



a (i)

3.



a (i)

4.



(e) o

5.



e (o)

6.



e (o)

3 Read. اقرأ



T they're pencils.

جميع الجمل تبدأ بحرف كبير

All sentences start with a **CAPITAL letter** and finish with a **full stop(.)**.

وتنتهي بنقطة



Animals حيوانات

انظر واسمع

1 Look and listen. 

الجمل

Camel



هو بني. لديه
عنق طويل
وأرجل طويلة
لديه أذنان
صغيرتان
أيضاً

It's brown. It has got a long neck and long legs. It has got small ears, too.



Crocodile التمساح

It's green. It has got short legs. It has got a long tail and a big mouth, too!

إنه أخضر. لديه أرجل قصيرة
لديه ذيل طويل وفم كبير أيضاً

2 ارسم واكتب عن الحيوانات.
Draw and write about an animal.



It's **brown**. It's **fat**.

It has got **small ears** and
a big mouth.

هو بني اللون. بدين.
لديه أذنان قصيرتان وفم كبير

4

صوتيات

Phonics


kite - nose

أنف - طائرة ورقية

Lesson Link



www.ien.edu.sa

1 Listen and say. 

استمع وقل

i



طائرة ورقية kite



دراجة هوائية bike

o



أنف nose



وردة rose

2 Listen and chant.  استمع وغنّ


9 طائرات ورقية **Nine kites!**

لدي طائرة ورقية I have got a bike

طائرة زرقاء وحمراء A red and blue bike

لكن يا للروعة، انظروا! But wow, look!

لديه 9 طائرات ورقية He has got nine kites!



Funny fox! الثعلب المضحك

Look at the fox انظر إلى الثعلب

It's got a big nose لديه أنف كبير

A rose is on its nose وردة على أنفه!

A rose is on its nose!



Food 4



موز bananas



عنب grapes



تمر dates



فريز strawberries



برتقال oranges

Food 4

طعام

A chant

أنشودة



www.ien.edu.sa

1 Listen and say. استمع وقل

Yummy, yummy

Yummy, yummy, yummy
I've got fruit in my tummy
لدي فواكه في بطني I like apples and bananas, too.

Yummy, yummy, yummy
I've got fruit in my tummy
أحب البرتقال. ماذا عنك؟ I like oranges, how about you?

Yummy, yummy, yummy
I've got fruit in my tummy
أحب العنب والتمر أيضاً I like grapes and dates, too.

Yummy, yummy, yummy
I've got fruit in my tummy
أحب الفريز. ماذا عنك؟ I like strawberries, how about you?



2 Listen and circle. استمع وأحط

1. I like grapes.

أحب العنب

1.



grapes



strawberries

3.



oranges



dates

3. I like dates.

أحب التمر

2. I like bananas.

أحب الموز

2.



apples



bananas

4.



strawberries



dates

4. I like strawberries.

أحب الفريز

47

4

أطفال أذكيا
Smart kids



carrots جزر

rice رز

eggs بيض

beans فاصولياء

1 Look and listen.



Oh no! I don't like beans and I don't like carrots.

أنا جائع
I'm hungry!

اوه لا أنا لا أحب
الفاصولياء ولا أحب
الجزر

Don't worry.

لا تقلق



Look! Do you like beans and carrots now?

انظروا! هل تحب الفاصولياء
مع الجزر الآن؟



Wow! Yes, I do!

نعم أنا أحبه!

هل تحب الرز؟

Do you like rice?

Yes, I do.

No, I don't.

don't = do not



I don't like beans. أنا لا أحب الفاصولياء

2 Listen and circle. استمع وأحط

1. I like rice.

أنا أحب الرز

1.



3.



3. I like eggs.

أحب البيض

2.



2. I don't like beans.

أنا لا أحب الفاصولياء

4.



4. I don't like carrots.

أنا لا أحب الجزر

3 Look and write ✓ for 'I like' or ✗ for 'I don't like.' Then ask and answer. انظر واكتب صح او خطأ أو لا أعرف ثم اسأل وأجب

هل تحب
الجزر؟ Do you like
carrots?

Yes, I do.

نعم أنا أحبه



4

عالمنا
Our world

Lesson Link



www.ien.edu.sa



معكرونة pasta متلجات ice cream بيتزا pizza

1 Look and listen. انظر واستمع



ما هو طعامك المفضل؟

WHAT'S YOUR FAVOURITE FOOD?



- أنا توم
- I'm Tom. أحب البيتزا
- I like pizza. إنه طعامي المفضل.
- It's my favourite food.



- أنا سليم
- I'm Salim. أحب المتلجات
- I like ice cream. إنها طعامي المفضل.
- It's my favourite food.



- أنا أليكس
- I'm Alex. أحب المعكرونة
- I like pasta. إنها طعامي المفضل.
- It's my favourite food.



- أنا سعود
- I'm Saud. أحب الرز
- I like rice. إنه طعامي المفضل.
- It's my favourite food.

ما هو طعامك المفضل؟
What's your favourite food?
Pasta.

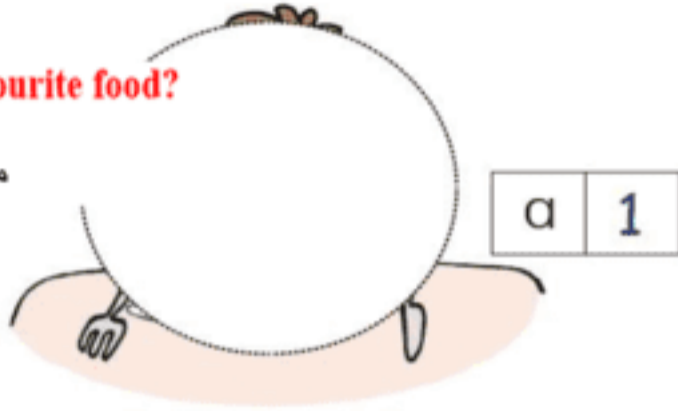
What's = What is



2 Find and stick. Then listen and number (1-4). جد والصق ثم استمع ورقم

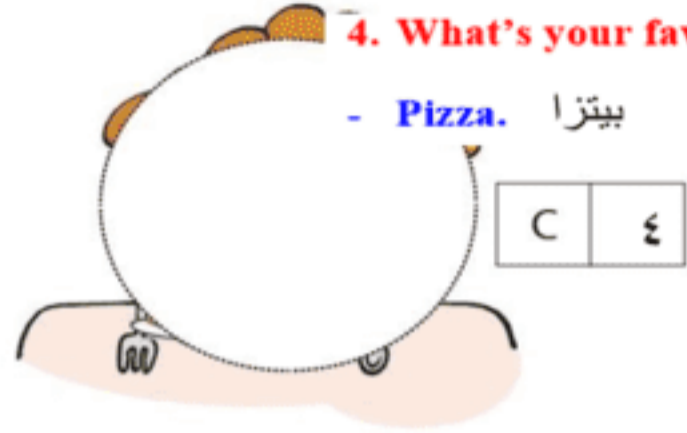
1. What's your favourite food?

- Pasta. معكرونة




4. What's your favourite food?

- Pizza. بيتزا



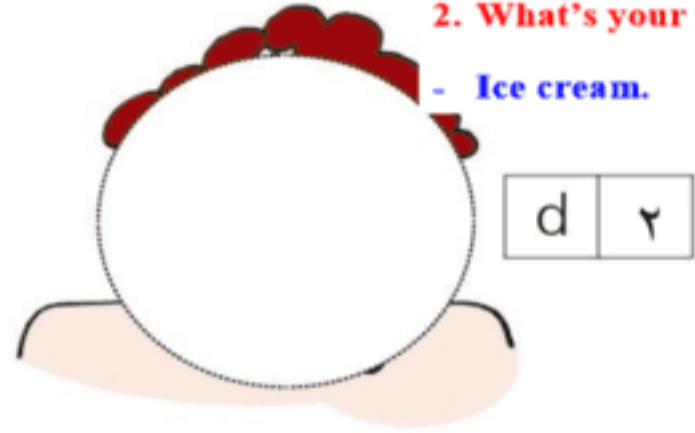
3. What's your favourite food?

- Rice. رز



2. What's your favourite food?

- Ice cream. مثلجات



3 Draw. Then show and say. ارسم ثم أظهر وقل

What's your favourite food?

ما هو طعامك المفضل؟



Pasta.

المعكرونة



4

هيا بنا نلعب

Let's play

16

sixteen

17

seventeen

18

eighteen

19

nineteen

20

twenty

30

thirty

40

forty

50

fifty

60

sixty

70

seventy

80

eighty

90

ninety

100

a hundred

1 Look and listen.



Lesson Link



www.ien.edu.sa



2 Look and listen. Then play. انظر واستمع ثم العب

موزتين من فضلك Two bananas, please.

تفضل
Here you are.

Thanks.
شكراً

صوتيات Phonics

dates - teacher

مدرس - تمر

1 Listen and say. استمع وقل

a



تمر dates



عنب grapes

ea



teacher
مدرس



يقرأ read

2 Listen and chant. استمع وغنّ

Dave

انظر إنه ديف! Look, it's Dave!
هو لديه عنب He has got grapes
والكثير من التمر And a lot of dates.



Teacher!

أستاذ! Teacher, teacher!
جلسوا من فضلكم Sit down, please.
افتحوا كتبكم Open your books
واقروا And read, read, read!



4 وقت القصة Story time

1 انظر واستمع
Look and listen.

Lesson Link



www.ien.edu.sa

DON'T TOUCH THE FOOD!

Hello! How are you?
مرحباً كيف حالك؟

Fine, thank you.
بخير شكراً لك

Hi! I'm Tom.
What's your name?
مرحباً أنا توم
ما اسمك؟

I'm John. I don't like carrots.
أنا جون .
لا أحب الجزر

Frame 1: What's his name?
ما اسمه؟
Tom. / John.

1

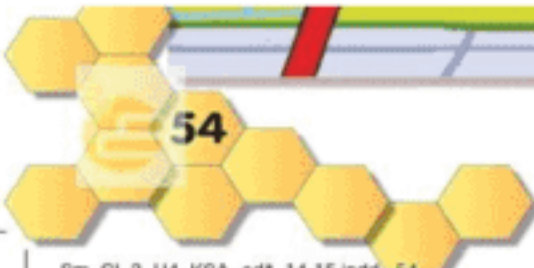
I like beans! Do you like beans?
أحب الفاصولياء . هل تحبها؟

No, I don't. I like rice!
لا لا أحبها . أنا أحب الرز

Frame 2: Does Tom like beans?
هل توم يحب الفاصولياء؟
Yes.

Does John like beans?
هل جون يحب الفاصولياء؟
No.

2



Frame 3: Does Tom like rice?


No. هل توم يحب الرز؟

Does Tom like ice cream?

Yes. هل توم يحب المتلجات؟

Does John like pasta, eggs, and rice?

Yes. هل جون يحب المعكرونة والبيض والرز؟



Frame 4: Are the fathers happy?

No. هل الآباء سعداء؟

Are the boys happy?

No. هل الفتية سعداء؟

مراجعة
Revision 4

Lesson Link



www.ien.edu.sa

1 Look, listen and match.

انظر استمع وصل

1. Ali:

I like pasta. أحب المعكرونة

I like grapes. أحب العنب

I don't like beans. لا أحب الفاصولياء



2. Reema:

I like dates. أحب التمر

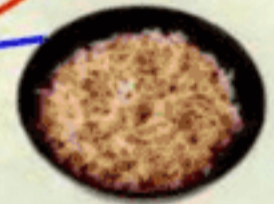

I don't like rice. لا أحب الرز

I don't like bananas. لا أحب الموز



I like

I don't like



2 Look and write. انظر واكتب

Yes, I do.

No, I don't.



1. Do you like apples?

Yes, I do. هل تحب التفاح؟



3. Do you like ice cream? هل تحب التفاح؟

Yes, I do.



2. Do you like fish? هل تحب السمك؟

No, I don't.



4. Do you like strawberries? هل تحب الفريز؟

No, I don't.



مشروع Project

Lesson Link



www.ien.edu.sa

اصنع طعام متحرك

1 Make a food mobile.



2 Ask and answer. اسأل وأجب

What's your favourite food?

ما هو طعامك
المفضل؟

Carrots, pizza
and pasta.

الجزر البيتزا
والمعكرونة





1 Listen and say. استمع وقل

i - o



طائرة ورقية kite دراجة هوائية bike



أنف nose وردة rose

a - ea



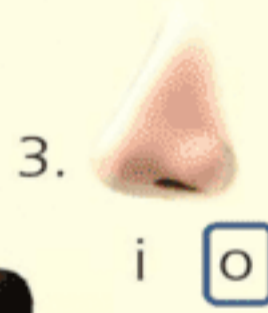


تمر dates عنب grapes



مدرّس teacher يقرأ read

2 Listen and say. Then circle. استمع وقل ثم صل



3 Read. اقرأ



Is it a fox? ?
هل هو ثعلب؟

Always use a **question mark (?)** at the end of a question.

دائماً استخدم علامة الاستفهام (?) في نهاية السؤال



Food طعام

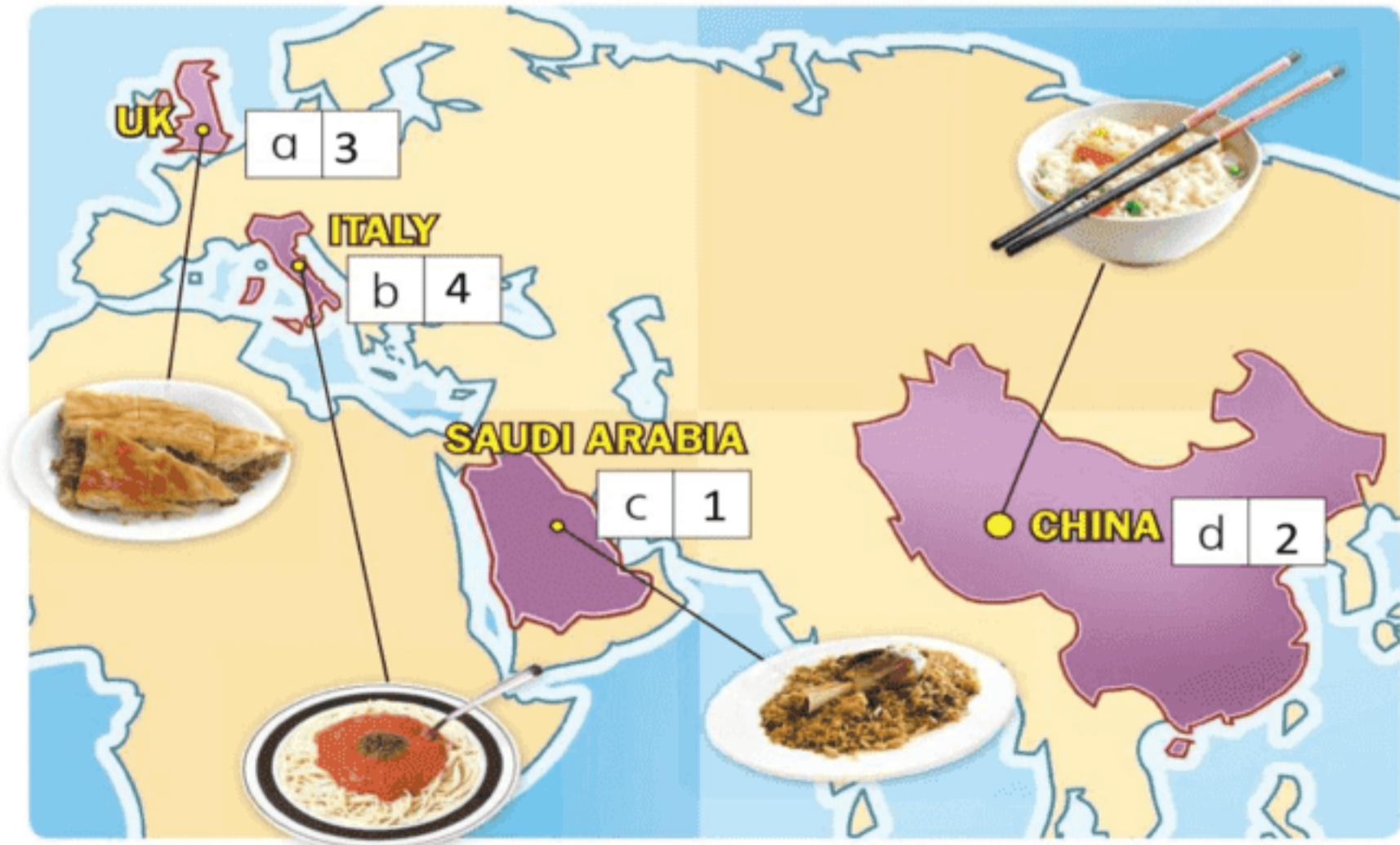
1 Look and listen. Then, number 1-4. انظر واستمع ثم رقم من ١-٤

أحب الكبسة
هي لحمه
مع رز
1. I like kabsa.
It's meat
with rice.

أحب المعكرونة
2. I like
noodles.

أحب شطائر اللحم
3. I like meat
pies.

طعامي المفضل
هو المعكرونة
4. My favourite
food is pasta.



Picture Dictionary

قاموس الصور

Colours ألوان



orange برتقالي pink زهري brown بني black أسود white أبيض

Adjectives



fat بدين long طويل

Actions تصرفات



stand up وقف sit down اجلس turn around استدر touch المس clap your hands صفق بيديك

Clothes ملابس



shoes حذاء trousers سروال shirt قميص dress فستان vest سترة تحتية hat قبعة jumper سترة لاعب القفز thobe ثوب

Toys دمي



yo-yo دمية doll دمية الدب teddy bear دراجة هوائية bike طائفة ورقية kite طائرة plane سيارة car بالون balloon روبات robot

الجسم Body




طعام Food



منوعات Various



1 Listen, say and match. 

1. **pen**



2. **pencil**



3. **ball**



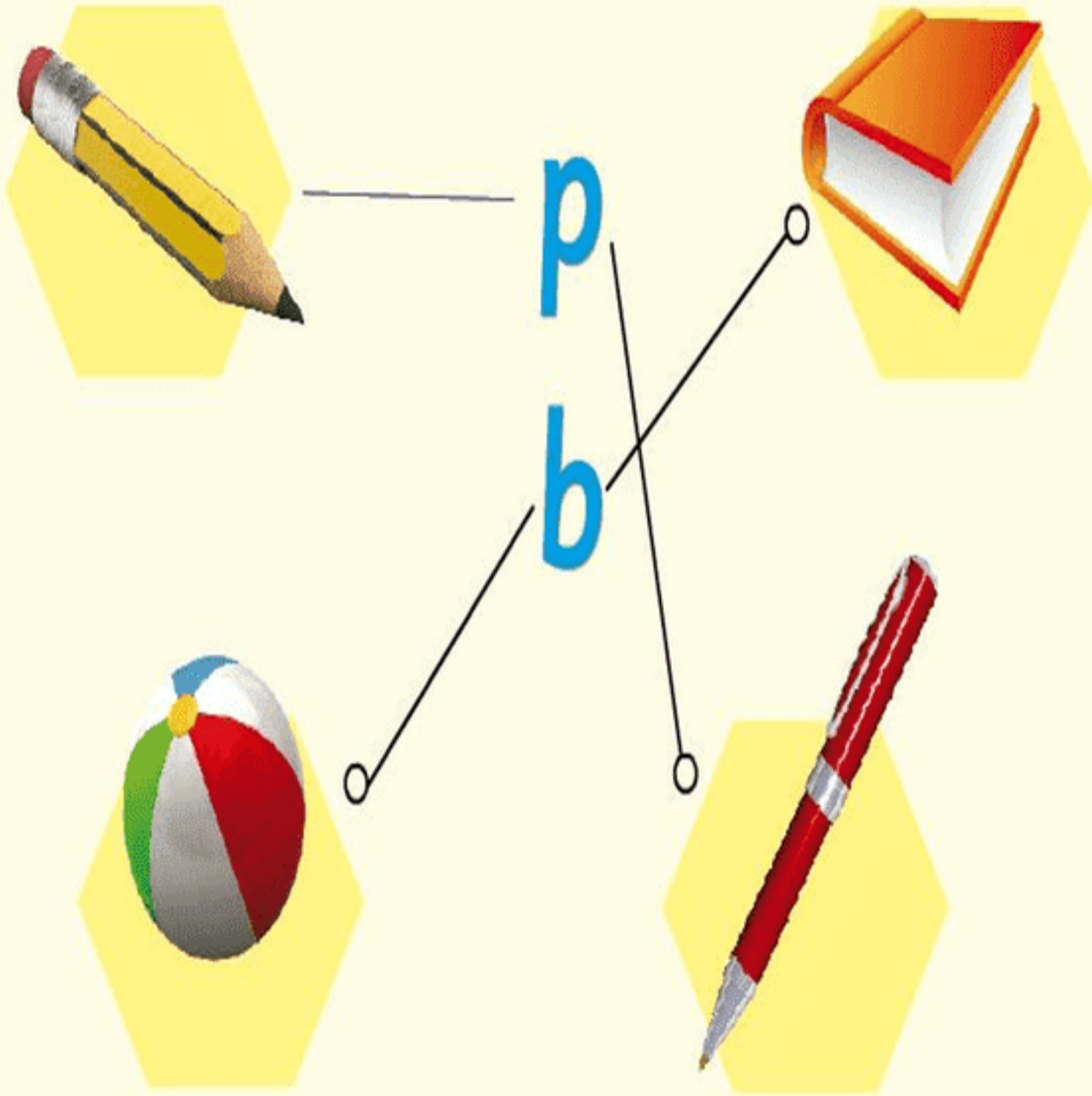
4. **book**



1

Phonics pencil - book

2 Draw a line to the p or b.



3 Listen, say and write the missing letters. 



ha p p y



com p uter



a p p le



b ag

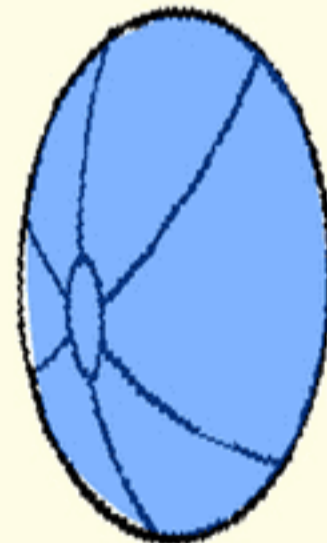
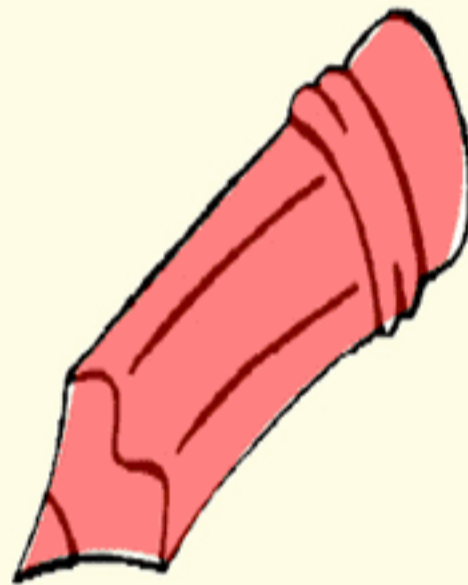


b oy



b ird


4 Colour the 'p' words red and the 'b' words blue.



1 Trace, count and write.



How many balloons? 10 balloons.



How many teddy bears? 5 teddy bears.



How many presents? 7 presents.



How many dolls? 8 dolls.

2 Read and circle.

1. It's **a** / **an** apple.

2. Is it **a** / **an** egg?

3. This is **a** / **an** balloon.

4. That is **a** / **an** umbrella.

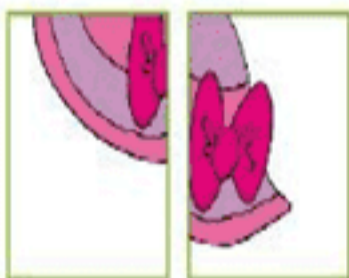
5. It's **a** / **an** doll.

6. This is **a** / **an** present.

1 Listen and number (1-4). 



a **4**



b **2**



What are these?

1. They're shoes.

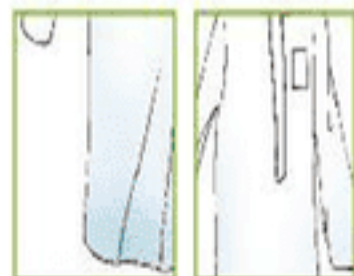
2. They're hats.

3. They're thobes.

4. They're shirts.



c **1**



d **3**

2 Look, read and complete.

these those



What are these? They're thobes.



What are those? They're yo-yos.



What are those? They're shoes.



What are these? They're hats.

1 Colour and say.



white



red



black

What colour are
the presents?

They're red.



orange



pink



brown





1 Listen and tick (✓). 



1.

Yes, they are. No, they aren't. 

2.

Yes, they are. No, they aren't. 

3.

Yes, they are. No, they aren't. 

4.


Yes, they are. No, they aren't. 

5.

Yes, they are. No, they aren't. 

6.

Yes, they are. No, they aren't.

1 Listen, say and match. 

1. **f**at



3. **v**an



2. **f**ish




4. **v**est



1

Phonics fish - van

2 Draw a line to the f or v.



3 Listen, say and write the missing letters. 

1.



f ish

2.



grand f ather

3.





v an

4.




v est

4 Colour the 'f' words red and the 'v' words blue.



1 Listen and colour. 

1. The fish are blue.
2. The lollipops are orange.
3. The yo-yos are red.
4. The teddy bears are brown.
5. The dolls are pink.
6. The ball is black and white.



1

Story time

2 Do you like the story? Choose and colour.



1 Count and write. Then ask and answer.



5



15



11



9




13

How many
thobes?



Five thobes.



1 Listen, read and colour. 

What a mess!

Green shoes and a black book are in my room.

Three red trousers and three red chairs,
For me and for my brown teddy bears.

Two pink shirts are in the room, too,
One for me and one for you.

On the desk, a yellow dress,
What a mess! Oh! What a mess!



1 Say the items.



1.

doll



2.

yo-yo



3.

teddy bear



4.

balloon



5.

present



1

Now I can

2 Say the clothes.



shirt



shoes



hat



jumper



dress



trousers



thobe



3 Say the colours.



orange



pink



brown



black



white



4 Say.



How many rabbits?
Five rabbits.



What are these?
They're lollipops.



What are those?
They're rabbits.




Are they presents?
Yes, they are.



What colour are they?
They're pink.



1 Listen, say and match. 

1. **chair**



3. **fish**




2. **teacher**



4. **short**



2 Listen and number 1-4. 



a	2
---	---



b	4
---	---



c	1
---	---



d	3
---	---

3 Listen, say and write the missing letters. 



tea c h er



fi s h

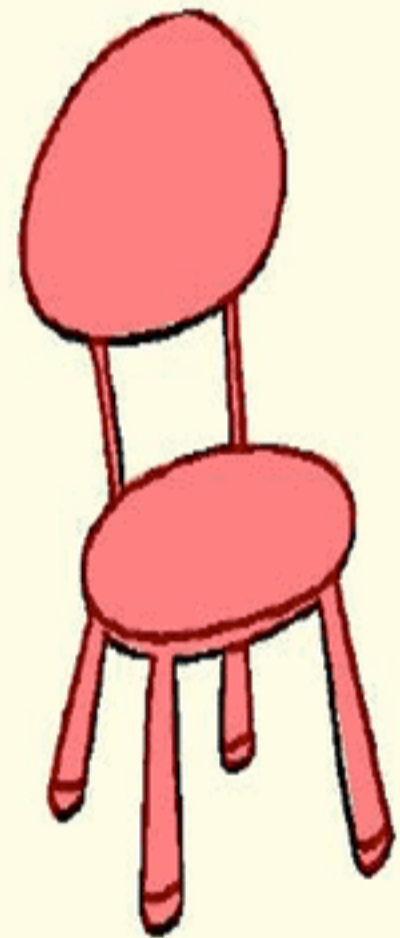


s h ort



c h air

4 Colour the 'ch' words **red** and the 'sh' words **blue**.



1 Look and write.

stand up clap your hands turn around ~~sit down~~



a. sit down



c. clap your hands

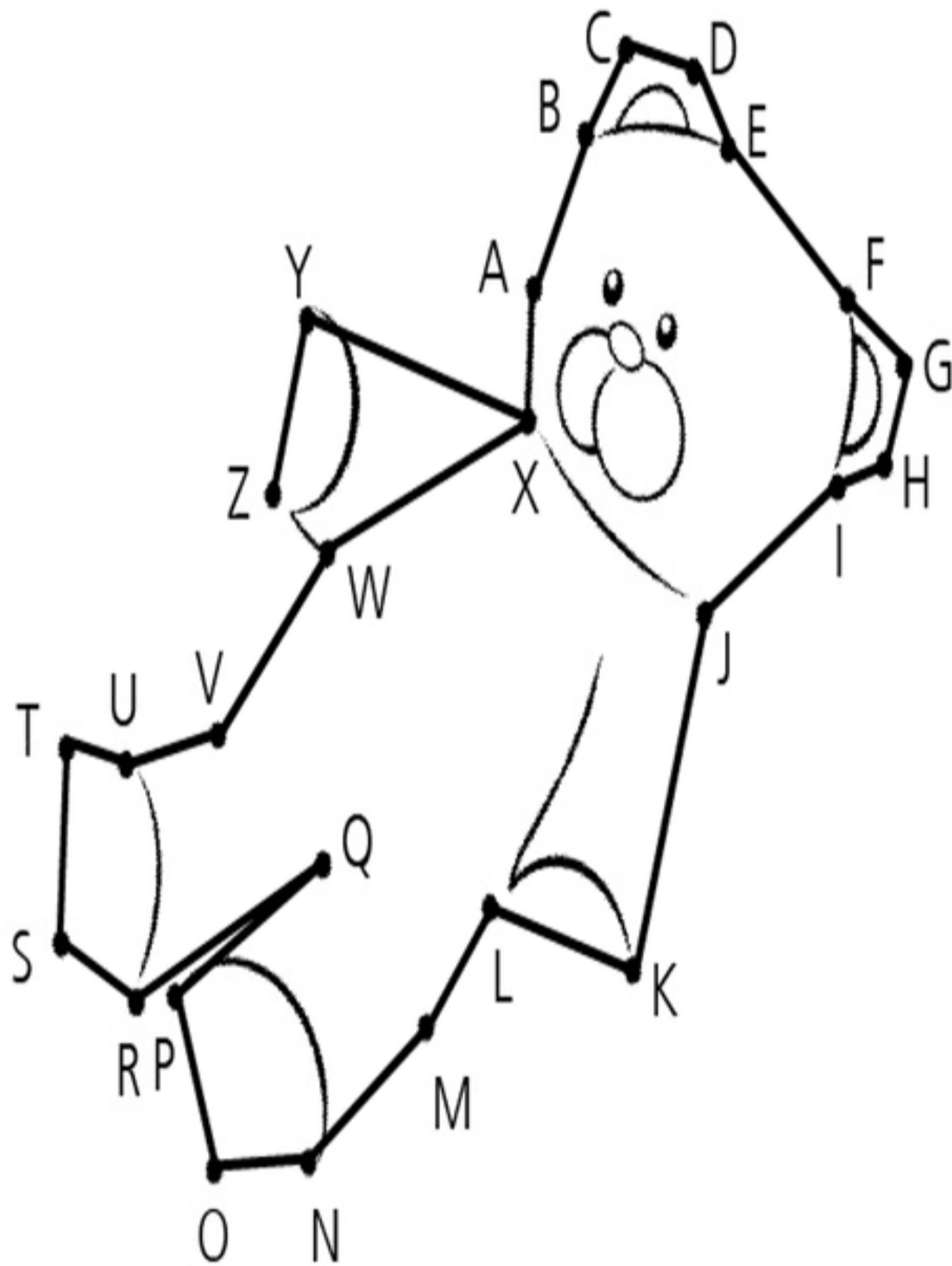


b. turn around




d. stand up

2 What is it? Draw a line to connect the letters from A to Z.



- 1 Find and colour. Then say what you have and haven't got.

I have got a plane. I haven't got a...




2 Look, read and complete.

I've got You've got We've got

We've got
a plane.



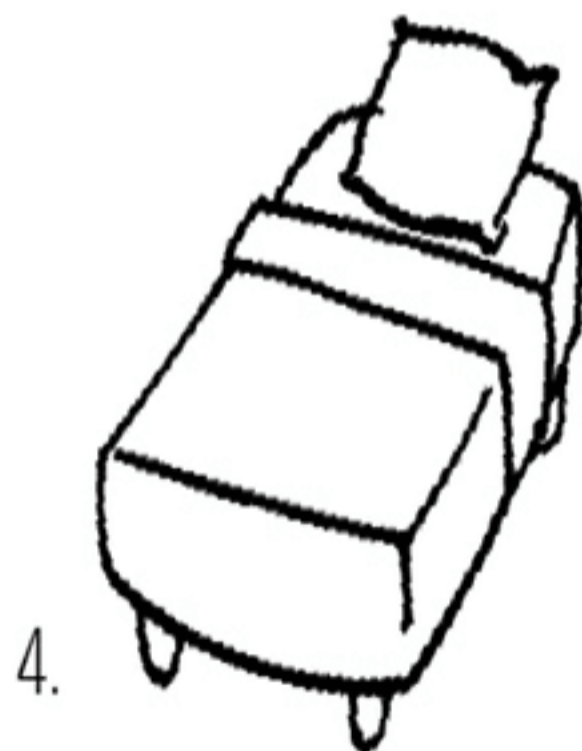
You've got
a kite.



I've got
a bike.



1 Where's the ball? Listen and draw. Then colour. 



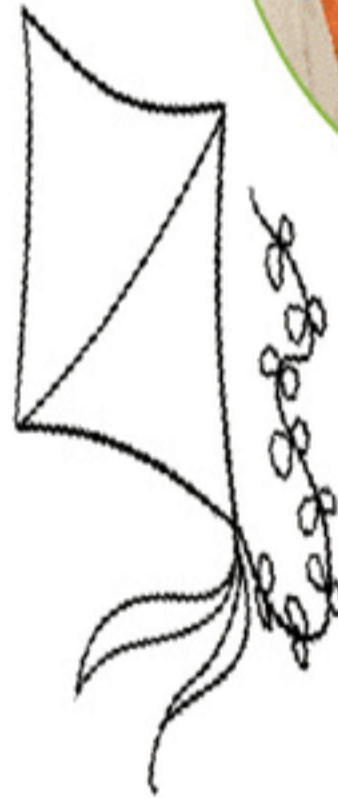
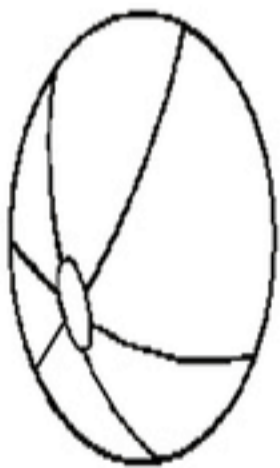
1 Choose and colour. Then ask and answer.




Have you got a teddy bear?



No, I haven't.



1 Listen, say and match. 

1. **that**



3. **thirteen** o




2. **this** o



4. **thin** o



2 Listen and number 1-4. 



a	2
---	---



b	1
---	---

13

c	4
---	---



d	3
---	---

3 Listen, say and write the missing letters. 

1.



mo t h er

2.



t h in

3.



t h is

4.

13

t h irteen

5.




t h at

4 Colour the 'th' words (**th**in) **red** and the 'th' words (**th**at) **blue**.



13



1 Listen and number (1-4). 



a 2



b 4



c 3



d 1

2 Do you like the story? Choose and colour.



1 Look and write.

robot bike plane kite



I've got a plane.



I've got a bike.



I've got a robot.



I've got a kite.



2 Look and write a-d.

1. Where's the dress?

b

2. Where's the ball?

d

3. Where's the hat?

a

4. Where's the shirt?

c


a. It's on the table.

b. It's on the chair.

c. It's on the bed.

d. It's in the box.



1 Listen and do. Then say. 

English
P.E.



Funky Monkey

Let's stand up. No, don't sit down!

Don't sit down, don't sit down!

Let's stand up. No, don't sit down!

Don't sit down. No, don't!

Funky monkey. No, don't stop!

Turn around! Now, let's walk!

Funky monkey. No, don't stop!

Turn around, let's walk!



1 Give instructions.



sit down



turn around



stand up



clap your hands



2 Say the toys.



bike



kite



plane



car



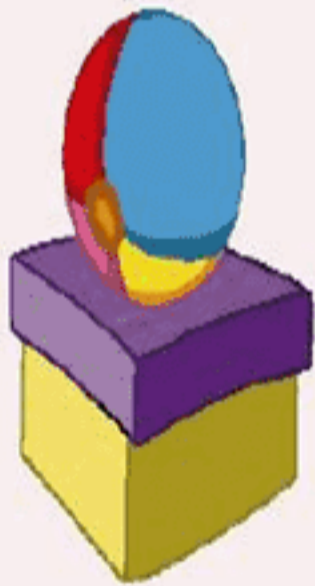
robot



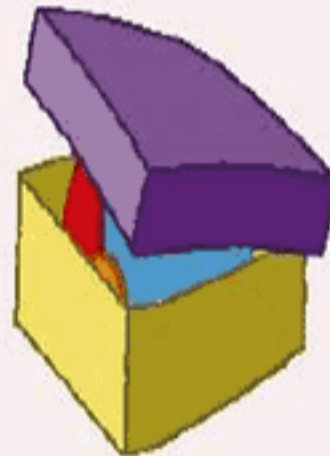
2

Now I can

3 Say the prepositions.



on



in



4 Say the items.



bed



box



5 Say.



I haven't got
a bike. I've
got a kite.




Is it in the
box?



Have you got a robot?
Yes, I have.




1 Listen, say and match. 

1. **cat**



3. **fish**





2. **hat**



4. **fin**



2 Listen and number 1-4. 



a	4
---	---



b	1
---	---



c	2
---	---



d	3
---	---

3 Listen, say and write the missing letters. 

1.



hat

2.



fish

3.




fat

4.



cat

5.

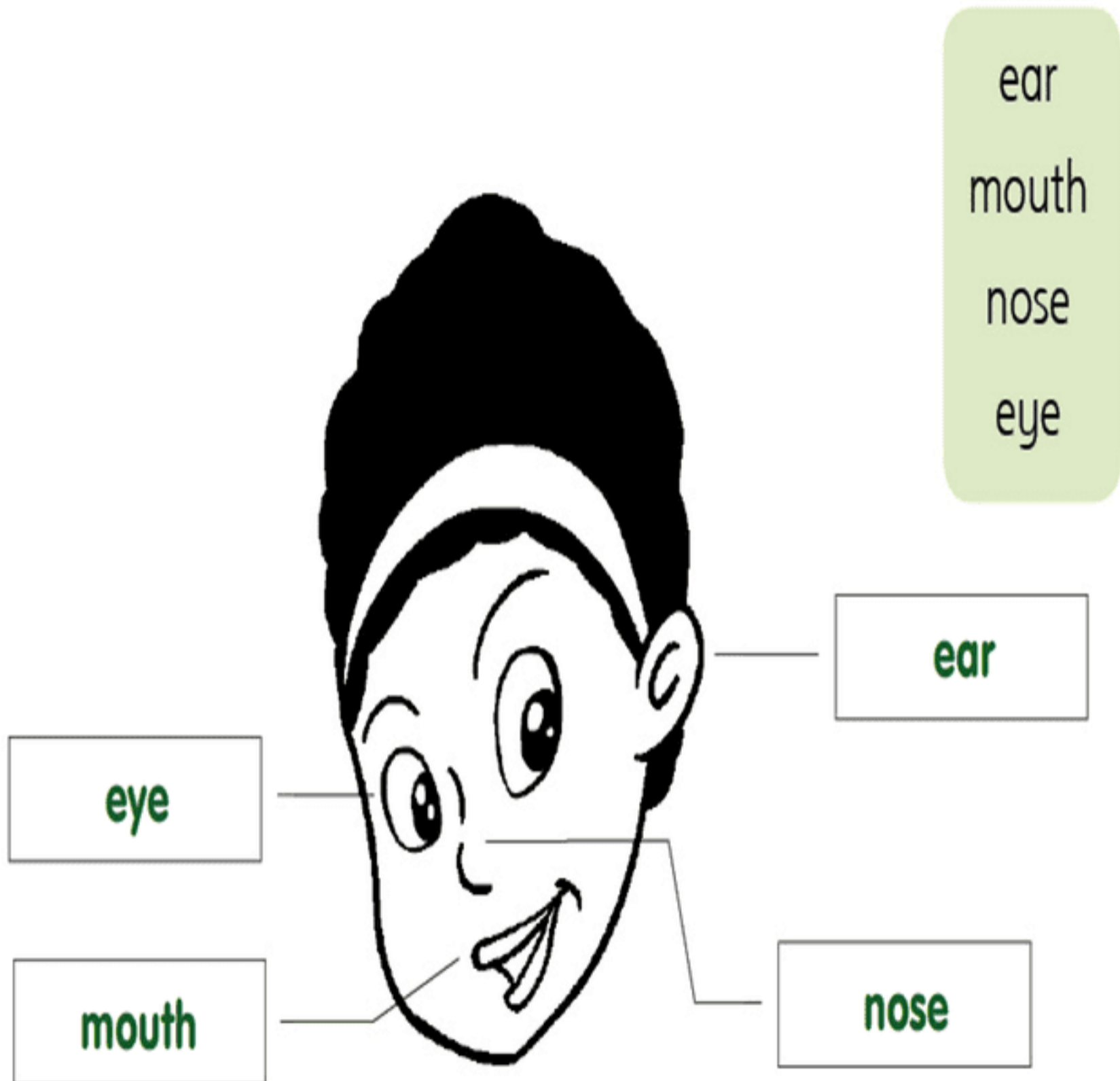


fin

4 Colour the 'a' words red and the 'i' words blue.



1 Write and colour.



2 Listen and number (1-4). 



a	2
---	---



c	3
---	---



b	4
---	---




d	1
---	---

1 Look and draw. Then colour.



He has got a big head. He has got big eyes and big ears, but he has got a small nose and a small mouth.

He has got long arms and long legs, but he has got small hands.



1 Look and write.

teeth fingers ~~feet~~ tail toes



1. feet



2. teeth



3. fingers




4. toes



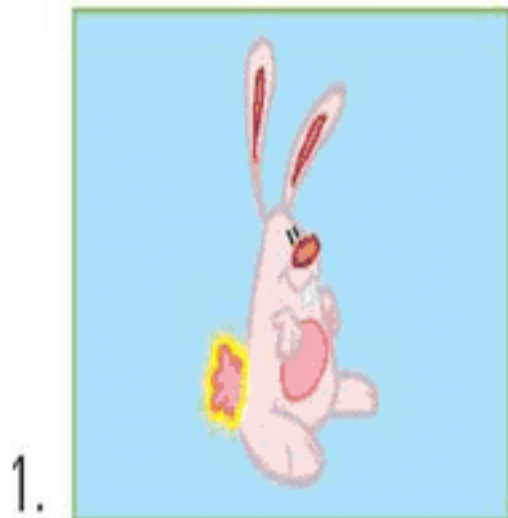
5. tail

2 Find the 5 mistakes in picture b and circle. Then say.

She hasn't got long arms. She has got short arms.



1 Listen and tick (✓). 



Yes, it has.

No, it hasn't.



Yes, he has.

No, he hasn't.




Yes, she has.

No, she hasn't.



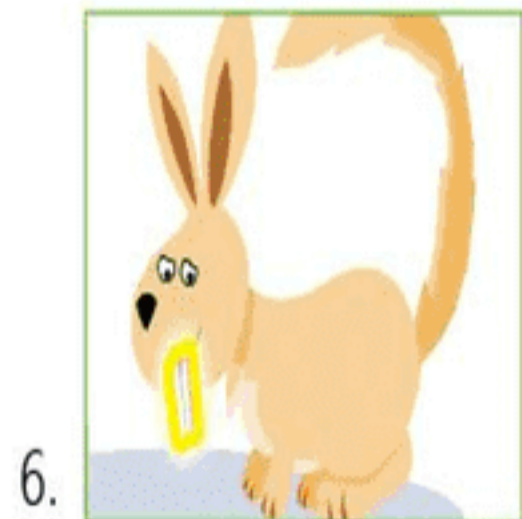
Yes, she has.

No, she hasn't.




Yes, it has.

No, it hasn't.



Yes, it has.

No, it hasn't.

1 Listen, say and match. 

1. **egg**



3. **fox**




2. **red**




4. **box**



2 Listen and number 1-4. 



a	2
---	---



b	4
---	---



c	3
---	---



d	1
---	---

3 Listen, say and write the missing letters. 

1.



e gg

2.



b o x

3.




f o x

4.



r e d

4 Colour the 'e' words red and the 'o' words blue.



1 Look and match.

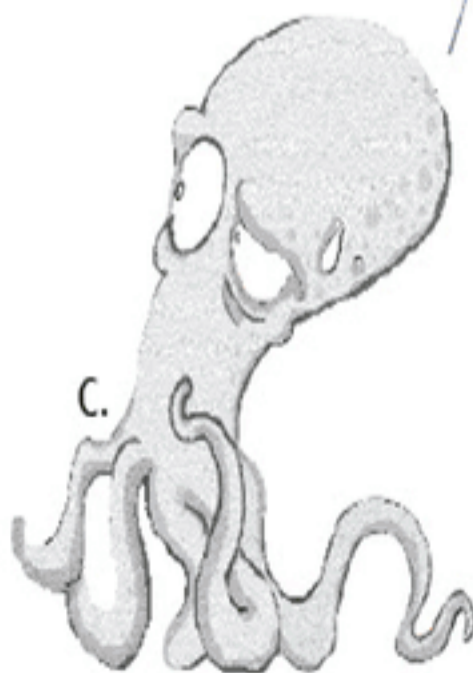


It has got big eyes.

He has got two arms.

He hasn't got a tail.

It has got ten legs.



2 Do you like the story? Choose and colour.



1 Look and circle.




1.

He has got / **He hasn't got**
long arms.



2.

It has got / It hasn't got
a long tail.



3.

She has got / She hasn't got
big eyes.



4.

He has got / **He hasn't got**
a small nose.



5.

It has got / It hasn't got
short legs.



6.

She has got / **She hasn't got**
a big mouth.

















1 Look and write. Then listen, say and touch. 

Head nose eyes mouth ears toes

English
P.E.



Head and shoulders

 (1) Head,  shoulders,  knees and
 (2) toes,  knees and  (3) toes.
 And  (4) eyes and  (5) ears and
 (6) mouth and  (7) nose.  (8) Head,
 shoulders,  knees and  (9) toes,  knees
 and  (10) toes.

















1 Look and write. Then listen, say and touch. 

Head nose eyes mouth ears toes

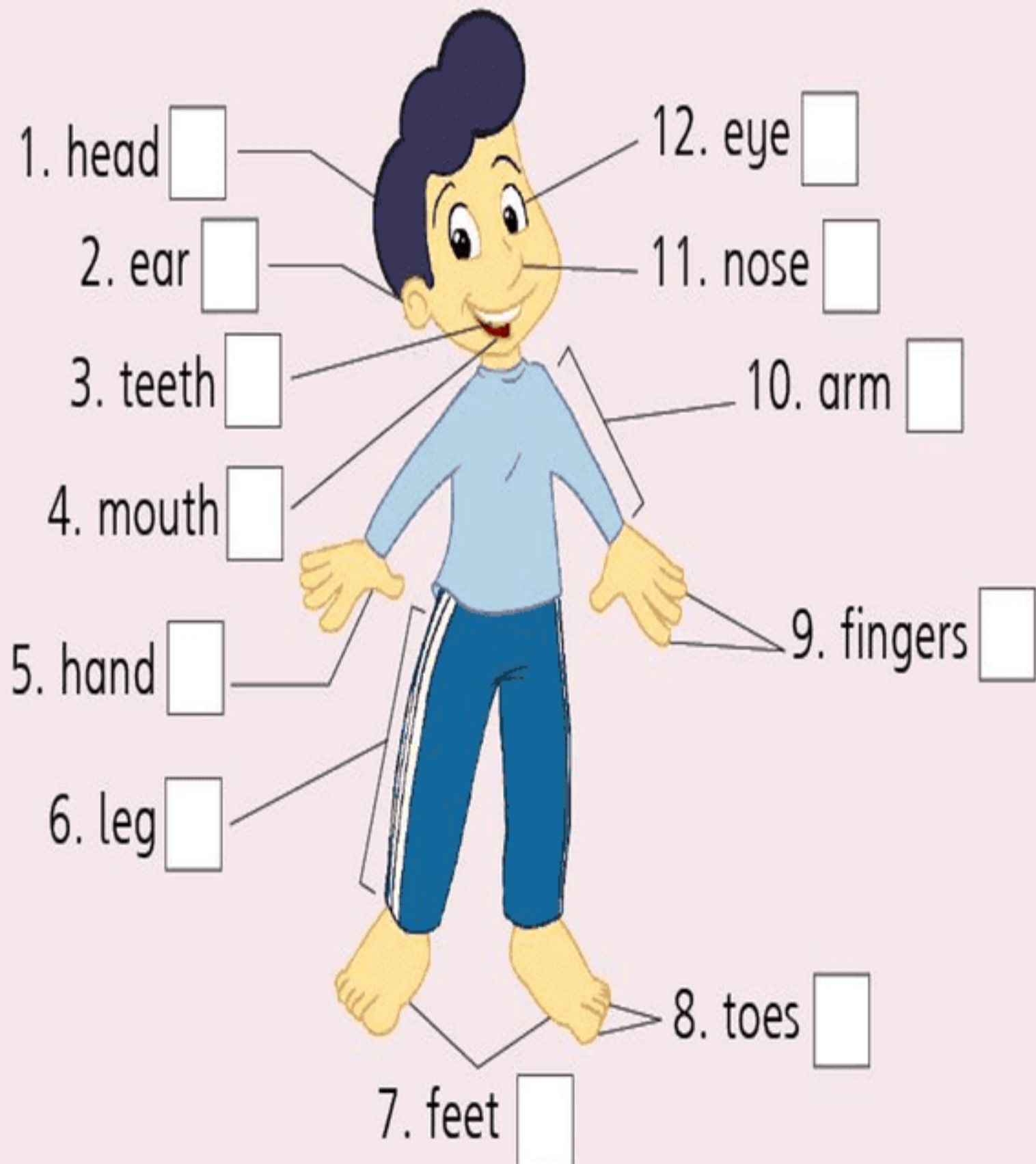
English
P.E.



Head and shoulders

 (1) Head,  shoulders,  knees and
 (2) toes,  knees and  (3) toes.
 And  (4) eyes and  (5) ears and
 (6) mouth and  (7) nose.  (8) Head,
 shoulders,  knees and  (9) toes,  knees
 and  (10) toes.

1 Say the parts of the body.



2 Say.



1.

Don't touch your nose.



3.

Has it got long ears?

Yes, it has.




2.

He has got a big head
and long legs.


4.

It hasn't got small
ears.


1 Listen, say and match. 

1. bike



3. rose



2. kite



4. nose



2 Listen and number 1-4. 



a 2



b 4



c 1



d 3

3 Listen, say and write the missing letters. 



k i te



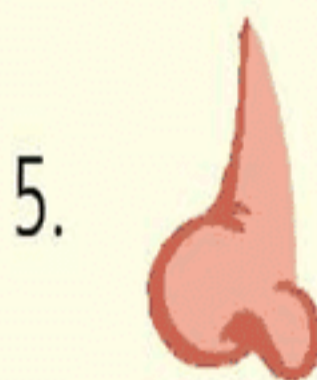
n i ne



r o se




b i ke



n o se

4 Colour the 'i' words red and the 'o' words blue.



1 Look and tick.

1. I like grapes.

I like bananas.



2. I like oranges.

I like strawberries.



3. I like dates.

I like apples.



2 Find, count and write. Then say.



5



10




15



8

Five apples.



1 Draw 😊 or ☹️. Then say. 


I like eggs. Do you like eggs?

No, I don't. I like...



1 Follow and write.

ice cream rice pasta pizza



What's your favourite food?



1 Write the numbers.

1. **10** _____ ten _____

5. **50** _____ fifty _____

2. **20** _____ twenty _____

6. **60** _____ sixty _____

9. **90** _____ ninety _____

3. **30** _____ thirty _____

7. **70** _____ seventy _____

10. **100** _____ a hundred _____

4. **40** _____ forty _____

8. **80** _____ eighty _____

2 Listen and match. 



Here you are.

Thank you. Bye!

Two ice creams, please.

3 Count and write. Then ask and answer.

How many pizzas?

Sixteen pizzas.



1 Listen, say and match. 

1. grapes



3. read




2. **d**ates



4. **t**eacher



2 Listen and number 1-4. 



a 3



b 4



c 2



d 1


3 Listen, say and write the missing letters. 



d a tes



r e a d

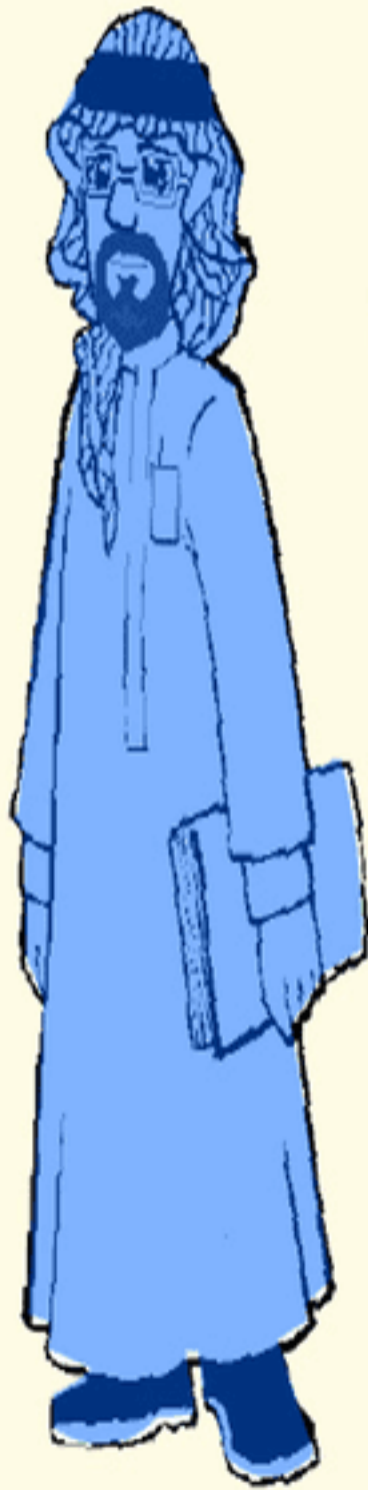


gr a pes



t e a cher

4 Colour the 'a' words red and the 'ea' words blue. 



1 Choose and write.

Hi! I'm Tom.
What's your
name?



I'm John and
I don't like
carrots.

I like
I don't like

What's your favourite food?

Rice.

Pizza.

Rice.



2 Do you like the story? Choose and colour.



1 Look and write.

ice cream

pizza

carrots


dates

fish


rice

pasta


beans

1.  1.


p
i
z
z

2.  2.


d
a
t

3.  3.


r
i
c
e

4.  4.


i	c	e		c	r	e	a	m
---	---	---	--	---	---	---	---	---

5.  5.


p
a

6.  6.

f
i
s
h

7.  7.

c	a	r	r	o	t	s
---	---	---	---	---	---	---

8.  8.

b	e	a	n	s
---	---	---	---	---

1 Look and match.

The image shows a food pyramid divided into five colored sections, each containing different food items. To the right of the pyramid is a sign on a post that says "Health" in red letters, with a cartoon bee wearing glasses flying nearby. Below the pyramid are five items labeled a through e, each with a line connecting it to a specific section of the pyramid:

- a. Carrots (connected to section 2, green)
- b. Ice cream (connected to section 4, blue)
- c. Almond (connected to section 3, red)
- d. Pasta (connected to section 1, orange)
- e. Strawberry (connected to section 5, purple)

1 Say the fruit.



bananas



dates



grapes



oranges



strawberries



2 Say the food.



carrots



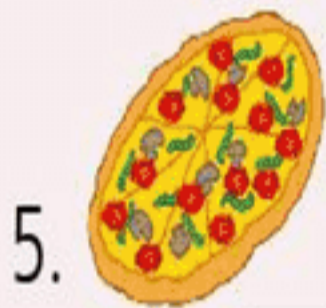
rice



eggs



beans



pizza



ice cream



pasta



3 Say.



I like
strawberries.



Do you like
beans?
No, I don't.



What's your
favourite food?
Rice.

