

H. Q. Mitchell – Marileni Malkogianni



TOP STARS 2a

Student's Book



Academic Year 2021–2022



GRADE **2**

SEMESTER 1



TOP STARS **2a**

Student's Book

School

.....
.....
.....

Name

.....
.....
.....

Class

.....
.....
.....

H. Q. Mitchell – Marileni Malkogianni

Academic Year 2021–2022











حضرة صاحب السمو الشيخ تميم بن حمد آل ثاني
أمير البلاد القطري

النشيد الوطني


قَسَمًا بِمَنْ رَفَعَ السَّمَاءَ قَسَمًا بِمَنْ نَشَرَ الضِّيَاءَ
قَطْرٌ سَتَبَقَى حُرَّةً تَسْمُو بِرُوحِ الأَوْفِيَاءِ
سِيرُوا عَلَى نَهْجِ الأُلَى وَعَلَى ضِيَاءِ الأنْبِيَاءِ
قَطْرٌ بِقَلْبِي سِيرَةٌ عِزٌّ وَأَمْجَادُ الإِبَاءِ
قَطْرُ الرِّجَالِ الأَوَّلِينَ حُمَاتُنَا يَوْمَ النِّدَاءِ
وَحَمَائِمُ يَوْمَ السَّلَامِ جَوَارِحُ يَوْمِ الفِدَاءِ

	Grammar	Vocabulary	Alphabet/Phonics	QNCF Competencies
Orientation p.8			Revision of the Alphabet Aa-Zz	
Module 1 Welcome back! p.11	What's your name? I'm... / My name is... Where do you live? I live in... Spell your name, please. How old are you? I'm (six) years old. What's this? It's a (ruler). What's that? It's a (sharpener). Five ants. What are these? They're (pens). What are those? They're (rulers).	Greetings Numbers 1-20 Classroom objects Colours	Revision of the Alphabet Aa-Zz	 Value Take care of your pet.
Module 2 That's me! p.25	Is he/she/it (happy)? Yes, he/she/it is. / No, he/she/it isn't. They're (pilots). Are you (a student)? Yes, I am. / No, I'm not. Are they (doctors)? Yes, they are. / No, they aren't. I/You/He/She/It can/can't (swim). Can you (spell your name)? Yes, I can. / No, I can't.	Adjectives Jobs Action verbs Animals	-ing king ring ring wing -and stand sand hand	 Value Be careful when you play.
TOP TIME! 1 (Modules 1-2) p.39				
Module 3 About people p.41	I've got/haven't got (blue eyes). Have you got (a cat)? Yes, I have. / No, I haven't. You've got (a parrot). He/She/It has got/hasn't got (a ball). Has he/she/it got (a ball)? Yes, he/she/it has. / No, he/she/it hasn't.	Parts of the face/head Animals Toys Gadgets	-all ball wall tall -ack Jack black snack	 Value Sharing is caring.







	Grammar	Vocabulary	Phonics	QNCF Competencies
Module 4 Food and drink p.55	I like/don't like (chicken). Do you like (salad)? Yes, I do. / No, I don't. I like (fish). It's healthy. I don't like (chips). They're unhealthy. -I want some (milk), please. -Here you are. Do you want oranges? -Yes. Ten oranges, please. -Thank you. -You're welcome. one tomato - two tomatoes	Types of food and drink Meals Adjectives	-ain train rain stain -ink drink pink sink	 Value Don't eat too much food.

TOP TIME! 2 (Modules 3-4) p.69



Module 5 What I eat p.71	There is a (pancake). There are some (burgers). There is some (lemonade). Is there any (cheese)? Yes, there is. / No, there isn't. Are there any (carrots)? Yes, there are. / No, there aren't. Do you want some (orange juice)? Yes, please. / No, thanks. I don't want (orange juice). How much (water) is there? (Two glasses.) How many (apples) are there? (Four apples). one glass - two glasses	Types of food and drink Times of the day	-ay hay day play -ick sick kick quick	 Value Work together to be better.
--	---	---	--	---

Story 1 p. 86 **Story 2 p. 88** **Grammar Reference p. 90**
Picture Dictionary p. 93 **High-frequency words p. 98** **Cut-out & Game p. 101**

QNCF COMPETENCIES		
 Creative and Critical Thinking	 Literacy	 Numeracy
 Communication	 Cooperation and Participation	 Problem-solving

Contents

Orientation	8
1 Welcome back!	11
2 That's me!	25
TOP TIME! 1 (Modules 1-2)	39
3 About people	41
4 Food and drink	55
TOP TIME! 2 (Modules 3-4)	69
5 What I eat	71
Story 1	86
Story 2	88
Grammar Reference	90
Picture Dictionary	93
High-frequency words	98
Cut-out and Game	101
Stickers	



Ali




Hassan



Nora



Aisha






Orientation

Welcome to Grade 2

1 Trace and write. 

My name is _____

2 Listen, point and say the letter, the sound and the word.   

Aa



apple

Bb



bike

Cc



cat

Dd



duck

Ee



egg

Ff



fish

Gg



girl

Hh



hat

Ii



ink

Jj



jam

Kk



kite

Ll



lemon

Mm



moon

Nn



nose

Oo



octopus

Pp



pen

Qq



quilt

Rr



red

Ss

6

six

Tt



table

Uu



umbrella

Vv



van

Ww



whale

Xx



box

Yy



yellow

Zz



zebra



3 Look and say the sounds of each word. Then write the letters. 



A a






























.....
.....
.....



.....
.....
.....



.....
.....
.....



.....
.....
.....



.....
.....
.....




.....
.....
.....



.....
.....
.....



.....
.....
.....



.....
.....
.....



.....
.....
.....



.....
.....
.....



.....
.....
.....

Welcome back!



SONG

Say the new words. 🔊

1



Qatar




school



spell



Open your book.



Close your book.



point

2

Listen and say. 🔊

Back to school ABCs

A B C D E F G

Close your book and come with me.

H I J K L M N

Spell your name and take your pen.

O P Q R S T U

Let's go learn something new.

V W X Y Z

Back to school we go again.



3

Ask and answer. 🗣️

Hello. I'm Omar.
What's your name?

Where do you live?

How old are you?

Spell your name,
please.




Hi. My name is Salem.

I live in Qatar.

I'm seven years old.

S-A-L-E-M.

Say the new words. 


1



whiteboard



computer



ruler



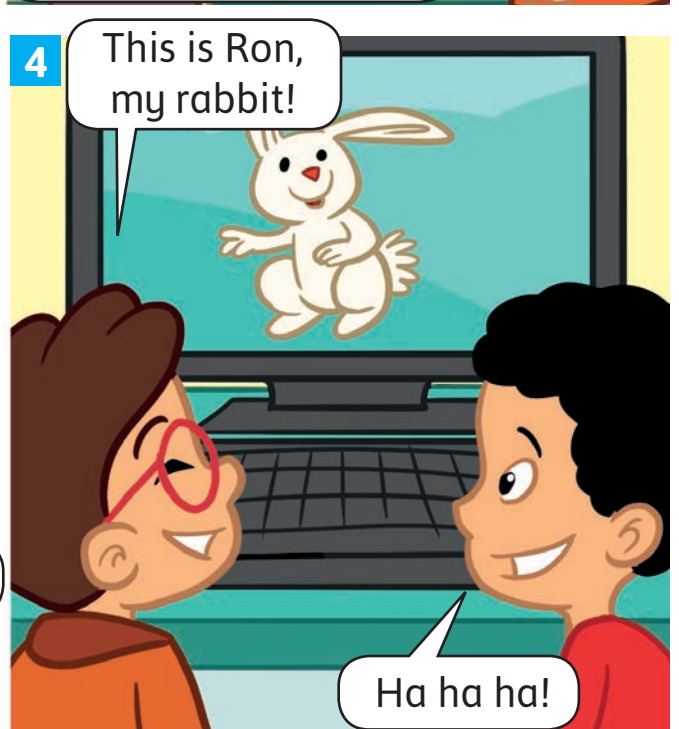

pencil case



sharpener

2 Look, listen and read.    

1 The boys are in the classroom.





3 Listen and number (1-5).  














4 Ask and answer. Use **What's this?** **What's that?** 




What's that?



It's a whiteboard.



Say the numbers. 

11

eleven

12

twelve

13

thirteen

14

fourteen

1

15

fifteen

16

sixteen

17

seventeen

18

eighteen

19

nineteen

20

twenty



2

Look, listen and say.   

The Grasshopper and the Ants

1

Look at the ants!

1, 2, 3, 4, 5, 6, 7, 8, 9, 10...

2

11, 12, 13, 14, 15...

3

16, 17, 18, 19, 20 ants!

4

The ants are happy, but I'm hungry.

Please, come in!

3 Read activity 2 and circle **Yes** or **No**. 



1. There are ten ants.

Yes

No



2. It is hungry.

Yes

No



3. They are sad.

Yes

No

4 Look and say. 

Twenty.

18 15 12 13 19

20 14 17 11 16

Eleven.



1

LET'S PLAY

Say the new words. 

1



books




pencils



pens



rubbers



rulers



computers




desks

2

Play a game. 

Show me your pencils.



3

















Ask and answer. 

What are these?

They're books.

They're computers.

What are those?



1

Say the new words.



purple



pink



mix



2

Look, listen and read.

Make a new colour!




What's your favourite colour?
Try this! Mix red and yellow.
Red and yellow make orange.



3



Read and colour.

1. Colour the book blue.
2. Colour the pencil orange.
3. Colour the pen red.
4. Colour the rubber yellow.
5. Colour the ruler purple.
6. Colour the pencil case your favourite colour.



WHITEY

1 Look, listen and read.    





Brian



Ahmed



Whitey

3

Come here, Whitey.



4

See, my rabbit is white.

Yeah... it is!



VALUE

Take care of your pet.

- 1 Make a spinning colour wheel. Use the cut-out on p.101.  



- 2 Write about your spinning wheel. 

red blue yellow green orange purple

My spinning wheel has got six colours,

and

- 3 Talk about your spinning colour wheel. 



My spinning wheel has got six colours; red, purple, blue, green, yellow and orange.

1 Listen and say the word.  



apple



bike



cat



duck



egg



fish



girl



hat



ink



jam



kite



lemon



moon



nose



olive



pencil



quilt



rabbit



star



table



umbrella



van



window



box



yellow



zebra

1

PHONICS

2 Choose and write. 

h r y a u l

1. lemon

2. yellow

















3. umbrella

4. hat

5. rabbit

6. people

3 Read and circle. 

duck				
fish				
pencil				
zebra				

4 Read, circle and match. 

girl bike cat kite



1 Look, trace and write. 

pencil rubber pencil case computer



1. What's this?

It's a _____.



2. What's this?

It's a _____.



3. What's that?


It's _____.



4. What's that?

_____.

2 Look and say. 



What are those?

They're pencils.

3 Look and read. 

I am Omar.
 This is my classroom.
 Look at my desk.
 It is green and yellow.
 That is my pencil case. It is red.
 That is my teacher, Mr Rashid.

4 Read again and circle **Yes** or **No**. 


- | | | |
|--------------------------------|------------|-----------|
| 1. Omar is in the classroom. | Yes | No |
| 2. The desk is green and blue. | Yes | No |
| 3. The pencil case is red. | Yes | No |
| 4. Mr Rashid is a teacher. | Yes | No |

That's me!



SONG

1

Say the new words. 



old



young



fat



thin



2


Listen and say. Then number (1-3).   

Is he sad?

Is he sad?
No, he isn't.
He is happy
and young.

Is she short?
No, she isn't.
She is tall
and old.

Is it thin?
No, it isn't.
It is fat.
It's a big cat!



3

Play a game. Go to page 103. 

Boy, girl or animal?

Is it thin?


Is it number nine?

Animal.

No, it isn't.

Yes, it is.



Say the new words. 

1



student



doctor



pilot



policeman

2 Look, listen and read.    



3 Look at activity 2 and circle the correct answer. 



1. Are they doctors?
A. Yes, they are.
B. No, they aren't.



2. Are they policemen?
A. Yes, they are.
B. No, they aren't.



3. Is he a teacher?
A. Yes, he is.
B. No, he isn't.

4 Listen and circle a or b. 



a. Yes, they are.
b. No, they aren't.



a. Yes, they are.
b. No, they aren't.



a. Yes, they are.
b. No, they aren't.

5 Play a game. 


Are you a doctor?

Are you a pilot?

No, I'm not.

Yes, I am.



Say the new words. 

1



walk



jump




run



swim



fly



climb

2 Look, listen and read. Then number the pictures.   

I can swim!

1. I am Ahmed.
I can swim, but I
can't climb.

2. This is my sister,
Hasna. She can
climb, but she
can't jump.

3. This is my
friend, Omar. He
can run, but he
can't swim.

4. This is my
bird. It can fly,
but it can't
swim.

A B C D 

3 Read activity 2 again and put a 4 for **can** or an 8 for **can't**. 


	 Ahmed	 Hasna	 Omar	 bird
swim	4			
run				
climb	8			
jump				
fly				

4 Play a game. 



Say the new words. 🗣️

1



read



count



write







draw

2 Put a 4 or an 8 for yourself. 🗃️

	You
read a book	
count to ten	
write your name	
draw a tree	

3 Ask and answer with your friend and put a 4 or an 8. 🗣️ 🔑

	Your friend
 read a book	
 count to ten	
 write your name	
 draw a tree	

Can you count to ten?

Yes, I can.
1-2-3-4-5-6-
7-8-9-10



1

Say the
new words. 🔊



lizard



frog



duck



pond

2

Look, listen and read. 🗣️ 🔊

What's in a pond?



This is a duck.
It can walk and swim.

This is a frog.
It's green and red.
It can jump and swim.



This is a lizard. It can
walk and run, but it
can't fly.



THE FUN HOUSE


1 Look, listen and read.    





VALUE
Be careful when you play.

1 Make your own pond. 🐸



2 Write about your pond. 

This is my pond. This is a

It's

3 Talk about your pond. 🐸



This is my pond. This is a frog. It's green.

1 Listen, say and circle the **-ing** words.  



The king


Look at the king.
He has got a blue ring
and his bird has got a
blue wing.

2 Read and match.

1. king

2. wing

3. ring



- 1 Listen, say and circle the **-and** words.   



Bill

Bill is on the sand
and a bird is in his hand.
Look! There they stand!

- 2 Read and match.

1. stand



2. hand




3. sand



- 3 Read and cross the odd one out.

1.	king	ring	hand
2.	stand	wing	sand
3.	ring	hand	stand

1 Look, read and write. 

young ~~fat~~ thin old



It is fat .



He is .



I am .



It is .

2 Read and circle. 

1. Are they pilots?

- a. Yes, they are.
- b. No, they aren't.



2. Are you a doctor?



- a. Yes, I am.
- b. No, I'm not.



3 Listen and tick (✓).   

1. spell my name
2. count to ten
3. write 'watch'
4. draw a cat
5. swim

Yes	<input type="checkbox"/>	No	<input checked="" type="checkbox"/>
Yes	<input type="checkbox"/>	No	<input type="checkbox"/>
Yes	<input type="checkbox"/>	No	<input type="checkbox"/>
Yes	<input type="checkbox"/>	No	<input type="checkbox"/>
Yes	<input type="checkbox"/>	No	<input type="checkbox"/>

4 Look and read.  

Who am I?

I am Maha.

I am seven years old.

I am tall and thin.

I can swim, but I can't climb.

My friend is Noor.



Maha

Noor

5 Read again and write **T** for True or **F** for False. 

1. Maha is six years old.

2. Maha is short.

3. Maha can swim.

4. Her friend is Noor.

6 Read and answer. 

Can Maha climb?

.....

.....

.....

1 Look and read. 

My name's Saud and I'm from Qatar. This is my classroom. This is my teacher, Mr Rashid.




Saud



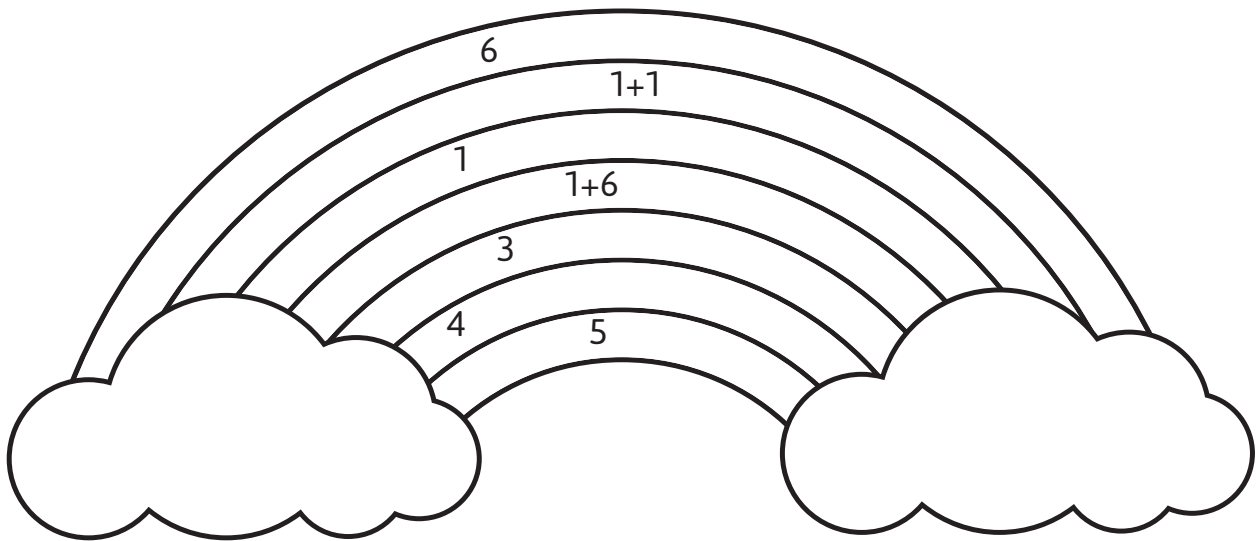
John

I'm John and I'm from the UK. In my classroom, the board is green. My desk is brown.

2 Read activity 1 again and match. 



3 Colour the rainbow. Then say the colours. 



4 Look and say. Then trace and write.  



He can jump.

1.

He can



2.


She can


About people



SONG

1

Say the new words. 



eyes



short hair



long hair

blonde



brown



2

Listen and say.    

Who's Claire?

Hello! Hello!
My name is Claire.
I've got blue eyes
and I've got brown hair.

Who's Claire?

I haven't got green eyes
and I haven't got
blonde hair.
My name is Claire.

Hello, Claire!

A

B

3


Say with your partner. 

I've got blue eyes.
I haven't got brown eyes.



I've got short hair.
I haven't got long hair.



1 Say the new words. 


1



cats





parrots



monkeys

2 Look, listen and read.    

1 Aisha and her mum are at the pet shop.



3 Read the story and circle A or B. 



1. Have you got a cat?

- A. Yes, I have.
- B. No, I haven't.



2. Have you got monkeys?




- A. Yes, I have.
- B. No, I haven't.



3. Have you got parrots?

- A. Yes, I have.
- B. No, I haven't.

4 Listen and tick (4). 




5 Play a game. 



Have you got a fish?

No, I haven't.



1 Say the new words. 

1



helicopter



robot



skateboard



fast

2

Look, listen and read.   

Fantastic Toys!



1



This is Adam! He has got a helicopter. Look! It's blue and yellow.

This is my sister, Sara! She has got a cat. It's a robot!

2



3



This is my friend, Dan. He hasn't got a robot. He has got a skateboard! He's fast!

3 Read the text and write **Yes** or **No**. 



1. He has got a helicopter. Yes

2. It is blue and yellow. _____




3. She has got a skateboard. _____

4. He has got a robot. _____




4 Listen and circle the toys they have got.  



1



2

Say the new words. 

1



watch



tablet



laptop



phone



2

Ask and answer. 



1



2



3



4



5



6



7



8

Boy, girl or animal?

Has she got a watch?

Has she got a laptop?

It's Number 1.

Girl.


Yes, she has.

Yes, she has.

Yes!



1

Say the new words. 



ears



nose



mouth



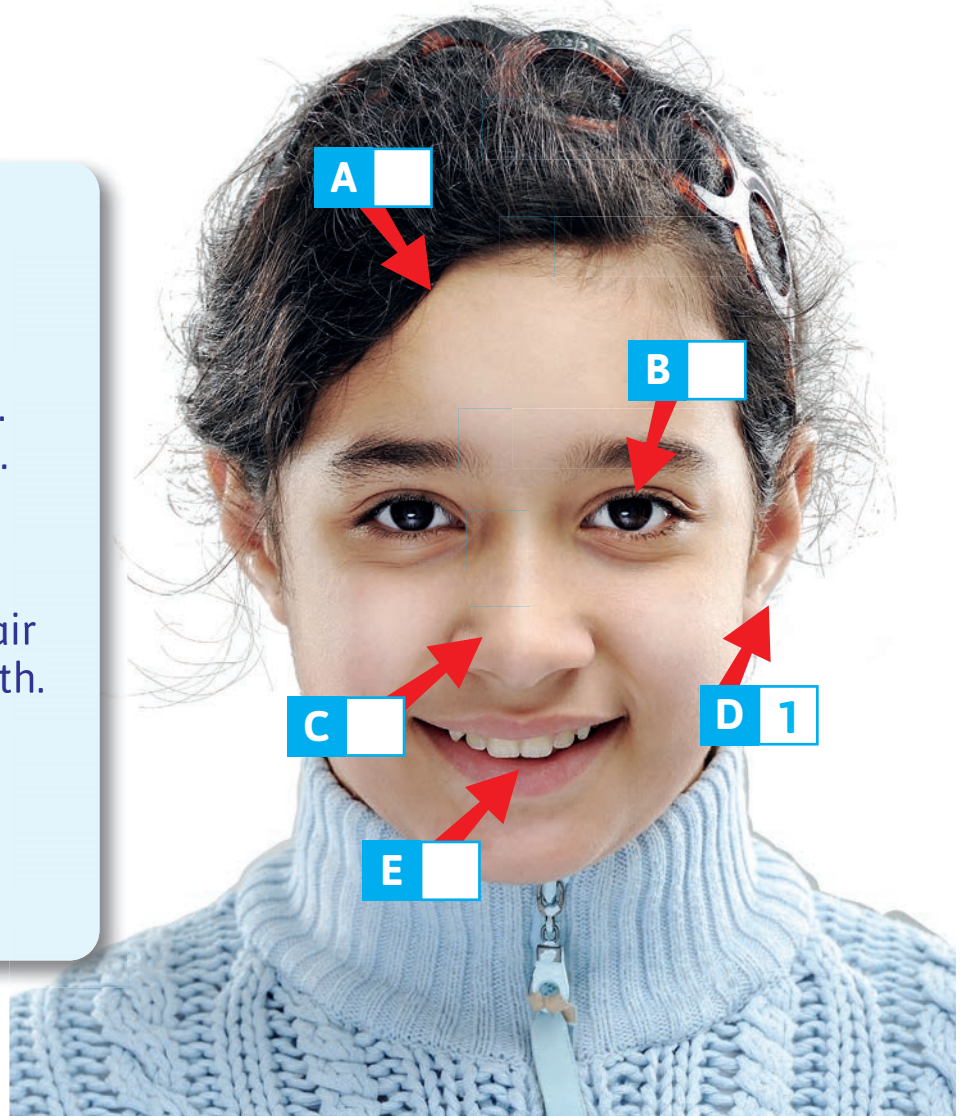
2

Listen and number (1-5). Then say.   

My face

I've got two ears.
I've got two eyes.
I've got a nose.
Look, it shows.

Oh, and I've got hair
and I've got a mouth.
So, let's say!
Mouth, mouth,
mouth, mouth!



3

Ask and answer.  


Have you got two ears?


Yes, I have.



AT THE PARK


1 Look, listen and read.    





VALUE
Sharing is caring.

1 Trace, draw and colour. 🗨️



2 Write about the face in activity 1 using **I have got**. 

brown black red hair eyes

I have got

3 Say. 🗨️

I have got red hair.
I have got brown eyes.



1 Listen, say and circle the **-all** words. 

Bob

Bob is thin and tall.
He has got a ball.
It is on the wall.

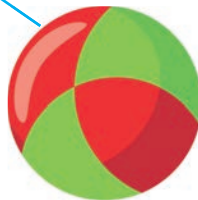



2 Read and match.

1. ball

2. wall

3. tall



- 1 Listen, say and circle the **-ack** words. 

Jack

Look at Jack.
His ball is black.
He's eating a snack.



- 2 Read and match.

1. Jack



2. black



3. snack






- 3 Read and cross the odd one out.

1.	wall	black	ball
2.	Jack	snack	tall
3.	snack	black	wall

1 Write the words in the box in the correct columns. 

~~parrots~~ monkeys ~~hair~~ rabbits ears
~~laptop~~ eyes tablet phone

Head 	Pets / Animals 	Technology / Gadgets 
hair	parrots	laptop
_____ _____ _____	_____ _____ _____	_____ _____ _____
_____ _____ _____	_____ _____ _____	_____ _____ _____

2 Listen and number (1-4).  



A



B 1



C



D

3 Play a game. 


Point and say something beginning with the letter 'n'.

nose



4 Look and read.  

e-friends



Karim Qatar

Karim: Hello. I'm Karim. I'm 11 years old.

Mario: Hi! I'm Mario. I'm 12 years old. I've got brown hair. My eyes are blue.

Karim: I've got black hair and brown eyes.

Mario: Can you swim?

Karim: Yes, I can. I can draw too.

Mario: I can't draw, but I can swim.



Mario ITALY

5 Read and put a 4 or an 8. 

1. Karim is 12 years old.
2. Mario has got brown hair and blue eyes.
3. Karim has got green eyes.
4. Karim can swim.
5. Mario can draw.

6 Read and write. 

Has Karim got black hair?

.....

.....


.....

Food and drink

4

SONG

1

Say the new words. 



sandwich



chicken



rice



chips



eggs



onions

2

Listen and say. Then number (1-6). 

What's your favourite food?

I like chicken. ①

I like rice. ②

It's nice!

It's very nice!

I like sandwiches. ③

I like chips. ④

They are nice!


They are very nice!

I don't like eggs ⑤

or onions. ⑥

Onions are hot!

They aren't very nice.



3

Look at activity 2 and say. 

I like chicken.



I don't like onions.



Say the
new words. 🗣️

1



spaghetti



salad



orange juice



carrots



hungry




thirsty

2

Look, listen and read. 🗣️ 🗝️ 🔑 🗣️

1



2



3





4



3 Read activity 2 and match. 

I like...  1

I don't like...  2

I like...  3

I like...  4

A



B



C







D




4 Listen and draw a **happy**  or a **sad**  face.  








1  
 

2  
 

3  
 

5 Ask and answer. 

Do you like chips?

 No, I don't.

							
Student 1							
Student 2							

Say the
new words. 🔊

1



breakfast

lunch

dinner

soup

fish

cereal

milk

chocolate

2

Look, listen and read. 🔑 A B C D 🔊

Breakfast anyone?



My name
is Cho.
I'm from Japan.
I like fish and soup
for breakfast.
Yummy!



Hi! I'm Jim.
I'm from Australia.
I like cereal with milk
for breakfast.
I don't like chocolate cereal.
It's unhealthy!



3 Read activity 2 again and match what they like for breakfast.



A





B



C



4 Listen and tick (4) what the people like for breakfast, lunch or dinner. 🎧 🔊




5 Put a 4 for healthy food/drinks or an 8 for unhealthy food/drinks. Then say. 🗣️



Orange juice is healthy.

1

Say the new words. 



banana



lemon



oranges



mangoes



tomato



2

Act out the dialogue.  

Hello.

I want two mangoes, please.

Yes. Ten oranges, please.

Thank you.



Hi!

Here you are. Do you want oranges?


Here you are.

You're welcome.





1

Say the new words. 



bread



potato



cheese



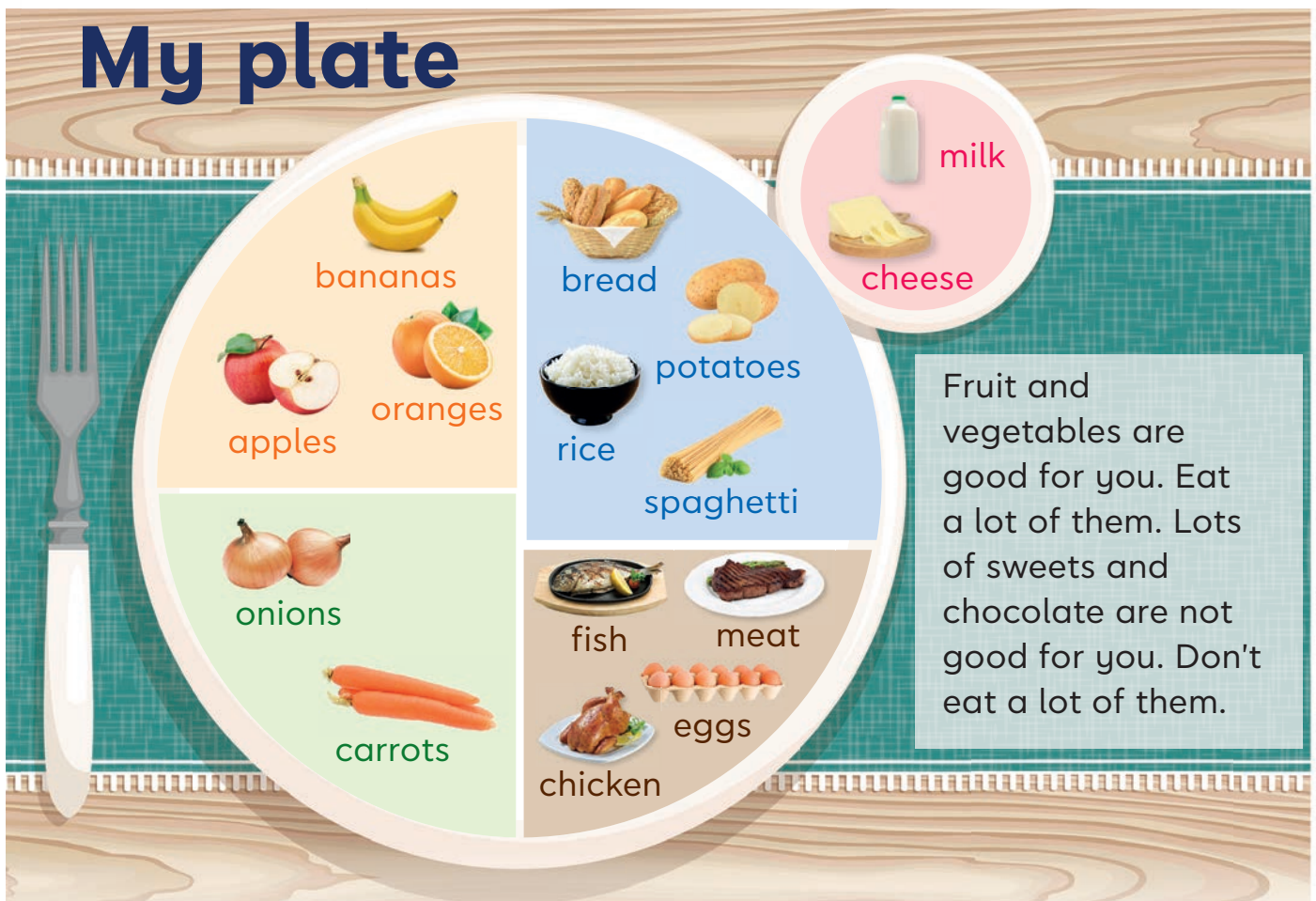
meat



2

Listen and read.   

My plate



Fruit and vegetables are good for you. Eat a lot of them. Lots of sweets and chocolate are not good for you. Don't eat a lot of them.

3

Ask and answer. 

What do you eat for lunch?

I eat rice with fish.

I'M HUNGRY!

1 Look, listen and read.    





Samī

Alī



4 I want a mango and a banana.

It's too much!



5 I'm thirsty too! I want orange juice!




6 Are you OK?

No...



7 I feel sick.




8 At home...

Are you OK now?

Yes, thank you.

VALUE
Don't eat too much food.

1 Make your healthy dish. Use the stickers. 🗨️



2 Write about your healthy dish. 

chicken rice eggs spaghetti salad carrots onions fish
soup bread meat cheese oranges mangoes tomatoes

I like

3 Say. 🗨️

I like chicken,
rice and salad.



1 Listen, say and circle the **-ain** words.   

On the train

Tom is on the train.
Look at the rain.
Oh no, a stain!



2 Read and match.

1. train

2. stain

3. rain



- 1 Listen, say and circle the **-ink** words.  

Kelly

Look at Kelly's drink.
It is pink.
Let's wash your shirt
in the sink.



- 2 Read and match.

1. sink



2. drink



3. pink



- 3 Read and cross the odd one out.







1.	rain	sink	pink
2.	stain	drink	train
3.	sink	rain	stain

1 Write the words in the correct groups. 

~~milk~~ ~~potatoes~~ ~~chicken~~ onions lemonade carrots
meat orange juice fish

 Drinks:	 Vegetables:	 Food:
<p>milk</p> <p>_____</p> <p>_____</p> <p>_____</p> <p>_____</p> <p>_____</p> <p>_____</p>	<p>potatoes</p> <p>_____</p> <p>_____</p> <p>_____</p> <p>_____</p> <p>_____</p> <p>_____</p>	<p>chicken</p> <p>_____</p> <p>_____</p> <p>_____</p> <p>_____</p> <p>_____</p> <p>_____</p>

2 Listen and tick (4). 

<p>1 </p>	<p></p> <p>A <input type="checkbox"/></p>	<p></p> <p>B <input type="checkbox"/></p>	<p>2 </p>	<p></p> <p>A <input type="checkbox"/></p>	<p></p> <p>B <input type="checkbox"/></p>
--	--	--	---	--	--



Ali

3 Look, read and then match.

Food

QATAR



A

CHINA



B

1. **Ali:** Hi, Chen.
Where do you live?

Chen: I live in China.

Ali: What's your favourite food?

Chen: I like noodles.

2. **Ali:** Hi, Saud.
Where do you live?

Saud: I live in Qatar.

Ali: What's your favourite food?

Saud: My favourite food is machbous. It's rice with meat.

4 Read and write **T** for **True** or **F** for **False**.

1. Chen lives in Qatar.
2. His favourite food is noodles.
3. Saud lives in China.
4. Machbous is rice with meat.

5 Read and write.

What is your favourite food?

.....

.....

.....

1 Look and read. 



Ahmed

I'm Ahmed. I've got black hair and brown eyes. I can swim and I can run. I'm fast! I've got a tablet, but I haven't got a laptop.



This is my friend, Marco. He's from Italy. He has got brown hair and green eyes. He can jump and he can draw. He has got a skateboard!



Marco

2 Read and write **T** for True or **F** for False. 

1. Ahmed has got brown hair.
2. Marco has got a skateboard.
3. Ahmed is fast.
4. Ahmed has got a laptop.
5. Marco has got black hair.

F

3 Write. 


What has Ahmed got?

.....

4 Circle the food words. 🗨️

laptop chicken onions helicopter
spaghetti robot ball fish cheese

5 Can you find the coloured items in the picture? Colour them in and say. 🗨️



6 Trace and write. 🗨️

1. My friend _____ has got _____

_____ and _____.

2. For breakfast, I like _____


but I don't like _____.

What I eat




SONG

1

Say the new words. 



morning



evening



lettuce



2

Listen and say. Then number (1-6).   

It's time for breakfast!

Good morning!
It's time for breakfast!
There's some **milk**, some **cereal**
and some **eggs** too.
Let's make breakfast!
I'm hungry. I'm hungry.



a



b 1



c



d

Good evening!
It's time for dinner!
There's some **lettuce**. There are some
tomatoes and some **onions** too.
Let's make a salad.
I'm hungry. I'm hungry.



e



f

3

Look and say. 

There's some
lettuce.



Say the
new words. 🗣️

1



coconut



pancakes



omelette



pineapple



peas

2

Look, listen and read. 🗣️ 📖 🔑 🗣️

1

Look! There's
some cheese in
my omelette.



2

Is there any
cheese in your
omelette, Aisha?

No, there isn't, Nora.



3

But there are
some peas and
tomatoes.

Oh, no! I don't
like peas!




4

And now, let's have coconut
and pineapple pancakes!

Yummy!



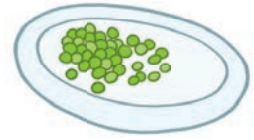
3 Read the story on p.72 again and answer the question: What do the children have in their omelettes? Write **A** for **Aisha** and **N** for **Nora**. 



1 **A**



2



3


4 Listen and tick (✓). 

1  Yes
No

2  Yes
No

3  Yes
No

4  Yes
No

5  Yes
No

6  Yes
No

5 Ask and answer.  

- cheese
- tomatoes
- onions
- carrots
- chicken
- eggs
- peas
- _____
- _____

Is there any cheese in your omelette?



Yes, there is.



Say the new words. 🔊

1



ice cream



soft drink



lemonade



sweets



burger

2

Look, listen and read. 🗃️ 🔑 🗣️ 🔊

1

I've got some ice cream, and sweets.
Do you want some sweets?

Joe

Karim

Adam

No, thanks. I don't want any sweets.

2

Do you want some pizza or a burger?

I want some pizza but not too much.

Joe

Karim

Adam

No, I don't.

3

I want an apple and a banana.

Karim

Joe

Adam

I haven't got any apples or bananas.

4

Ooh! My tummy!

Next time eat some apples or bananas!

Joe

Karim




Adam

3 Read the story again on p.74 and match. 

1. Do you want some pizza or a burger?

2. I want some pizza but not too much.


3. Next time eat some apples or bananas!





4 Listen and tick (✓). 

1.  

a b

2.  

a b

3.  

a b

5 Ask and answer. 



1

Say the
new
words.

pear



water



glass



glasses




cupcakes



pizza

2

Ask and answer.  

How much milk is there?

How many pizzas are there?

Three glasses.

There are two pizzas.



1

Say the new words.



dates



jam



2

Look, listen and read.

Healthy breakfast



My name is Jassim. I'm from Qatar. For breakfast, I have eggs, bread with jam, and milk or orange juice. Sometimes, I have dates too! It's healthy!



3

Talk about your breakfast.



For breakfast, I have cereal with milk and a sandwich.

For breakfast, I have eggs with bread and jam.



LET'S COOK!


1 Look, listen and read.    

1 The girls are cooking at school.



2

Sahar, you've got some chicken, some tomatoes and a pineapple. What are you making?



3

Well done, Reema. Your soup is very nice.

Thanks, Mrs Aisha.



4

That evening at home, Sahar is sad.

Sahar, let's cook together. You will be better.

OK, Mum.





Reema Sahar Mrs Aisha Sahar's mum

5 At home, Sahar and her mum cook and cook and cook.



6 At school...



7 Do you want some chocolate pancakes, Mrs Aisha?




8 Great job, Sahar.



VALUE

Work together to be better.

1 Make your favourite meal. Use the stickers. 🗨️



2 Trace and write. 🗨️

cheese eggs chicken meat spaghetti salad
chips fish rice soup orange juice water milk
omelette pancakes burger dates

For _____, I have _____

3 Talk about your favourite meal. 🗨️



For lunch, I have chicken, rice, salad and orange juice.

1 Listen, say and circle the **-ay** words. 🎧 🗉 🔊

In the park

Let's play in the park all day!
Let's play all day!
Look! A horse is on the hay.




2 Read and match.

1. play

2. day


3. hay



- 1 Listen, say and circle the **-ick** words.   

Tom

Look at Tom!
He is not quick.
He is sick.
Come on, Tom!
Kick the ball! Kick!



- 2 Read and match.

1. quick

2. kick

3. sick




- 3 Read and cross the odd one out.


1.	kick	sick	banana
2.	rice	play	day
3.	sick	egg	quick

1 Listen and tick (✓). 🗣️ 🔊


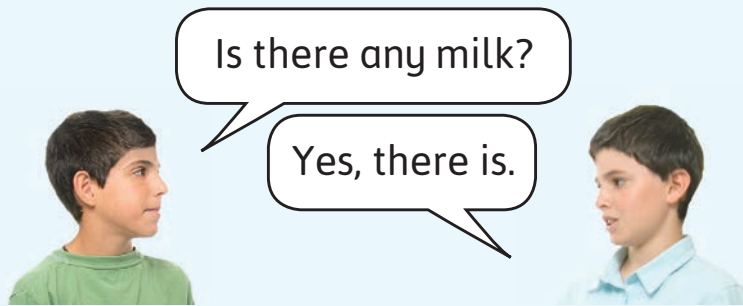
1. What's in Omar's salad?



2. What's in Fatima's salad?



2 Stick some food/drink items in the fridge. Then ask and answer. 🗣️



3 Write about the items of food and drink in your fridge. 

There is some _____ and
there are some _____.

4 Look and read.  



My name's Sara. I like sandwiches, but there isn't any bread. I want some pizza, but there isn't any cheese. Oh! There are apples, pears and a mango! I can make fruit salad!

5 Read again and write **T** for True or **F** for False. 

1. Sara likes sandwiches.
2. There is some bread.
3. There are apples, pears and a mango.

6 Read and answer. 

Are there any bananas in the fruit salad?

.....

Stories

SAFETY

1 Listen and read. 🔑 🗉 🗉 🗉 🗉 🗉





Mum



Fatima



Mona



School bus assistant



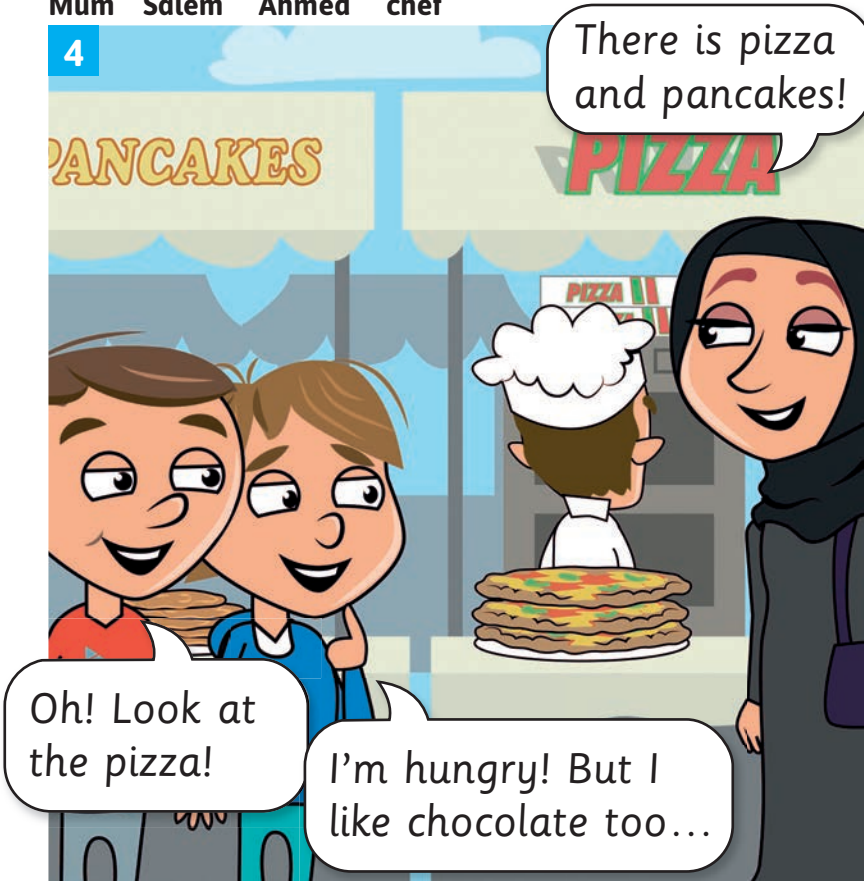
VALUE

Follow safety rules.

AT THE FOOD FESTIVAL

1 Listen and read. 🔍 📖 🗣️ 🔊





VALUE
Spend time with your family.



Grammar Reference

Module 1

Song

What's your name?
 I'm Salem. / My name is Salem.
 Where do you live?
 I live in Qatar.
 How old are you?
 I'm seven years old.
 Spell your name, please.
 S-A-L-E-M.

I'm = I am

Open your book.

Top Stars


What's this?
 It's a book.
 What's that?
 It's a computer.



It's = It is

Comic

Five ants.



Let's play

What are these?
 They're books.



What are those?
 They're rubbers.



They're = They are

Module 2

Song

Is he/she/it happy?
 Yes, he/she/it is.
 No, he/she/it isn't.

isn't = is not

Top Stars

Are you a student?

Yes, I am.



No, I'm not.



Are they doctors?

Yes, they are.



No, they aren't.



one policeman



two policemen



Our world

I		→	can swim / can't fly.
You			
He/She/It			

Let's play

Can you spell your name?

Yes, I can. / No, I can't.

can't = cannot



Module 3

Song

I've got blue eyes.
I haven't got green eyes.

I've = I have
haven't = have not

Top Stars

Have you got a cat?
Yes, I have. / No, I haven't.
You've got a parrot.



You've = You have

Our world

He has got
She has got → a ball.
It has got

He hasn't got a robot.

Let's play

Has he/she/it got a ball?

Yes, he/she/it has.
No, he/she/it hasn't.

hasn't = has not

Module 4

Song

I like chicken.
I don't like onions.

don't = do not

one sandwich
two sandwich**es**



Top Stars

Do you like salad?

Yes, I do. / No, I don't.
I don't like chicken.

Our world

I like fish. It's healthy.
I don't like chips.
They're unhealthy.

Let's play

A: I want two mangoes, please.

B: Here you are. Do you want oranges?

A: Yes. Ten oranges, please.

B: Here you are.

A: Thank you.

B: You're welcome.

one tomato



two tomato**es**



You're = You are

Module 5

Song

There's some milk.
There are some onions.

There's = There is

Top Stars

Is there any lettuce?

Yes, there is. No, there isn't.

Are there any carrots?

Yes, there are. No, there aren't.

Comic

Do you want some orange juice?
Yes, please. / No, thanks.
I don't want orange juice.

Let's play

How much water is there?
Two glasses.

How many pears are there?
There are two pears.


one glass



two glasses



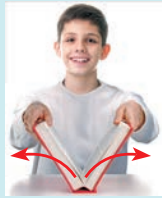
Picture Dictionary



Actions



spell



Open your book.



Close your book.



point



mix



walk



jump



run



swim



fly



climb



read



count



write



draw


Classroom objects / Place



whiteboard



computer



ruler



pencil case



sharpener



desks



books




pencils



pens



rubbers



rulers



computers



school

Adjectives



old



young



fat



thin



fast



hungry



thirsty

Numbers

11

eleven

12

twelve

13

thirteen

14

fourteen

15

fifteen

16

sixteen

17

seventeen

18

eighteen

19

nineteen

20

twenty

Colours



purple



pink



brown

Parts of the day



morning



evening

Jobs



student



doctor



pilot



policeman

Gadgets



watch



tablet



laptop



phone

Toys



helicopter



robot



skateboard

Country



Qatar

Animals / Environment



lizard



frog




duck



cats



parrots



monkeys



pond

Parts of the face



eyes



short
hair



long
hair

blonde



ears



nose




mouth

Food / Drinks



sandwich chicken rice chips eggs onions spaghetti salad



orange juice carrots banana lemon oranges mangoes tomato coconut pizza



pineapple pear soup fish cereal milk chocolate glass glasses




bread potato cheese meat omelette cupcakes



ice cream soft drink lemonade sweets burger peas



pancakes lettuce dates jam water breakfast lunch dinner



High-frequency words

a
again
all
am
and
any
are
at
ball
be
Be careful
better
big
black
blue
book
boys
brown
can
cat
chair
cheese
colour
come
cook
desk
do
Don't worry
draw
duck
egg
evening
fast

fat
feel
fish
fly
food
four
friend
girl
go
great
green
happy
has
hat
have
healthy
Hello
her
here
Hi
home
How
How many
hungry
I
in
is
It
job
jump
Let's
Let's see
like

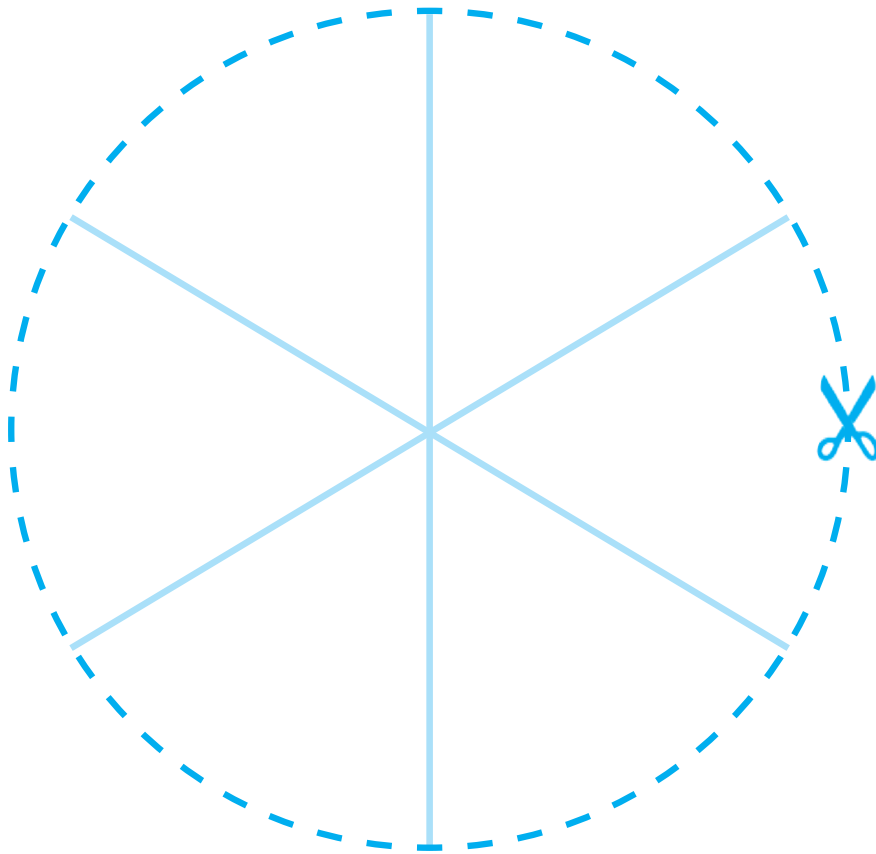
long
look
lots of
make
meat
milk
Mrs
mum
my
name
new
next
nice
now
old
pen
play
please
read
red
run
sad
school
see
short
sick
so
some
soup
tall
tasty
teacher
thank you


that
the
there
They
thin
thirsty
this
today
together
too
too much
us
very
want
well
Well done
What
Where
white
will
with
yellow
Yes
you
your

Cut-out and Game



Module 1





Game



Module 2

Guess?

BOY (He)

GIRL (She)

ANIMAL (It)

1



2



3



4



5



6



7



8




9



10



11



12



Top Stars 2a
Student's Book

H. Q. Mitchell - Marileni Malkogianni

Published by: **MM Publications**

www.mmpublications.com

info@mmpublications.com

Offices

UK China Cyprus Greece Korea Poland Turkey USA

Associated companies and representatives throughout the world.






Copyright © 2021 MM Publications

All rights reserved. No part of this publication may be reproduced, stored in a retrieval system or transmitted in any form or by any means, electronic, mechanical, photocopying, recording or otherwise, without permission in writing from the publishers, in accordance with the contract concluded with the Ministry of Education and Higher Education of the State of Qatar.



We would like to thank Shutterstock and 123RF for permission to reproduce copyright photographs.

Produced in the EU

STICKERS



STICKERS



STICKERS



STICKERS



Excellent

Well done!

Excellent



BRAVO

Well done!

TOP STARS



is an exciting primary course that creates a fun and motivating environment for young learners.


For students:

- Student's Book
- Full-colour Workbook
- Student's CD-ROM

For teachers:

- Teacher's Book
- Class Audio Material (Online)
- Resources for Teachers (Online)
- Interactive Whiteboard Material
- Story time Big Books
- Flashcards
- Posters
- Grammar Reference posters

CEFR		Pre-A1	A1 Low	A1 Mid	A1 High	A2 Low
Top Stars	1	2	3	4	5	6



ISBN: 978-618-05-5808-1

