

H. Q. Mitchell – Marileni Malkogianni



# TOP STARS



## Student's Book



Academic Year 2021–2022



GRADE **1**

SEMESTER 1



# TOP STARS

**1a**

**Student's Book**

**School**

.....  
.....  
.....

**Name**

.....  
.....  
.....

**Class**

.....  
.....  
.....

H. Q. Mitchell – Marileni Malkogianni

Academic Year 2021–2022

















حضرة صاحب السمو الشيخ تميم بن حمد آل ثاني  
أمير البلاد المفدى







## النشيد الوطني

قَسَمًا بِمَنْ رَفَعَ السَّمَاءَ      قَسَمًا بِمَنْ نَشَرَ الضِّيَاءَ  
قَطْرٌ سَتَبَقَى حُرَّةً      تَسْمُو بِرُوحِ الأَوْفِيَاءِ  
سِيرُوا عَلَى نَهْجِ الأَلَى      وَعَلَى ضِيَاءِ الأنْبِيَاءِ  
قَطْرٌ بِقَلْبِي سِيرَةٌ      عِزٌّ وَأَمْجَادُ الإِبَاءِ  
قَطْرُ الرِّجَالِ الأَوَّلِينَ      حُمَاتِنَا يَوْمَ النِّدَاءِ  
وَحَمَائِمُ يَوْمَ السَّلَامِ      جَوَارِحُ يَوْمَ الفِدَاءِ







|  | Grammar   | Vocabulary  | QNCF Competencies  |
|--|---|---|--|
| <b>Orientation</b><br>p. 8                 |   |   |   |
| <b>Module 1</b><br><b>Hello</b><br>p. 11   | I am...<br>What is your name?<br>My name is...<br>How are you?<br>Fine, thanks.   | <b>Greetings:</b> Hello / Hi, Goodbye / Bye<br><b>Numbers:</b> (1) one, (2) two, (3) three, (4) four, (5) five  | <br><br><b>Value</b><br>Make new friends.                       |
| <b>Module 2</b><br><b>School</b><br>p. 23  | Stand up. / Sit down. / Come here.<br>What is this/that?<br>It is (a book).<br>This is my (teacher).<br>This is a (desk).<br>What colour is it?<br>It is (red).<br>Is it a (book)?<br>Yes, it is. / No, it is not.<br>Is it an (apple)?<br>Yes, it is. / No, it is not. | <b>Actions:</b> Stand up. Sit down. Clap your hands. Come here.<br><b>Nouns:</b> pen, pencil, book, bag, rubber, desk, chair, classroom, teacher, Mr, Mrs<br><b>Colours:</b> red, blue, green, yellow, black, white, orange | <br><br><b>Value</b><br>You can learn and have fun at school. |
| <b>TOP TIME! 1 (Modules 1-2) p. 35</b>     |   | <b>Noun:</b> flag<br><b>Colour:</b> maroon  |   |
| <b>Module 3</b><br><b>Numbers</b><br>p. 37 | How old are you?<br>I am (six).<br>Are you (happy)?<br>Yes, I am. / No, I am not.<br>He is (tall).<br>She is (short).<br>Is he/she (hungry)?<br>Yes, he/she is. / No, he/she is not.<br>pencil - pencils<br>bag - bags  | <b>Numbers:</b> (6) six, (7) seven, (8) eight, (9) nine, (10) ten<br><b>Nouns:</b> friend, rabbit, boy, girl, present<br><b>Adjectives:</b> happy, sad, short, tall, big, small, hungry, thirsty                            | <br><br><b>Value</b><br>Take care of your pet.                |

|  | Grammar   | Vocabulary  | QNCF Competencies   |
|--|---|---|---|
| <b>Module 4</b><br><b>At home</b><br>p. 49 | Who is he?<br>He is my dad/brother.<br>Who is she?<br>She is my mum/sister.<br>Where is the (cat)?<br>In the (living room).<br>This is my (fish). It is (yellow).<br>Where is (Ron)?<br>On the (sofa.) / In the (box). / Under the (table). | <b>Nouns:</b> mother / mum, father / dad, brother, sister, parrot, cat, fish, bird, living room, kitchen, pet, tail, sofa, table, bed, box<br><b>Adjective:</b> long<br><b>Colour:</b> grey |  <br> <br> |
|  |   |   | <b>Value</b><br>Sleep well to be healthy.   |

|  |  |
|--|--|
| <b>TOP TIME! 2 (Modules 3-4) p. 61</b> |  <br> |
|--|--|

|  |  |  |   |
|--|--|--|---|
| <b>Module 5</b><br><b>On the farm</b><br>p. 63 | There is a (bee).<br>There are (fifteen hens).<br>How many (ducks) are there?<br>There are (13 ducks).<br>1 sheep - 2 sheep<br>1 fish - 2 fish<br>This is a (cow).<br>We get (milk) from (cows). | <b>Nouns:</b> cows, horses, hens, ducks, goats, bee, sheep - sheep, fish (plural), grandfather / grandpa, grandmother / grandma, wool, honey, cheese<br><b>Action:</b> Open the window.<br><b>Numbers:</b><br>(11) eleven,<br>(12) twelve,<br>(13) thirteen,<br>(14) fourteen,<br>(15) fifteen |  <br> <br>  |
|  |  |  | <b>Value</b><br>Farm animals are useful.  |

|   |   |   |
|---|---|---|
| <b>Story 1 p. 76</b><br><b>Picture Dictionary p. 82</b> | <b>Story 2 p. 78</b><br><b>High-frequency words p. 86</b> | <b>Grammar Reference p. 80</b><br><b>Stickers</b> |
|---|---|---|

| QNCF Competencies   |  |  |
|---|--|--|
| <br>Creative and critical thinking | <br>Literacy                      | <br>Numeracy        |
| <br>Communication                  | <br>Cooperation and Participation | <br>Problem-solving |

# Contents

|  |    |
|--|----|
| <b>Orientation</b> .....               | 8  |
| <b>1 Hello</b> .....                   | 11 |
| <b>2 School</b> .....                  | 23 |
| <b>TOP TIME! 1 (Modules 1-2)</b> ..... | 35 |
| <b>3 Numbers</b> .....                 | 37 |
| <b>4 At home</b> .....                 | 49 |
| <b>TOP TIME! 2 (Modules 3-4)</b> ..... | 61 |
| <b>5 On the farm</b> .....             | 63 |
| <b>Story 1</b> .....                   | 76 |
| <b>Story 2</b> .....                   | 78 |
| <b>Grammar Reference</b> .....         | 80 |
| <b>Picture Dictionary</b> .....        | 82 |
| <b>High-frequency words</b> .....      | 86 |
| <b>Stickers</b>                        |    |








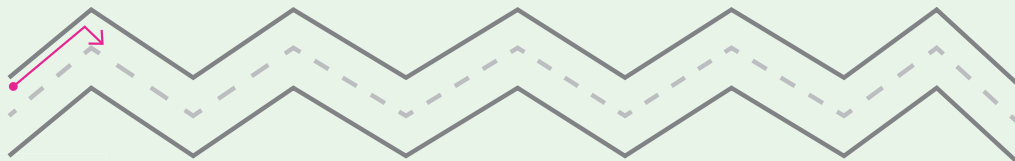
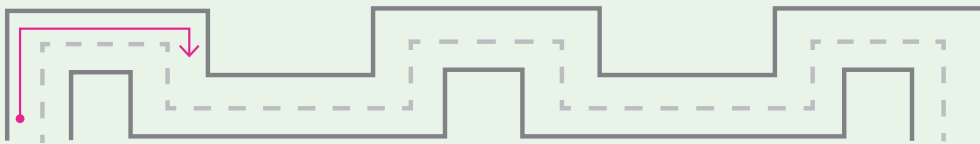

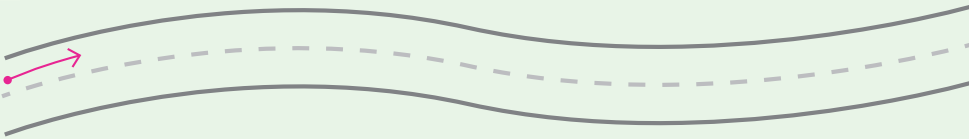
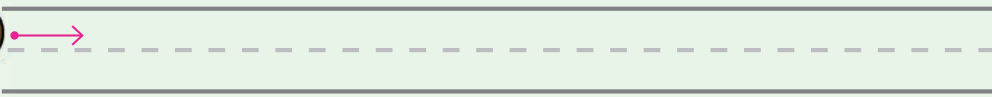
# Orientation

## Welcome to Grade 1!


1 Listen and do.  



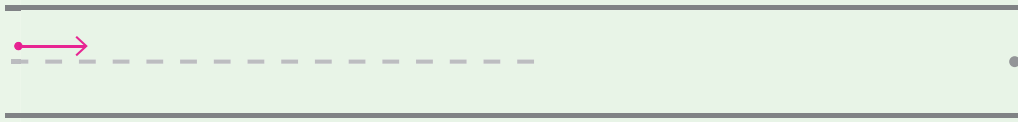
2 Trace the lines from left to  right. 



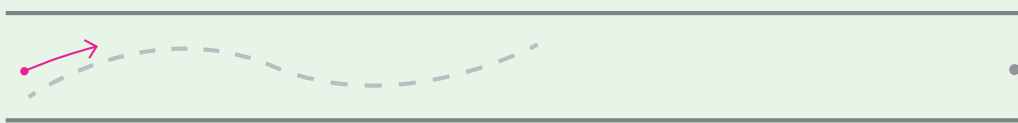


3 Trace the lines from left to  right. 

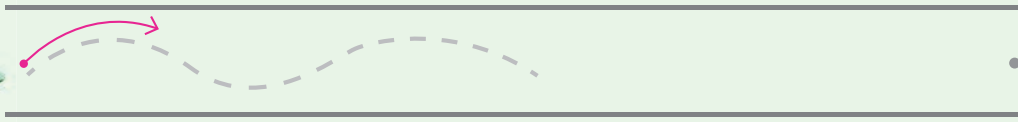
1



2



3



4




5



6



# ORIENTATION

4 Point and say. 

1



cat

cat



2

parrot



parrot

3



ball



ball

4

hat



hat

5

car

car



6



rabbit




rabbit

# Hello



## SONG

1

Say the new words. 



Hello  
Hi



Goodbye  
Bye

2

Listen and say.    

## Hello!

Hello, hi!  
I am Ron. I am Ron.  
Let's say hello.

Hello, Ron. Hello, Ron.

Goodbye, bye.  
I am Ron. I am Ron.  
Let's say goodbye.

Goodbye, Ron. Goodbye, Ron.



3

Play a game. 

Hello, I am Omar.

Hi, I am Salem.




1 Listen and point to the children. 🔑 🗃️ 🗣️ 🔊




2 Listen and tick (4).  

1




A




B

2



A



B

3 Ask and answer.  



Circle:

Girl 1: Hello. I am Aisha. What is your name?

Girl 2: I am Nora.

1

Say the  
new words. 

1

one

2

two

3

three

4

four

5

five

2

Look, listen and read.    

## The game



3 Listen and circle. 

A



B



C



D



E



4 Say a number. 

3





1 Act out.  

Hello. I am Tom.

What is your name?

How are you?

Goodbye, Bob.

Hi, Tom.


My name is Bob.

Fine, thanks.

Bye, Tom.

1 Look, listen and count.   

## In the basket



2 Count and write the number. 





|  |   |
|--|---|
|  | ↑ |
|  |   |
|  |   |
|  |   |
|  |   |
|  |   |
|  |   |



## NUMBERS

1 Look, listen and read.  





Omar



Ahmed




Omar's dad




Ahmed's dad


3



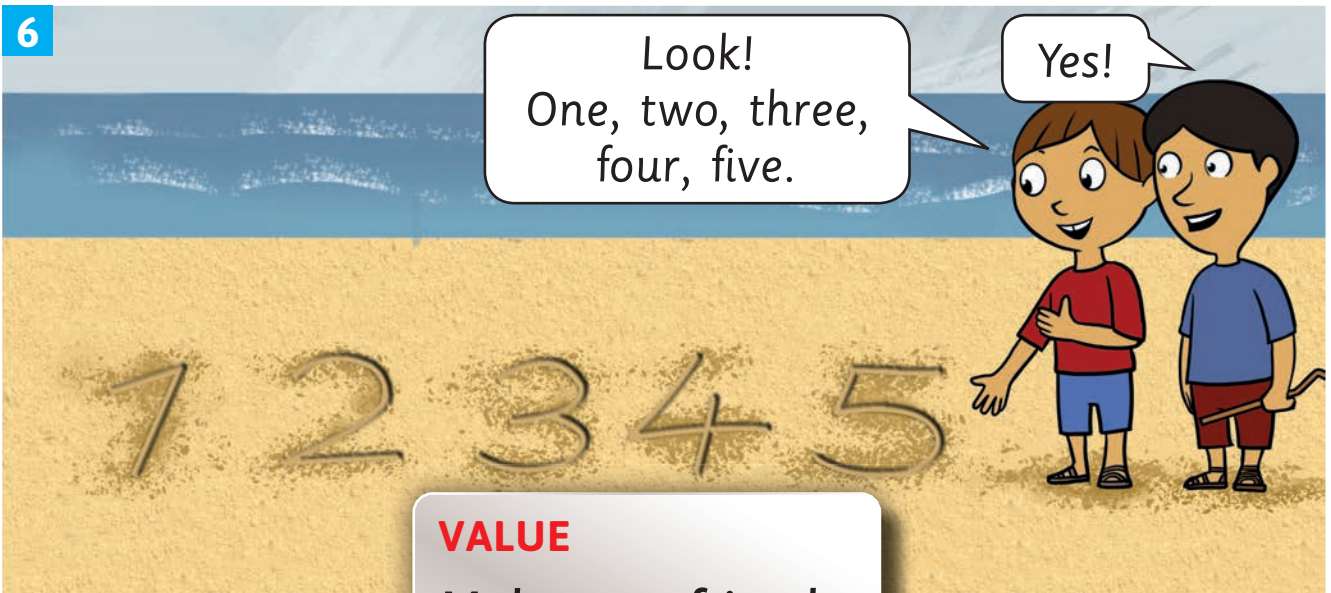
4



5



6



**VALUE**

Make new friends.

1 Make the letters of your name. 🗨️ 📄




2 Trace and write your name. 📄

My name is \_\_\_\_\_

3 Ask and answer. 🗨️

My name is Bill.



1 Listen and tick (4). 

1



A



B 4

2




A



B

3



A



B

4

3

A

4


B

2 Count, read and match.  

a. one




b. two



c. three



d. four



e. five



5

3

1

2


4

# School



## SONG

1

Say the new words. 



Stand up. Sit down. Clap your hands. Come here.



2

Listen and say.    



## Stand up!

Stand up, stand up  
And clap your hands.

Sit down, sit down  
And clap your hands.

Come here, come here  
And clap your hands.

3


Play a game. 



Stand up.





Say the new words. 

1



pen



pencil



book



bag



rubber



2

Look, listen and read.   

1



2



3




4




3 Match and say. 🗨️


1 2 3 4 5




A B C D E



4 Play a game. 🗨️



Say the  
new words. 

1



classroom



desk



chair



teacher



Mr



Mrs



2

Look, listen and read.   

## My classroom





This is my classroom.  
This is my teacher,  
Mrs Fatima.



This is my classroom.  
This is my teacher,  
Mr Blake. This is a desk  
and this is a chair.



3 Listen and tick (4).  




4 Stick the stickers. Then say. 

This is my teacher, Mrs Sara.



1

Say the  
new words. 



red



blue



black



white



2

Point and say. 

It is a rubber.  
It is blue.



3

Play a game. 

What colour is it?

Is it an apple?



It is red.

Yes, it is.





1

Say the new words.



green



yellow




orange

2

Look, listen and read.

# The rainbow






That is a rainbow.




It is red, orange, yellow, green and blue.

It is nice.

## COLOURS

1 Look, listen and read. 🔑 🗂️ 🗨️ 🔊






**VALUE**

You can learn and have fun at school.



1 Trace and colour in the pencils. 🗨️ 



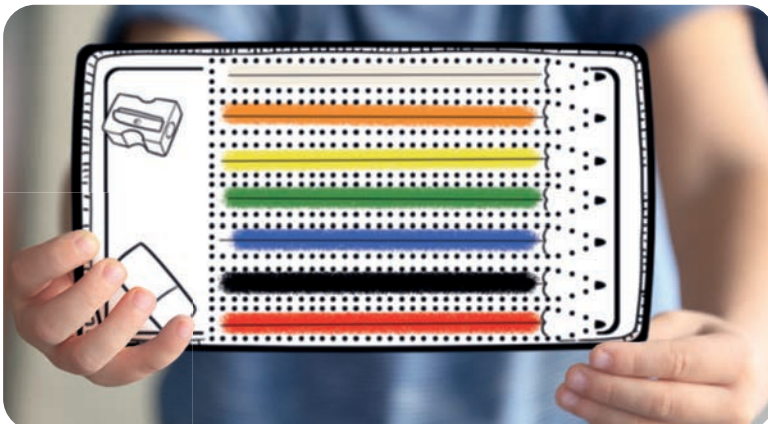
2 Trace and copy. 

red orange yellow green  
blue black white

This is my pencil.




It is

3 Present your pencils to your group. 🗨️



This is my pencil.  
It is red.

1 Look, ask and answer. 🗣️



What is this?

What colour is it?

It is a rubber.

It is yellow.



2 What is the recording about? Listen and circle **A** or **B**.



**A.** My classroom

**B.** Colours

3 Read and match. 

1. Stand up.

**A**



2. Sit down.

**B**



3. What is this?

It is a pencil.

**C**



4. This is my teacher,

Mrs Fatima.

**D**




5. What colour is it?

It is green.

**E**



1

Say the new words. 



flag



maroon



2

Look and read.   



Ali  
Qatar

Hi! This is my flag.  
It is white and maroon.



Jassim  
Oman

Hello! This is my flag.  
It is red, green and white.

3

Read activity 2 and put 4 or 8.

1



1. Ali is from Qatar.

2. His flag is white, maroon and red.

2




3. Jassim is from Qatar.

4. His flag is red, green and white.

4 These are Ali's classroom objects. What are they? Look and say.



5 This is Jassim's classroom. How many pencils can you see? Find and colour.



6 Trace and write.  

Hello! I am

My teacher is


Goodbye.

# Numbers

3

## SONG

1

Say the new words. 

6

six

7

seven

8

eight

9

nine

10

ten



2

Listen and say.   



## Hello, numbers!

1 2 3 4 5

Hello! High five! High five!

6 7 8 9 10

Let's say the numbers again.

1 2 3 4 5 6 7 8 9 10!

How old are you, Ken?


I am ten. I am ten.

You are five. High five! High five!

You are five. I am ten.

Let's say the numbers again.

1 2 3 4 5 6 7 8 9 10!



3

Ask and answer. 

How old are you?

I am six.



1

Say the new words.  
🔊



friend



rabbit



happy





sad



present

2

Look, listen and read. 🗣️ 🔑 🗂️ 🔊



3 Listen and number (1-3). 



A



B



C

4 Act out. 

Hello, Kelly.

Hello, Helen.

This is for you.

Thank you.


Are you happy?


Yes, I am.







1

Say the new words. 


short 



tall 



big 



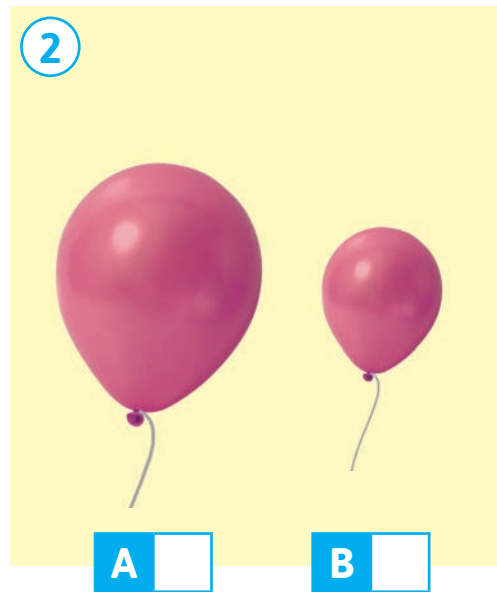

2

Look, listen and read.   


## In the toy shop



3 Listen and tick (4). 🎧 🔊




4 Play a game. Look and say, e.g. **He is tall. He is tall. He is tall. He is short.** 🗣️



# 3

## LET'S PLAY

1

Say the new words. 



hungry



thirsty



boy



girl



2

Choose and play.  

|  |  |  |  |
|--|--|--|--|
| <br>1   | <br>2   | <br>3   | <br>4   |
| <br>5 | <br>6 | <br>7 | <br>8 |

Boy or girl?

Is he thirsty?

Four.

Boy.

Yes, he is.


Yes.




# Maths 123

1 Count and write the number. 

1 2 3 4 5 6 7 8 9 10

**A** 

**C** 

**E** 




**B** 

**D** 

**F** 

2 Look and say.  


2 bags



# WHERE'S FLUFFY?

1 Look, listen and read.    





**VALUE**  
Take care of your pet.

- 1 Make a number poster. Stick, count and write the number. 🗨️ 📊

- 2 Look and write the number and the word. 🗨️ 📊

pens books bags rubbers

|  |  |
|--|--|
|  |  |
|  |  |

.....

.....


.....

- 3 Point and say. 🗨️ 📊


Six pens.



1 Listen and tick (4). 

1 

A  B

2 

A  B

3 

A  B

4 

A  B



2 What is the recording about? Listen and circle A or B.



A. Numbers (1, 2, 3,...10)

B. Feelings



3 Read and match. 

1. Are you happy?

Yes, I am.

A



2. She is short.

B



3. He is tall.

C



4. How old are you?

I am ten.

D



5. Is he thirsty?

Yes, he is.

E



# At home



## SONG

1

Say the new words.



mother  
mum



father  
dad



brother



sister



2

Listen and say.

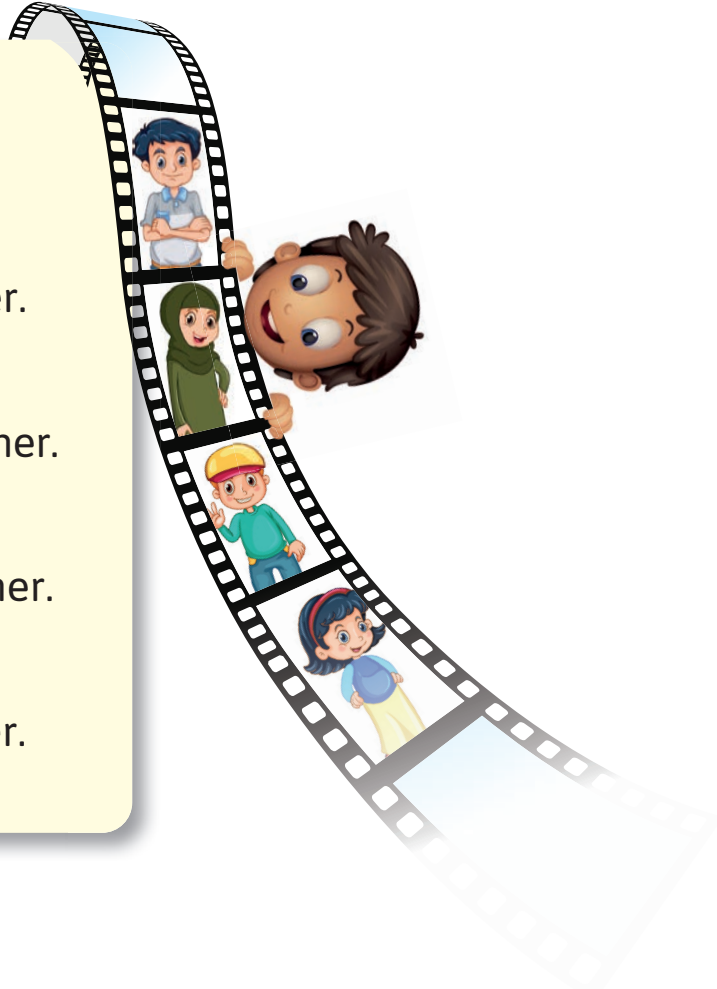
### My family

Who is he? Who is he?  
He is my father. He is my father.

Who is she? Who is she?  
She is my mother. She is my mother.

Who is he? Who is he?  
He is my brother. He is my brother.

Who is she? Who is she?  
She is my sister. She is my sister.




3

Ask and answer.



1

Say the new words. 



parrot

cat

fish

living room

kitchen

2

Look, listen and read.    

1

Hello, my friends! This is my rabbit, Ron!

Hi, Ron.

2

Look! My parrot.

Wow! It is nice!

3

Look! My fish.

It is in the kitchen.

And my cat!



4

Where is Ron, Dad?

Here, Hassan. In the living room.

Ha ha ha.

3 Listen and number (1-4). 🗣️ 🔊




4 Look at activity 3, ask and answer. 🗣️

Where is the cat?

In the living room.



Say the  
new words. 

1



pet



bird

2

Look, listen and read.    

## My pet







I am Tim. This is my bird, Len.  
It is yellow.




I am Reema. This is my rabbit, Bob.  
It is white.

3 Listen and number (1-4). 🗣️ 🔊




4 Choose, stick and say. 🗣️



This is my bird. It is blue.



1

Say the new words. 



sofa



table



box



bed

2

Look and say.  

Where is Ron?



On the sofa.



In the box.



Under the table.


3

Play a game. 

Where is Ron?

On the sofa.

**START**



**FINISH**



1

Say the  
new words.



tail



long



grey

2

Look, listen and read.

This is  
a parrot.  
Look!  
It is green  
and red.



This is a cat.  
Look!  
The tail is  
long.  
It is grey.

3

Read and put 4 or 8.



1. It is green and blue.

2. It is green and red.




3. It is grey.

4. It is black and white.



# TRISH THE FISH

1 Look, listen and read. 🗣️ 📖 🔍 🔊





Mum



Salem



Afaf




Trish


5



6



7




8



**VALUE**

Sleep well to be healthy.

## 1 Trace and colour. 🐾

2 Trace and write. 

|   |   |
|---|---|
| A | T |
| C | B |

red blue yellow green black white orange grey

This is my \_\_\_\_\_


It is \_\_\_\_\_


## 3 Talk about it. 🗨️


This is my cat.  
It is grey.





1 Listen and circle 4 or 8.  


1 


2 


3 


4 


5 

6 

7 

8 

9 

10 

2 What is the recording about? Listen and circle **A** or **B**.



**A.** Family

**B.** Pets

3 Read and match. 

1. Where is the cat?

In the living room.

**A**



2. Who is he?

He is my dad.

**B**



3. Where is Ron?

Under the table.

**C**



4. Who is she?

She is my mum.

**D**



5. Where is Ron?

In the box.

**E**



1 Look and read. 🔑 A B



Layla



This is my kitchen. Look!  
An orange fish!



Jenny



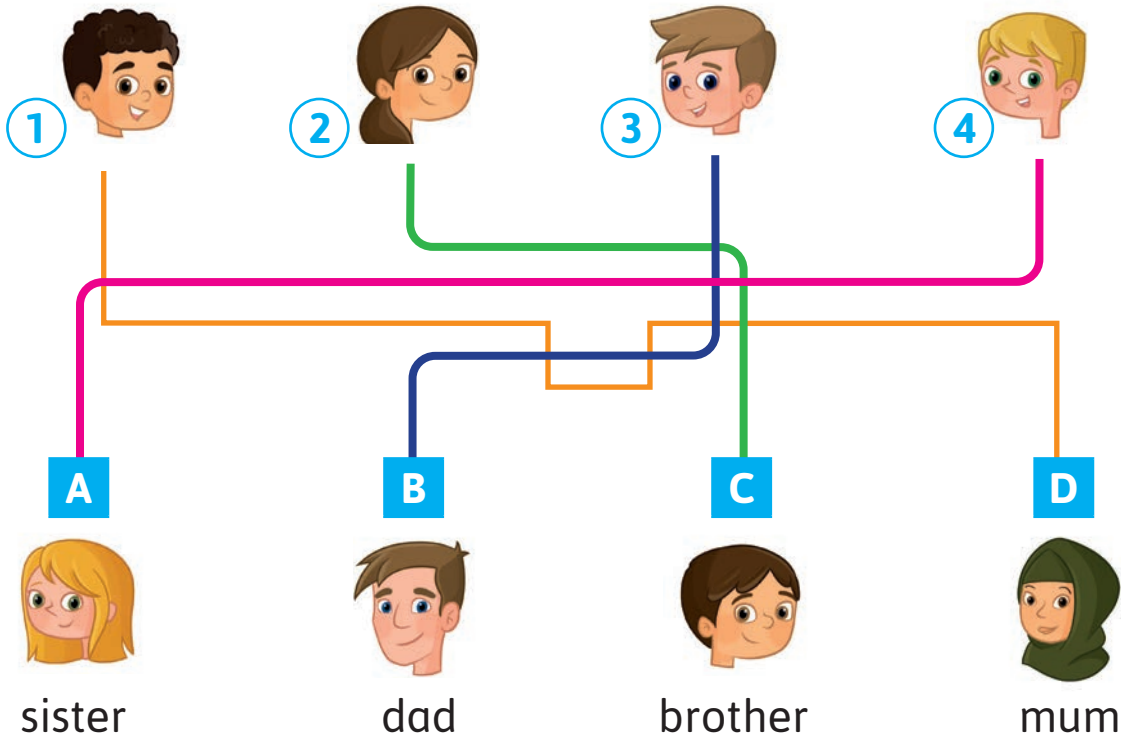
This is my living room. Look! This  
is my cat. It is on the sofa.

2 Look and match.




**3** Follow the lines. Take turns to ask and answer.

**Student A:** Who is he/she? **Student B:** He/She is my... 🗣️



**4** Look and write. 



**5** Trace and write the name of your dad. 


This is my dad,

# On the farm



## SONG

1

Say the new words. 



2

Listen and say.   

## Old MacDonald's Farm

Old MacDonald has a farm, E-I-E-I-O  
Look, two cows. Look, two cows. E-I-E-I-O

Old MacDonald has a farm, E-I-E-I-O  
Look, one horse. Look, one horse. E-I-E-I-O

Old MacDonald has a farm, E-I-E-I-O  
Look, six ducks! Look, six ducks! E-I-E-I-O

Old MacDonald has a farm, E-I-E-I-O  
Look, two goats. Look, two goats. E-I-E-I-O

Old MacDonald has a farm, E-I-E-I-O  
Look, four hens! Look, four hens! E-I-E-I-O

3

Look at activity 2, count and say. 


Two goats.

One horse.





1

Say the new words. 

bee

grandfather /  
grandpagrandmother /  
grandma


Open the window.



2

Look, listen and read.    

1 On the farm...

Look! Cows, hens  
and ducks! There is  
a horse, too!

2

Grandpa, Grandpa,  
help! There is  
a bee in my room.

3

It is OK, Aisha. Let's  
open the window.

4

Go away, little bee!

Goodbye, bee.  
Thanks, Grandpa.

3 Look, say and circle 4 or 8. 



There is a cat.

1



There is a bee.

2



Let's open the window.

3



Come here, little bee.

4



4 Look at activity 2 and say how many animals there are on the farm. 

There are three ducks.

There is one bee.



Say the  
new words. 🔊

1

11 12 13 14 15

eleven

twelve

thirteen

fourteen

fifteen

2

Look, listen and read. 🗂️ 🔑 🗨️ 🔊

*This is my dream farm!*



There are five horses  
on my dream farm.

There are fifteen  
hens on the farm.



There are ten  
goats on the farm.






There are  
fourteen ducks.



There is  
a cat too.




3 Look at activity 2 and fill in the table.

|   |   |   |  |   |
|---|---|---|--|---|
|  |  |  |  |  |
| 1   |   |   |  |   |

4 Listen and match. 



- 15
- 11
- 12
- 13



5 Talk about your dream farm. 

There are fourteen ducks.



1

Say the  
new words. 🗣️

sheep



sheep



fish

2

Look, ask and answer. 🗣️



How many sheep  
are there?

There are  
three sheep.



1

Say the new words.



wool



honey



cheese

2

Match. Then say what we get from animals.

## What we get from animals




1



2



3



4



5

A



B



C



D



E




This is a cow.  
We get milk  
from cows.



# WHAT ANIMAL IS IT?

1 Look, listen and read.    

On the farm...





Grandpa




Grandma



Saud



Afaf




**VALUE**

Farm animals are useful.



1 Make a farm poster. Use the stickers. 🗨️



2 Trace and write.  cows sheep goats ducks hens horses

There are

|  |
|--|
|  |
|  |

\_\_\_\_\_



\_\_\_\_\_

3 Say.  



There are two sheep.  
There are three ducks.





1 Listen and circle A or B.   

1  

**A** **B**

2  

**A** **B**

3  



**A** **B**

4 **15** **13**

**A** **B**

5 **11** **12**

**A** **B**

6  

**A** **B**

2 What is the recording about? Listen and circle A or B.



A. Numbers

B. Farm animals

3 Read and match. 

How many are there?

1. There is one sheep.

2. There are fifteen cows.

3. There are eleven bees.

4. There is one goat.

5. There are twelve horses.

A



B

12



C

15



D



E



11





# Stories

# COUNT TO 5

1 Look, listen and read.    





**VALUE**

Work with your friends.

# ON THE BALADNA FARM

1 Look, listen and read.    

1 Fatima and Mona are on Baladna farm with their father and mother.

This is Baladna farm, girls.

Let's go in!

2

Look! There are many cows!

Yes! We get milk from cows.

3

They make cheese and Laban here too.

4

Mum! Look at the sheep! 1...2...3...4...5

5 sheep!



Mona



Fatima



Dad



Mum



5 This farm is big!

Yes! Let's play!



6 I am thirsty!

I am hungry too!



7 Cheese, please.

Laban for me, please.

Here you are!



8 Are you happy?

Yes, I am!

Thank you, Mum and Dad!

**VALUE**

Have fun with your family.





# Grammar Reference

## Module 1

### Song

Hello/Hi, I am Ron.

### Top Stars

My name is Nora.

What is your name?  
I am Nora.

### Let's play

How are you?  
Fine, thanks.

## Module 2

### Song

Stand up!

### Top Stars

What is this?  
It is a pencil.



What is that?  
It is a book.



### Our world

This is my bag.



This is a chair.



### Let's play

What colour is it?  
It is red.

Is it a book?  
Yes, it is. /  
No, it is not.

Is it an apple?  
Yes, it is. /  
No, it is not.

## Module 3

### Song

How old are you?  
I am five.

You are six.

### Top Stars

Are you happy?  
Yes, I am. /  
No, I am not.

### Comic

He is tall.



She is short.



### Let's play

Is he hungry?  
Yes, he is. /  
No, he is not.  
Is she thirsty?  
Yes, she is. /  
No, she is not.

### Maths

pencil



pencils



bag



bags





## Module 4

### Song

Who is he/she?  
He is my dad/brother.  
She is my mum/sister.

### Top Stars

Where is the cat?  
In the living room.

### Our world

This is my bird. It is yellow.



### Let's play

Where is Ron?  
**On** the sofa.



**In** the box.



**Under** the table.




## Module 5

### Song

1 duck



11 ducks



### Top Stars

**There is** a bee.



### Our world

**There are** 15 hens on the farm.



### Let's play

**How many** ducks are there?

There are 13 ducks.

1 sheep



2 sheep



1 fish



2 fish



### Science

This is a cow.



We get milk from cows.





# Picture Dictionary

## Greetings




Hello  
Hi




Goodbye  
Bye

## Numbers




one




two



three



four



five



six



seven



eight



nine



ten




eleven



twelve



thirteen



fourteen



fifteen

## Colours



black



white



green



yellow



maroon



red



blue



orange



grey

## Actions



Come here.



Stand up.



Sit down.



Clap your hands.



Open the window.

## Classroom Objects



pen



pencil



book



bag



rubber

## Furniture



table



bed



sofa

## Family



mother  
mum



father  
dad



brother



sister



grandfather/  
grandpa



grandmother/  
grandma

## Animals



rabbit



cat



parrot



fish



fish



bird



goats



cows



horses



hens



ducks



sheep



sheep



pet



bee

## Places



classroom



kitchen



living room



farm

## Adjectives



sad



happy




hungry



thirsty

short



tall



big



small



long

## People



friend



boy



girl



Mr



Mrs



teacher

## Body part



tail

## My country



flag

## Food



honey



cheese

## Material



wool

## Objects



chair



desk



box



present



# High-frequency words

a  
again  
am  
and  
are  
away  
bag  
bed  
bee  
big  
bird  
black  
blue  
book  
box  
boy  
Bye  
cake  
can  
cat  
chair  
clap  
come  
cow  
dad  
desk

don't  
down  
duck  
farm  
fine  
five  
for  
four  
from  
fun  
get  
girl  
go  
green  
grey  
hands  
happy  
has  
he  
help  
hen  
here  
Hi  
horse  
How  
I

in  
is  
it  
leg  
Let's  
little  
look  
many  
Mr  
Mrs  
mum  
my  
name  
No  
number  
old  
on  
one  
open  
orange  
pen  
pets  
pink  
rabbit  
red  
room

run  
sad  
say  
see  
she  
sheep  
short  
sit  
small  
sorry  
stand  
table  
tall  
Thank  
Thanks  
that  
the  
there  
this  
three  
time  
to  
too  
two  
under  
up

What  
Where  
white  
Who  
yellow  
Yes  
you  
your



**Top Stars 1a**  
**Student's Book**

H. Q. Mitchell - Marileni Malkogianni

Published by: **MM Publications**

www.mmpublications.com

info@mmpublications.com

**Offices**

UK China Cyprus Greece Korea Poland Turkey USA

Associated companies and representatives throughout the world.


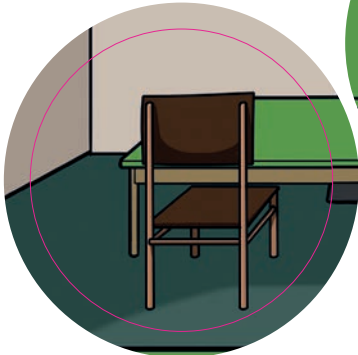
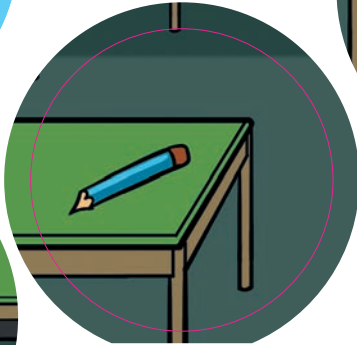
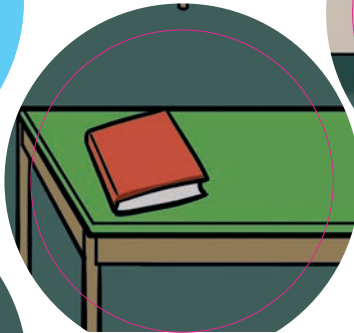
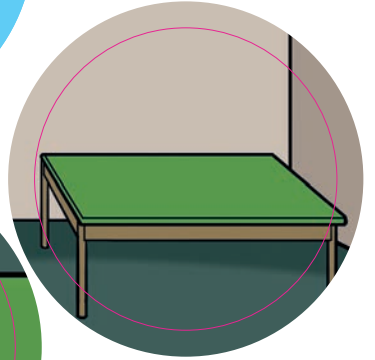
Copyright © 2021 MM Publications

All rights reserved. No part of this publication may be reproduced, stored in a retrieval system or transmitted in any form or by any means, electronic, mechanical, photocopying, recording or otherwise, without permission in writing from the publishers, in accordance with the contract concluded with the Ministry of Education and Higher Education of the State of Qatar.

We would like to thank Shutterstock and 123RF for permission to reproduce copyright photographs.

Produced in the EU




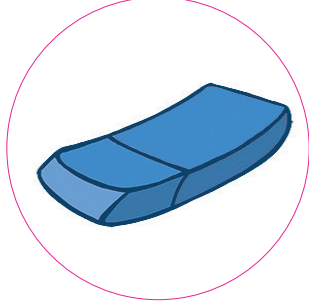
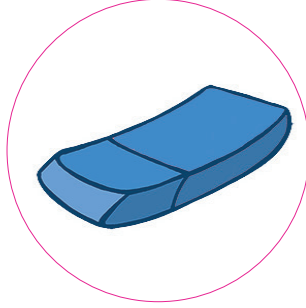
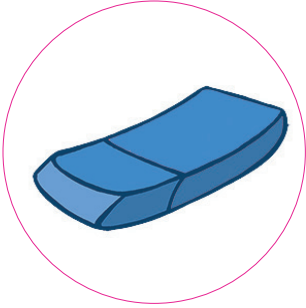
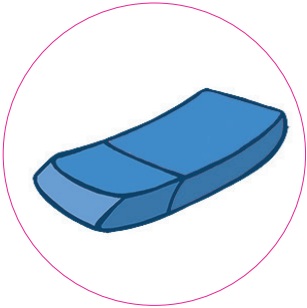
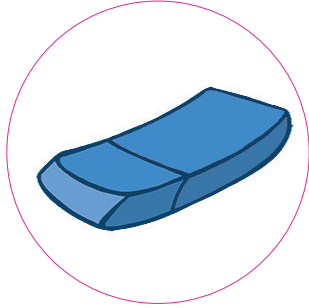
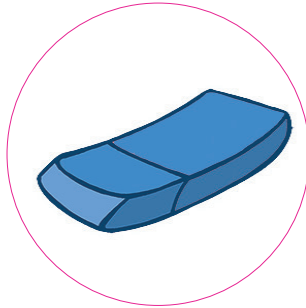
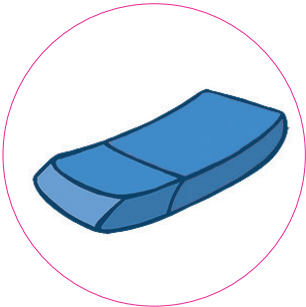
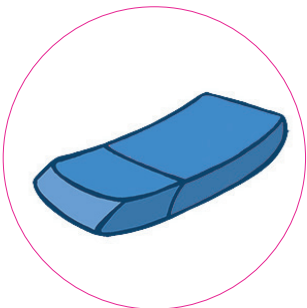
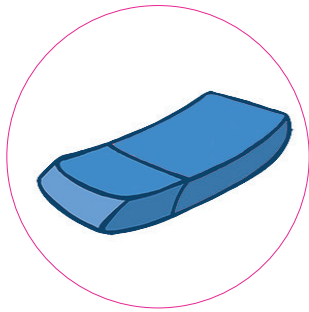
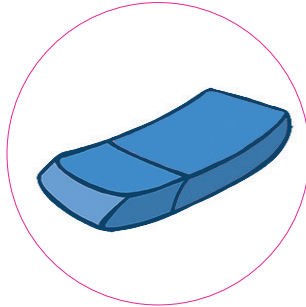
STICKERS












**STICKERS**



**STICKERS**



**STICKERS**



# TOP STARS



is an exciting primary course that creates a fun and motivating environment for young learners.

## For students:

- Student's Book
- Full-colour Workbook
- Student's CD-ROM
- Alphabet book

## For teachers:

- Teacher's Book
- Class Audio Material (Online)
- Resources for Teachers (Online)
- Interactive Whiteboard Material
- Story time Big Books
- Flashcards
- Posters
- Alphabet posters
- Grammar Reference posters

| CEFR      |   | Pre-A1 | A1 Low | A1 Mid | A1 High | A2 Low |
|-----------|---|--------|--------|--------|---------|--------|
| Top Stars | 1 | 2      | 3      | 4      | 5       | 6      |



ISBN: 978-618-05-5796-1

