

H. Q. Mitchell – Marileni Malkogianni



TOP STARS

Workbook



Academic Year 2021–2022



GRADE **1**

SEMESTER 1



TOP STARS

1a

Workbook

School

.....
.....
.....

Name

.....
.....
.....

Class

.....
.....
.....

H. Q. Mitchell – Marileni Malkogianni

Academic Year 2021–2022





حضرة صاحب السمو الشيخ تميم بن حمد آل ثاني
أمير البلاد القطري

النشيد الوطني

قَسَمًا بِمَنْ رَفَعَ السَّمَاءَ قَسَمًا بِمَنْ نَشَرَ الضِّيَاءَ
قَطْرٌ سَتَبَقَى حُرَّةً تَسْمُو بِرُوحِ الأَوْفِيَاءِ
سِيرُوا عَلَى نَهْجِ الأُلَى وَعَلَى ضِيَاءِ الأنْبِيَاءِ
قَطْرٌ بِقَلْبِي سِيرَةٌ عِزٌّ وَأَمْجَادُ الإِبَاءِ
قَطْرُ الرِّجَالِ الأَوَّلِينَ حُمَاتِنَا يَوْمَ النِّدَاءِ
وَحَمَائِمُ يَوْمَ السَّلَامِ جَوَارِحُ يَوْمِ الفِدَاءِ

Contents

Orientation	5
1 Hello	7
2 School	19
3 Numbers	31
4 At home	43
5 On the farm	55
Revision (Modules 1-5)	67
Board game (Modules 1-5)	70
Stickers	

Orientation

Welcome to Grade 1!



1 Draw the lines from left to right. 





ORIENTATION

2 Draw yourself. Then write your name. 



.....
.....
.....


Hello



SONG

1 Listen and point. Then trace and colour. 🗣️ 🎧 🔊

Bye



Hi



2 Write Hi and Bye. 🗣️

.....
.....
.....



.....
.....
.....



1 Read and match. 

I am Ali.

I am Aisha.

I am Hassan.

I am Nora.

1

2

3

4

A

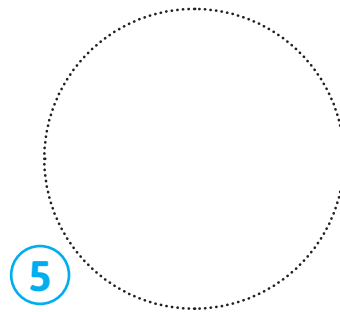

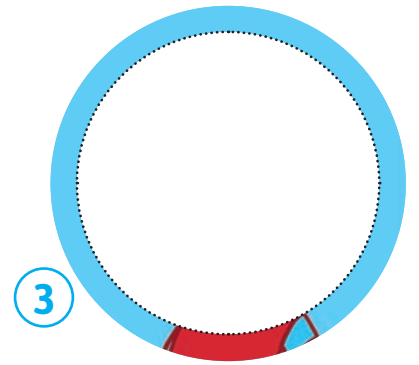
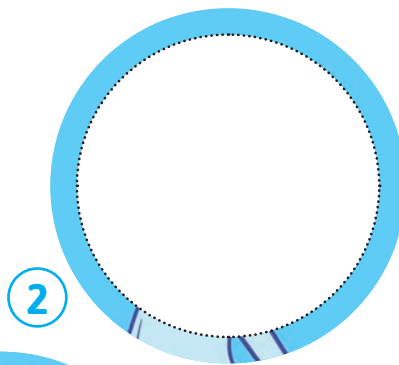
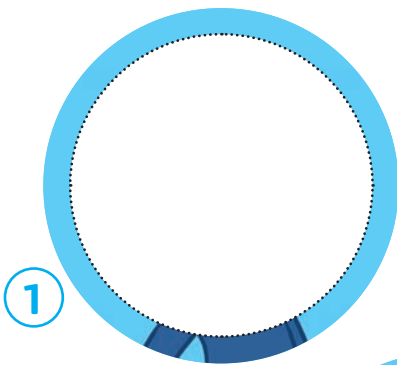
B

C

D



2 Stick. Then stick a picture of yourself. 





3 Colour the dotted parts. Then trace and say. 



I am Ali.

4 Circle the odd one out.



COMIC

1 Read and match. 

A one



B two



C three



D four



E five



2

5

1

4

3

2 Count and trace the numbers.  



1



3



5

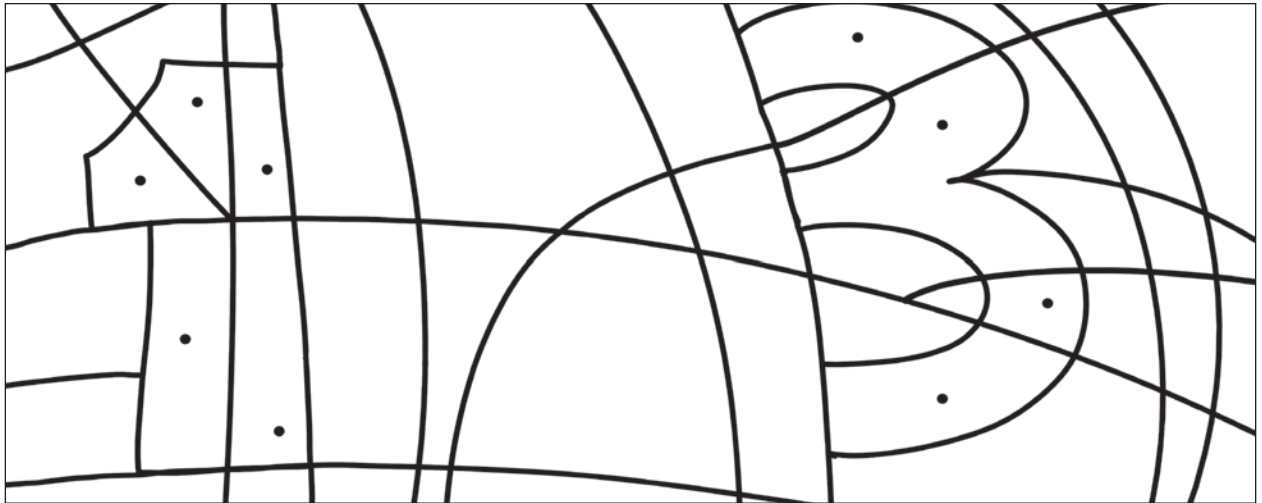


2



4

3 Colour the dotted parts. Then circle.



1 2 3 4 5

4 Spot the three differences.




1 Listen and say. 🗣️ 🎧 🔊



2 Listen and point. 🗣️ 🔊



A



B



C

1 Say and match the number with the correct picture. 

1

2

3

4

5



2 Look and trace the numbers. 

1

1

1

1

1

2

2

2

2

2

3

3

3

3

3

4

4

4

4

4

5

5

5

5


5

1 Read and match. 

1. What is your name?



2. Fine, thanks.




3. One, two, three, four, five.




4. How are you?




2 Read and write 4 or 8. 



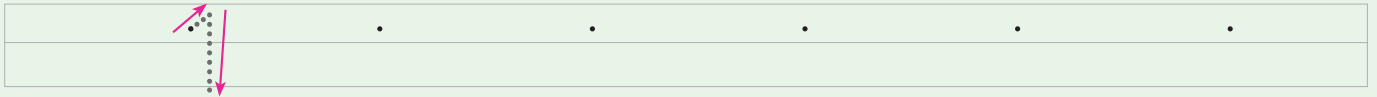
1.  I am Ahmed. 4


2.  Two.

3.  Three.

4.  Four.

1 Trace and copy. 



2 Write your name. 

.....

.....

.....

3 Read and match. 

1. Hello.

2. Goodbye.

3. Hassan

4. Ali

5. Aisha

6. Nora

A



B



C



D




E





F





1 Count from 1 to 5 and tick (4). 

1 
one

2 
two

3 
three

4 
four

5 
five

2 Say and tick (4). 



1

Hi. My name is Nora.



2

- Hello.
What is your name?
- I am Omar.



3

- How are you?
- Fine, thanks.



4

Goodbye.

1 Read, trace and write. 

I am I am

Fine, thanks. Fine, thanks.

Hi Hi


Bye Bye

School



SONG

1 Look, match and say. 🗣️



A Sit down.

B Stand up.

2 Listen and match. 🎧 🔊

1 2 3 4



1 Read and match.

pencil ①

book ②

bag ③

rubber ④

pen ⑤

A



B



C




D




E

2 Read and circle. 

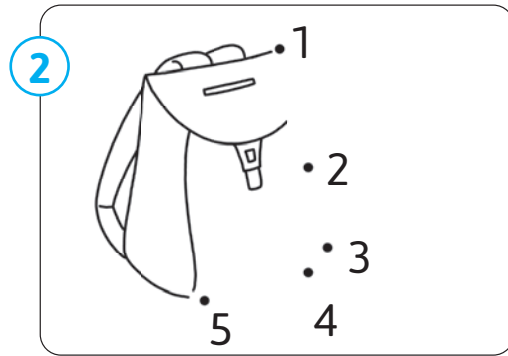
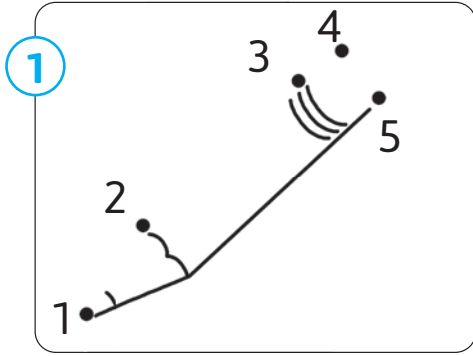
1. What is this? It is a pen.



2. What is that? It is a book.




3 Connect the numbers, read and then trace. 




This is a pencil.

This is a bag.

4 Find      and colour. Then point, ask and answer with your partner, e.g. **A: What is this? B: It is a rubber.** 



1 Read, look and trace. 





This is my 1. classroom.


This is my 2. teacher, Mr Hassan.

This is a 3. desk and this is a 4. chair.

2 Listen and tick (4). 

1  A B

2  A B

3  A B

4  A B

3 Trace. Then copy your teacher's name. 

This is my teacher,

1 Look, read and tick (4). 

1. Is it a chair?

Yes, it is.

No, it is not.



2. Is it an apple?

Yes, it is.

No, it is not.



3. What colour is it?

It is blue.

It is red.



4. What colour is it?

It is black.

It is white.



1 Read and match.



A yellow


B orange

C green

2 Colour and say.

This is an egg.
It is white.

This is an apple.
It is red.



white




red



yellow



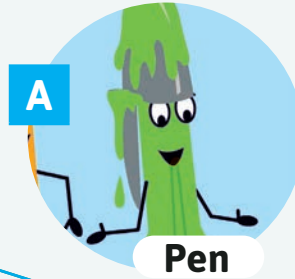
green



orange

1 Read and match. 

1. I am a pen.




2. What is that, Mr Rubber?




3. Let's run.



4. Look, I am green! Thanks!




2 Read and write 4 or 8. 

1.  I am orange. 8

2.  I am a pencil.

3.  It is a book.

4.  I am green.

1 Look and trace. 

1

This is a book.

It is blue.



2

This is a rubber.

It is red.



3

That is a desk.

It is green.



4

That is a chair.

It is yellow.

2 Listen and tick (4). 

1

A B

2

A B

3

A B

4

A B

1 Give instructions and tick (4).



1. Sit down.



2. Stand up.



3. Clap your hands.



4. Come here.

2 Say the classroom objects and tick (4).



1. pen



2. pencil



3. book



4. bag



5. desk



6. chair



7. rubber

3 Say and tick (4).



1. classroom



2. teacher



3. Mr



4. Mrs

4 Say the colours and tick (4).



1. red



2. blue



3. green



4. yellow



5. orange



6. black



7. white

5 Say and tick (4).



1
- What is that?
- It is a rubber.



2
- Is that a pencil?
- Yes, it is.



3
- What colour is it?
- It is red.



4
This is my bag.

1 Read, trace and write. 

This is my book.

This is my book

red

red

a pen

a pen

yellow

yellow

Numbers



SONG

1 Count and match. 🎈

1 2 3 4 5

7 10 8 6 9

2 Look, trace and write the numbers. 📐

6 6 6 6

7 7 7 7

8 8 8 8

9 9 9 9

10 10 10 10

1 Read, look and trace. 

1



He is happy.

2



He is sad.

3



It is a rabbit.

4



She is a friend.

5



It is a present.

2 Look, read and match. 



1



2



3



4

A happy

B friend

C sad

D rabbit

3 Look, read and match. 

1. - This present is for you.
- Thank you, my friend.

A



2. Are you happy?
Yes, I am.

B



3. It is a rabbit.

C



4 Ask and answer. 

Are you sad?


Yes, I am.

Yes, I am.

Are you happy?




1 Look and trace.



1

short



2

tall



3

big



4

small

2 Read, look and match.

1. She is tall.

2. He is short.

3. It is big.

4. It is small.

A



B



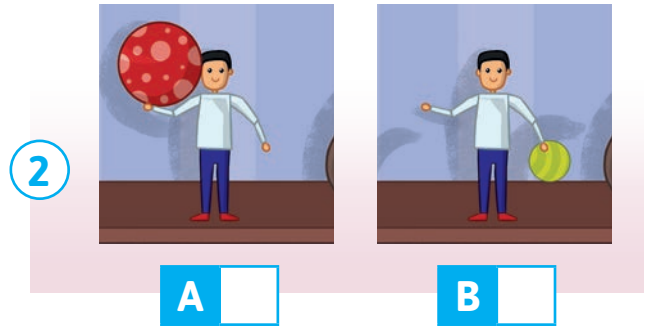

C




D



3 Listen and tick (4). 



4 Look and trace. 







It is tall.



It is big.

1 Listen and tick (4).



2 Look and trace.



1 hungry

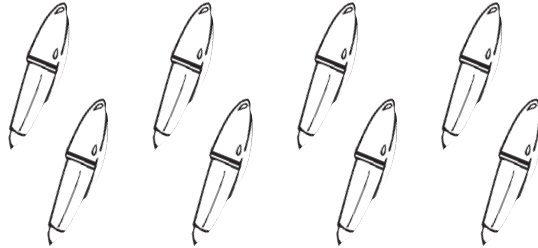
2 thirsty

3 boy

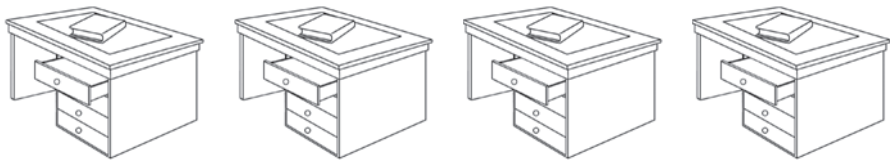
4 girl

1 Colour according to the given numbers. 

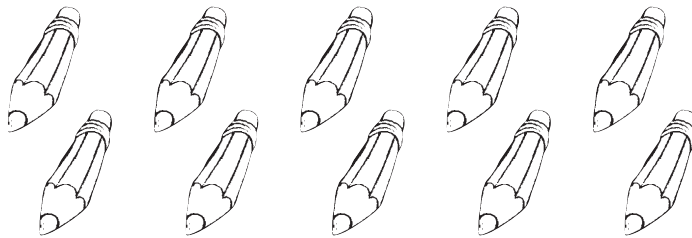
① 6



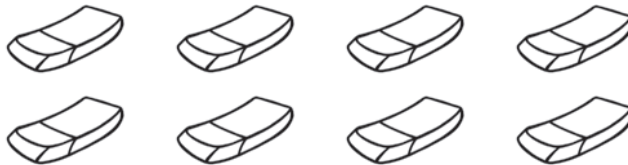
② 2




③ 9



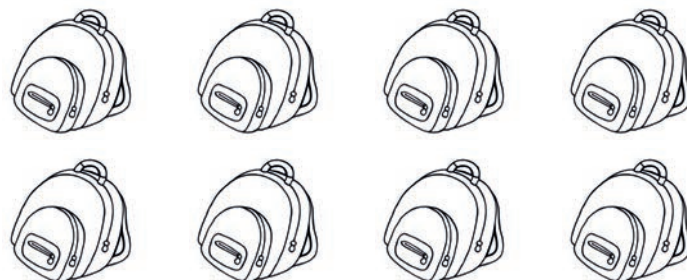
④ 5



⑤ 3




⑥ 7



1 Read and match. 

1. How are you?
2. This is for you.
3. Oh, no! Fluffy is not here...
4. Girls, it is cake time!



2 Read and write 4 or 8. 




This is for you. 4



Reema: Are you sad, Afaf?

Afaf: No, I am not.



It is my cat!



Reema: Are you happy now, Afaf?

Afaf: Yes, I am.

1 Look and write the numbers. 

6

7

8

9

10

3

REVISION

2 Look, read and circle. 

1. Are you happy?



Yes, I am.

No, I am not.

2. Are you sad?



Yes, I am.


No, I am not.

3. Are you sad?



Yes, I am.

No, I am not.

3 Look and say, e.g. **He is tall.** 

tall short happy sad



1 Count from 6 to 10 and tick (4). 

6

six

7

seven

8

eight


9

nine


10

ten

2 Say and tick (4). 



1. tall



2. short



3. big



4. small



5. happy



6. sad



7. hungry



8. thirsty

3 Say and tick (4). 



1. friend



2. rabbit



3. boy




4. girl



5. present

4 Say and tick (4). 



1

- How old are you?
- I am six.



3

- This is for you.
- Thank you.



2

- Are you happy?
- Yes, I am.



4

She is tall.



3

HANDWRITING ACTIVITY

1 Read, trace and write. 

sad

sad

hungry

hungry

thirsty

thirsty

tall


tall

At home



SONG

1 Listen and tick (4). 



2 Look and trace. 




He is my dad.



She is my mum.



She is my sister.



He is my brother.

1 Read, look and write. There is one extra word. 

fish parrot cat

1




The _____ is in
the living room.

2



The _____ is in
the kitchen.

2 Colour. Then point and say, e.g. **It is a cat.** 



3 Listen and match. 🗣️ 🔊



A



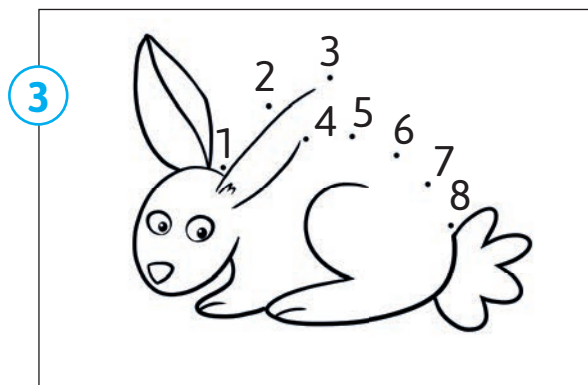

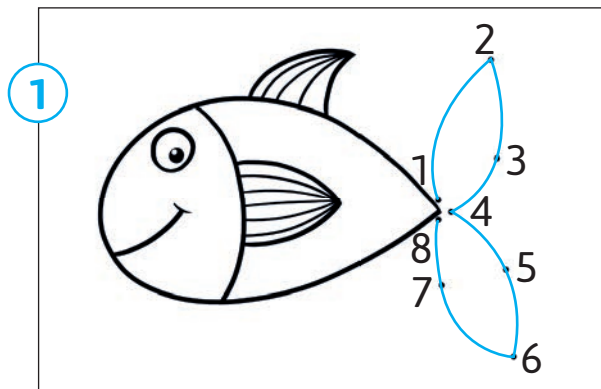
B



C



4 Join the dots. Then say, e.g. **It is a fish.** 🗣️



1 Stick and match. Then say, e.g. **This is my bird.** 🗣️



1




2




3

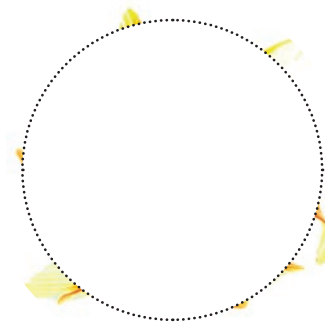
A



B



C



2 Trace and write. 

red fish





1

This is my _____

2

It is _____

3 Listen and colour. 🎧 🔊



4 What's next? Match. Then say, e.g. **rabbit - fish - rabbit - fish.** 🗣️



1

A



2

B



3

C



1 Where is the cat? Look and write. 

table bed box ~~sofa~~

1



On the sofa.

2



On the _____.

3



Under the _____.

4



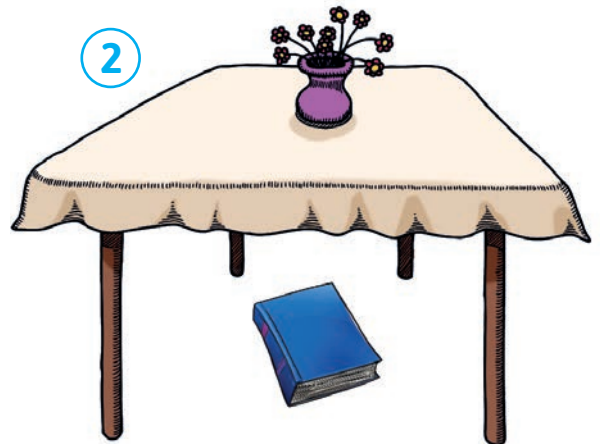
In the _____.

2 Look, ask and answer, **Where is the book?** 

1



2



3



Science

1 Read and tick (4). 

1 It is green and red.



A



B

2 It is grey.



A



B

2 Look, read and write. 

blue fish yellow



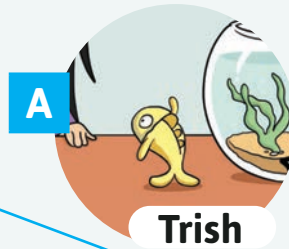
This is a _____

It is _____

and _____

1 Read and match. 

1. Mum, where is Afaf?



2. In the living room, on the sofa, Salem.




3. On the sofa!



4. Hello. I am Trish.

2 Read and write 4 or 8. 

Where is Trish?

1. On the sofa! 2. On the table! 3. Under the bed.

1 Follow each route. Then trace and say.  



1




A

She is my sister.



2



B

This is my fish.



3



C

This is my rabbit.



4



D

She is my mum.

2 Read, look and circle. 

1. Where is Ron?



a. On the sofa.

b. Under the sofa.

2. Where is Ron?



a. On the bed.

b. Under the bed.

3. Who is she?



a. She is my sister.

b. He is my father.

4. Who is he?



a. She is my mother.

b. He is my brother.

1 Say the words and tick (4).



1. mother/mum



2. father/dad



3. brother



4. sister



5. sofa



6. table



7. box



8. bed



9. kitchen



10. living room



11. tail



12. long



13. grey



14. pet

2 Say the pets and tick (4).



1. parrot



2. cat



3. fish




4. bird

3 Say and tick (4).



1

- Who is she?
- She is my sister.



2

- Where is the fish?
- In the kitchen.



3

This is my fish. It is green.



4

- Where is Trish?
- On the sofa!

1 Read, trace and write. 

father father mother mother

dad dad mum mum

kitchen kitchen

living room living room

On the farm



SONG

1 Look and write.

~~cows~~ horses hens ducks cats goats



COWS



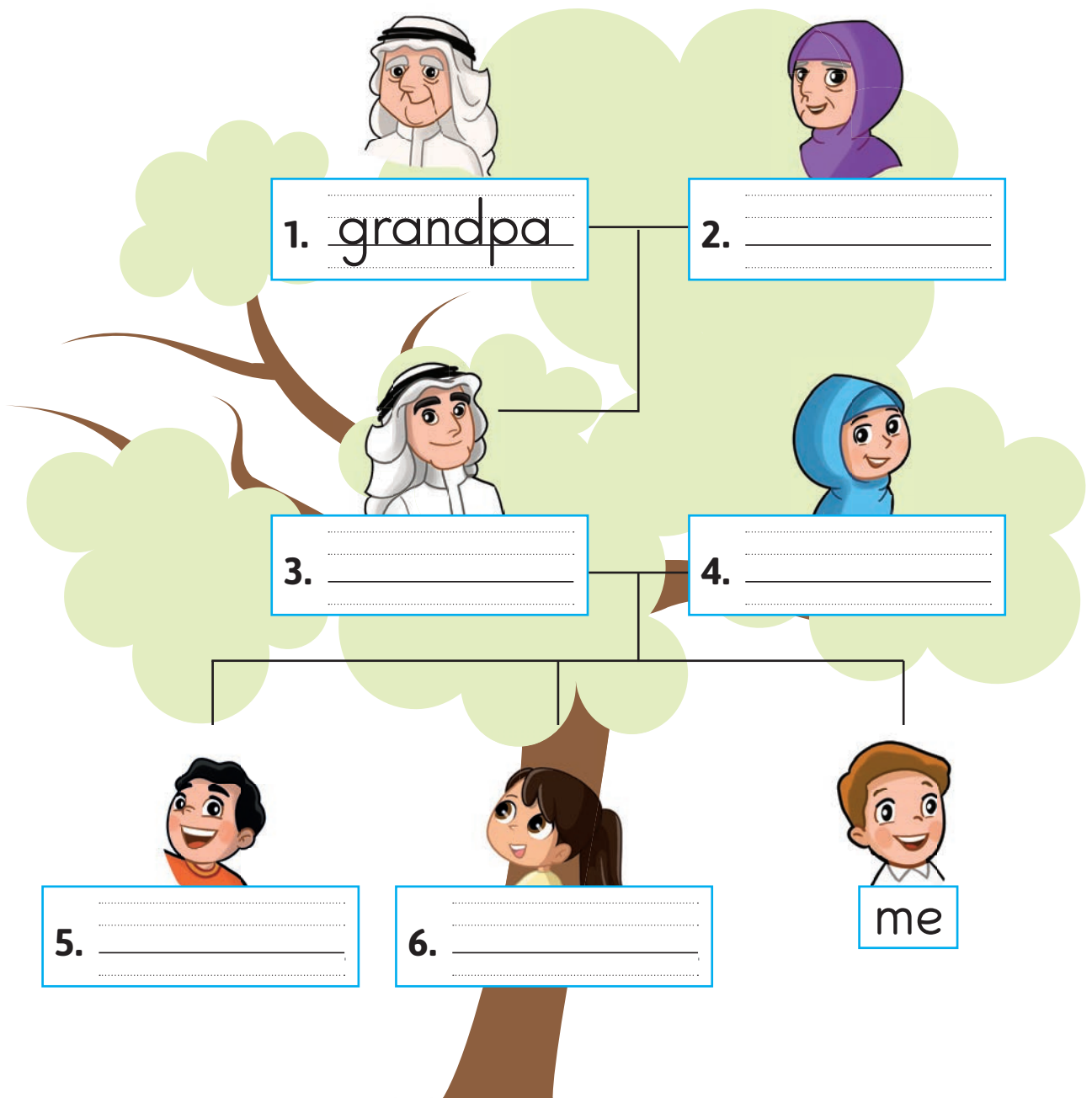
2 Count and write. Then say, e.g. 2 cows.



2 cows _____ horses _____ hens _____ ducks _____ goats


1 Read, look and write. 

mum sister dad brother ~~grandpa~~ grandma



2 Look and write. Use **There is**. 

horse ~~bee~~ hen duck



1. There is a bee

2. There is a

3. There

4.

1 Look at the numbers in the circles and write the numbers and the animals. 



1.

horses ducks ~~bees~~
cows hens

2.



3.



4.



5.

2 Read and circle. 

1. There is / There are 1 parrot at the park.
2. There is / There are 11 birds on the tree.
3. There is / There are 15 hens on the farm.
4. There is / There are 12 bees on the flowers.
5. There is / There are 1 cow on the farm.

3 Read, count and write Yes or No. 




1. There are four horses. Yes

2. There are ten hens. _____

3. There are eight goats. _____

4. There are thirteen ducks. _____

1 Count and write.  



1. How many **goats** are there?

There are 11 goats.

2. How many **ducks** are there?

There are _____ ducks.

3. How many **sheep** are there?





There are _____

4. How many **fish** are there?

There are _____

Science

1 Listen and tick (4).  



2 Look, read and write. 


cheese goat



We get _____ from the _____.

1 Read the story and write (1-4). 

1. There are fifteen sheep.



Saud

2. Now, are you thirsty?



Afaf

3. There are fourteen ducks.



Grandpa

4. We get milk and cheese from it.



Grandma

2 Read and write 4 or 8. 

1.



It is red. 8

2.



It is black and white.

3.




There is a goat too.

4.



Are you hungry?

1 Look, read and circle. 



- a. There is a cow.
 b. There is a horse.



- a. This is my grandpa.
 b. This is my grandma.



- a. There is a hen.
 b. There is a horse.



- a. There is a sheep.
 b. There is a hen.



- a. There is a goat.
 b. There is a bee.



- a. There is a cat.
 b. There is a duck.

2 Read, write the numbers and trace. 

1 How many **bees** are there?

fifteen




There are

15

bees

2 How many **ducks** are there?

twelve



There are

ducks

3 How many **fish** are there?

thirteen



There are

4 How many **sheep** are there?

eleven



There are

1 Say the animals and tick (4).



1. cows



2. ducks



3. hens



4. horses



5. goats



6. bee



7. sheep



8. sheep



9. fish

2 Say the numbers and tick (4).

11

1. eleven

12

2. twelve

13

3. thirteen

14

4. fourteen

15

5. fifteen

3 Say and tick (4).



1. grandfather/
grandpa



2. grandmother/
grandma



3. Open the
window.



4. wool



5. honey



6. cheese

4 Say and tick (4).



1 There is a bee.

15



2 There are
fifteen ducks.

12



3 - How many cows
are there?
- There are twelve
cows.

1

Read, trace and write. 

a cat.

a cat.

eleven horses.

eleven horses.

It is a black and white cow.

It is a black and white cow.

We get honey from bees.

We get honey from bees.

Revision





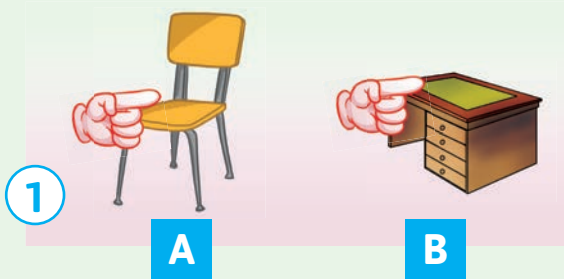
(MODULES 1-5)



1 Listen and circle. 🎧 🔊

1 2 3 4 5 6 7 8 9
10 11 12 13 14 15

2 Listen and circle. 🗣️ 🔊




REVISION (MODULES 1-5)

3 Point to each animal/item and ask and answer with your partner, e.g.



Where is the cat in number 1?

Under the sofa.



4 Read and tick (4).



1. Who is he?



He is my brother.

He is my dad.

2. Is she hungry?



Yes, she is.

No, she is not.

3. Is he tall?



Yes, he is.

No, he is not.

4. There are two birds.



Yes.

No.

5. How many balls are there?



Five.

Fifteen.

6. There are fourteen cats.

14



Yes.

No.

Board Game

BOARD GAME 1 (Modules 1-5)

1

Say.



START

2

What is your name?

3

What is this?



12

Where is Ron?



11

Say.



Go to 14!

13

Where is Ron?



Go to 13!

14

Say the numbers.

2 10 11 14

15

Say.



16

Are you happy?

17

She is my...



4

How old are you?

5

Is it a book?




7

Say.



6

Is it a pencil?



Go to 10!


10

Say.



8

It is a...



9

Say.



18

Is he hungry?




20

He is my...



19

How many ducks are there?



Top Stars 1a
Workbook

H. Q. Mitchell - Marileni Malkogianni

Published by: **MM Publications**

www.mmpublications.com

info@mmpublications.com

Offices

UK China Cyprus Greece Korea Poland Turkey USA

Associated companies and representatives throughout the world.

Copyright © 2021 MM Publications

All rights reserved. No part of this publication may be reproduced, stored in a retrieval system or transmitted in any form or by any means, electronic, mechanical, photocopying, recording or otherwise, without permission in writing from the publishers, in accordance with the contract concluded with the Ministry of Education and Higher Education of the State of Qatar.

We would like to thank Shutterstock and 123RF for permission to reproduce copyright photographs.

Produced in the EU

STICKERS



TOP STARS



is an exciting primary course that creates a fun and motivating environment for young learners.

For students:

- Student's Book
- Full-colour Workbook
- Student's CD-ROM
- Alphabet book

For teachers:

- Teacher's Book
- Class Audio Material (Online)
- Resources for Teachers (Online)
- Interactive Whiteboard Material
- Story time Big Books
- Flashcards
- Posters
- Alphabet posters
- Grammar Reference posters

CEFR		Pre-A1	A1 Low	A1 Mid	A1 High	A2 Low
Top Stars	1	2	3	4	5	6



ISBN: 978-618-05-5797-8

