



State of Kuwait
Ministry of Education

Modified

FUN WITH

English



Pupil's Book

Grade

1A

LONGMAN

Julia Allen - Margaret Iggulden



State of Kuwait
Ministry of Education

Modified

FUN WITH English

Pupil's Book



Grade

1A

LONGMAN

Julia Allen - Margaret Iggulden

© Ministry of Education - State of Kuwait. 2005

All rights reserved; no part of this publication may be reproduced, stored in a retrieval system, or transmitted in any form or by any means, electronic, mechanical, photocopying, recording, or otherwise, without the prior written permission of the Publishers.

Egyptian International Publishing Company - Longman,

10a Hussein Wassef Street,
Messaha Square,
Dokki,
Cairo,
Arab Republic of Egypt

The Longman imprint is the property of Pearson Education being used under license from Pearson Education.

Acknowledgements:

Additional material provided by Matthew Hancock

Fourth edition 2015 / 2016

Fifth edition 2016 / 2017

2018 / 2019

Deposit No. 32 / 2016

The publisher wishes to thank the Evaluation Committee of Kuwait Ministry of Education:

Professor Najat Al Mutawa, Kuwait University;
Professor M. Rifqy Eassa, Educational Holding Group;
Dr. Yusur Al-Madani, Kuwait University;
Dr. Badria A. Al-Haji, College of Basic Education (PAAET);
Mrs. Sakina A. Hussain, Senior Supervisor, MOE;
Mr. M. Naguib Ali, Supervisor, MOE;
Mr. Sayed Ghareeb Abdel Rahman, Supervisor, MOE;
Mr. Alhu Hamu Sharaha, Senior Teacher, MOE;
Mrs. Khawla Al Refae, Senior Teacher, MOE;
Ms. Aisha Al-Awadhi, Assistant Principal, MOE;

The publisher wishes to thank the Evaluation Committee of Kuwait Ministry of Education: (2014 / 2015)

Mrs. Nouria Al Sedra, ELT Senior Supervisor, MOE;
Mr. Mohamed Nagib Ali, ELT Supervisor, MOE;
Mr. Sayed Ghareeb AbdelRahman, ELT Supervisor, MOE;
Mr. Mahmoud Hammouda, ELT Supervisor, MOE;
Mrs. Khawla Al Refae, ELT Supervisor, MOE;
Mr. Mohamed Sallam, ELT Supervisor, MOE;
Mrs. Sherifah Al Sayegh, ELT Head of Department, MOE;
Mrs. Rehab Mohamed Nadim, ELT Head of Department, MOE;
Mrs. Rehab Ahmed Emam, ELT Head of Department, MOE;
Mrs. Hessa Al-Banwan, ELT Head of Department, MOE;
Mrs. Noura Al-Mokmash Al-Azmi, ELT Head of Department, MOE;
Mrs. Azza Mohammad Awad, ELT Head of Department, MOE;
Mrs. Nevine Abdul Majeed Omar, ELT Head of Department, MOE;

Special mention for their valued contribution (2016 / 2017)

Mrs. Amira Abdelaziz Haidar AL Qattan, ELT Supervisor, MOE ;
Mrs. Fatma Ameen Mohammed, ELT Supervisor, MOE;
Mrs. Sherifah AL Sayegh, ELT Supervisor, MOE;
Mrs. Mariam Emadaldeen Abdulrahman, ELT Head of Department, MOE;
Mrs. Rania Nouman AL Omani, Head of Department, MOE;
Mrs. Muneera Sabir Mohammed Al Yaqobi, Teacher, MOE;
Mrs. Lulwa Waleed AL Ameer, Teacher, MOE;
Mrs. Reham Abdullah Bastaki, Teacher, MOE;
Mrs. Farah Jassim Al Khawajah, Teacher, MOE;

Special mention for their valued contribution (2016 / 2017)

Mrs. Hadeel Hassan Al Kandari, Senior ELT Supervisor, MOE;
Mrs. Germeen Gendia, ELT Supervisor, MOE;
Mrs. Rehab Nadeem, ELT Supervisor, MOE;
Mrs. Sakeena Hussain Kankouni, HOD, MOE;
Mrs. Reem Ahmad Al Wazan, HOD, MOE;
Mrs. Mariam Ali Mendakar, HOD, MOE;

شركة مجموعة فورفيلمز للطباعة ذ.م.م.

أودع بمكتبة الوزارة تحت رقم (٣٢) بتاريخ ٣ / ٧ / ٢٠١٦ م



H.H. Sheikh Sabah Al-Ahmad Al-Jaber Al-Sabah

The Amir of the State of Kuwait



H.H. Sheikh Nawaf Al-Ahmad Al-Jaber Al-Sabah

The Crown Prince of the State of Kuwait



Content

Unit 1	Hello!	page 15
--------	--------	---------

Unit 2	My body	page 23
--------	---------	---------

Unit 3	My family	page 31
--------	-----------	---------

Unit 4	My house	page 39
--------	----------	---------

Unit 5	My food	page 47
--------	---------	---------

	Minimum words to be taught	page 55
--	----------------------------	---------

	Pictionary	page 56
--	------------	---------

	Songs	page 63
--	-------	---------

	E learning	page 74
--	------------	---------

Synopsis

Unit title	Specific Competences to be developed		Speech acts	Language structure		
1. Hello!	L	1.1	<ul style="list-style-type: none"> Greetings and responses. Counting. Introducing oneself. 	Phonics	a /æ/ s /s/	
		1.2.2				
	1.3	S		2.2	Vocabulary	<ul style="list-style-type: none"> School objects. Numbers.
	1.4					
R	3.2	W	4.2	Grammar	<ul style="list-style-type: none"> Possessive adjectives: my, his, her Present simple. 	
3.3	4.3					

















Unit title	Specific Competences to be developed		Speech acts	Language structure		
2. My Body	L	1.1	<ul style="list-style-type: none"> Asking for and giving information Asking people to do things Identifying parts of the body Counting 	Phonics	h /h/ l /l/ t /t/	
		1.2.2				
	1.4	S		2.1	Vocabulary	<ul style="list-style-type: none"> Body parts. Numbers.
	R					
W	4.2	Grammar	<ul style="list-style-type: none"> Plurals: leg/legs Possessive adjectives: your. 			















Unit title	Specific Competences to be developed		Speech acts	Language structure		
3. My Family	L	1.2.2	<ul style="list-style-type: none"> Asking for and giving information Introducing others Describing routines Counting 	Phonics	n /n/ m /m/	
		1.3				
		1.4		S	2.1	Vocabulary
	2.2					
R	2.3	3.4	W	4.2	Grammar	<ul style="list-style-type: none"> Possessive adjectives: my, his, her Present simple.

Unit title	Specific Competences to be developed		Speech acts	Language structure	
4. My house	L	1.4	<ul style="list-style-type: none"> • Responding politely to requests • Expressing gratitude • Expressing approval • Asking and answering questions (about location) • Describing colour / actions 	Phonics	d /d/ r /r/ b /b/
	S	2.1 2.3		Vocabulary	<ul style="list-style-type: none"> • Furniture. • Rooms • Food. • Colours..
	R	3.2 3.3		Grammar	<ul style="list-style-type: none"> • Indefinite article a/an • Plurals: Chairs, desks, tables • Present simple.
	W	4.3			

Unit title	Specific Competences to be developed		Speech acts	Language structure	
5. My food	L	1.1	<ul style="list-style-type: none"> • Using polite requests • Expressing gratitude • Expressing likes and dislikes • Counting 	Phonics	e /E/ o /O / f /f/
	S	2.1 2.2 2.3		Vocabulary	• Food items.
	R	3.2 3.4		Grammar	<ul style="list-style-type: none"> • Model verb can for polite request. • Present simple.
	W	4.2 4.3			

Icon Guide

No.	Icon	Description	No.	Icon	Description
1		Look	9		Join and colour
2		Listen	10		Critical thinking
3		Say	11		Self assessment
4		Answer	12		Moral value
5		Ask and answer	13		Project
6		Look and say	14		Odd one out
7		Trace	15		Match
8		Trace and copy	16		Count

No.	Icon	Description	No.	Icon	Description
17		Colour	24		Cut and paste
18		Draw	25		Point
19		Write	26		Action
20		Play	27		Tick
21		Circle	28		Read
22		Number	29		Connector
23		Talk	30		Extension

Let's meet our characters



Salem



Dana



Funni



Haya



Ali



Unit

1

Hello!



We will learn:

- Greeting and responses
- Counting
- Introducing oneself

Unit
1

Hello!



1. Look and Listen

1




2. Look at the pictures, listen and say

2



Hello, I'm Haya




I'm Muslim



goodbye!

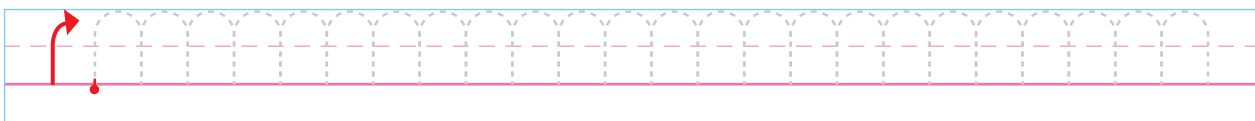
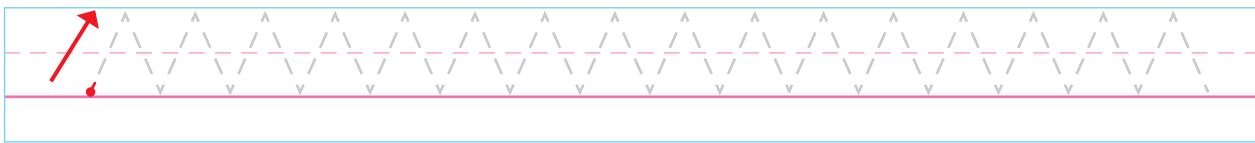
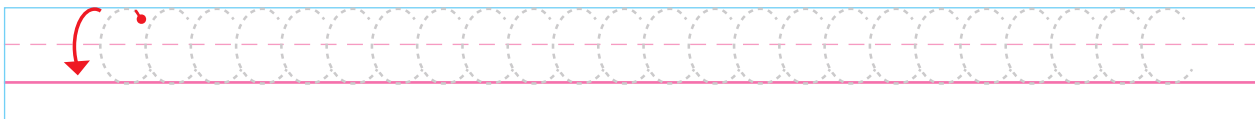
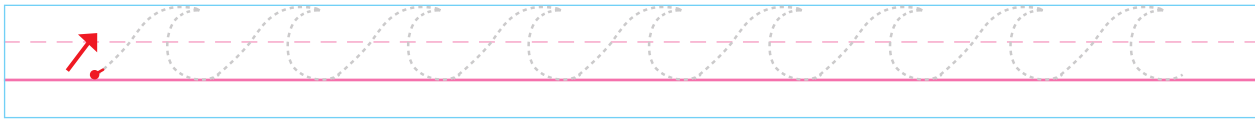
3



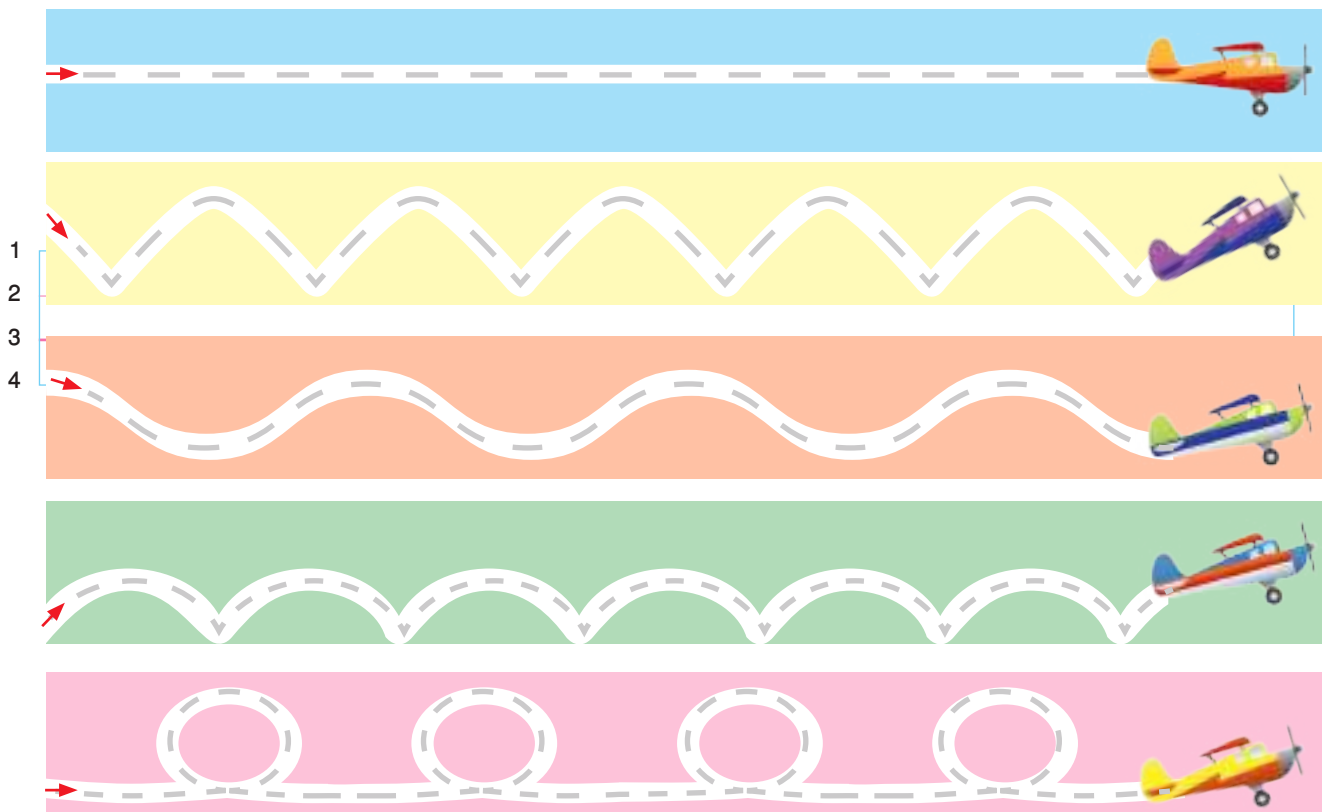
Talk about yourself



3. Trace





4. Trace





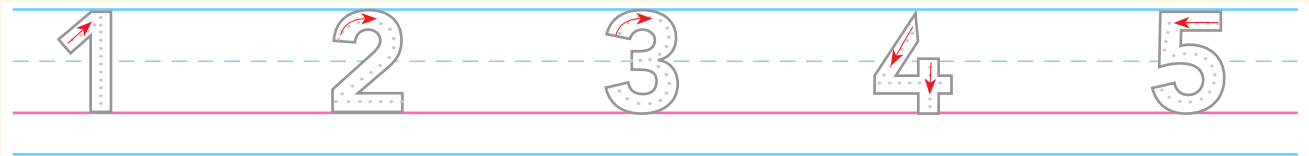
5. Look, count and say



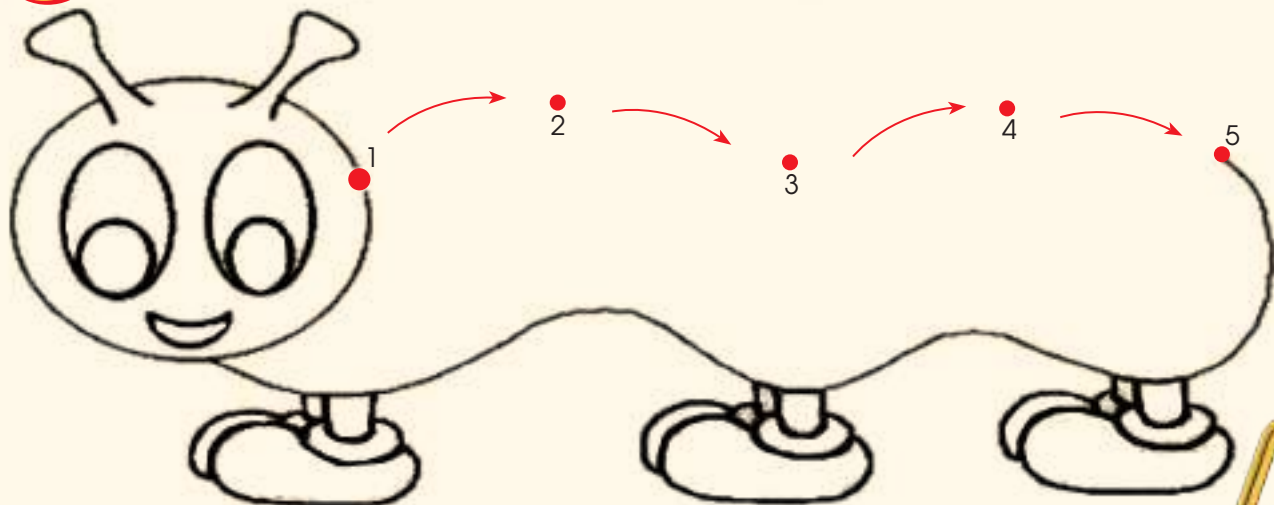
Let's count the windows in our classroom




6. Trace

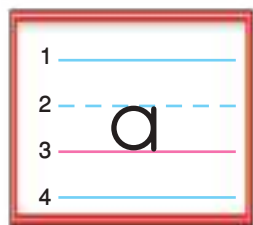
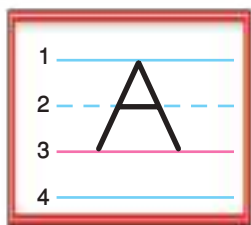


7. Join and colour:





8. Look and Say



ant

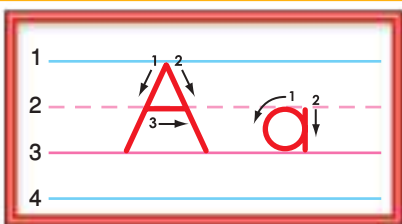


9. Look say and use

A for alligator

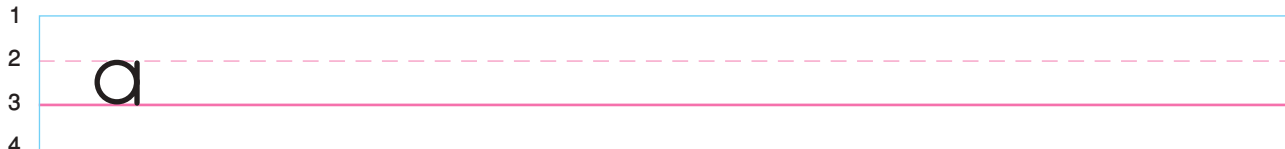


10. Trace and Copy



apple

Letter A a Practice:



I feel






11. Look and listen



1



12. Look at the pictures, listen and say




2




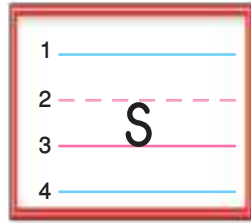
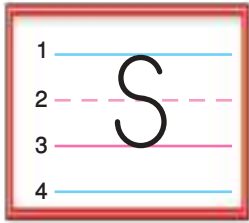
13. Take me to my school





14. Look and say

school



15. Look and say

S

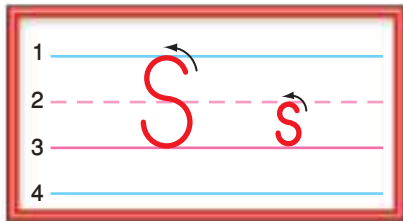
for star



Can you say more words?



16. Trace and Copy



Letter S s Practice:

socks




Project 1

I feel





Unit 2 My Body



We will learn:

- Asking for and giving information
- Asking people to do things
- Identifying parts of the body
- Counting

Unit
2


My Body



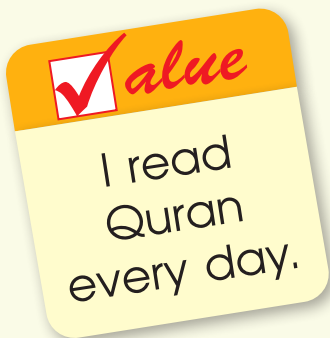
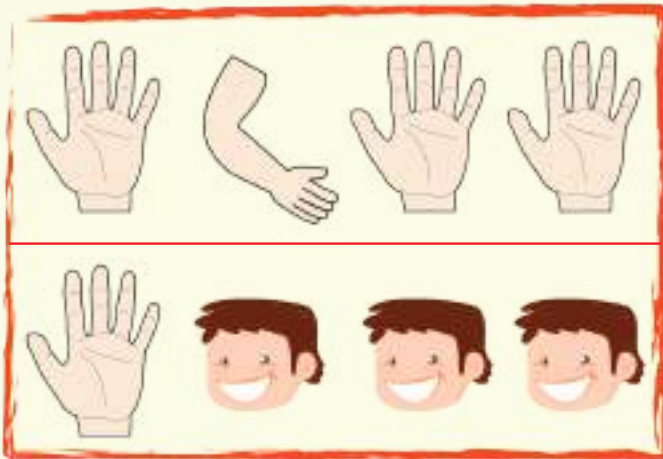
1. Look and listen




2. Look at the pictures, listen and say



3. Odd one out

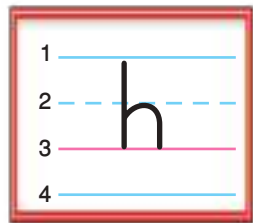
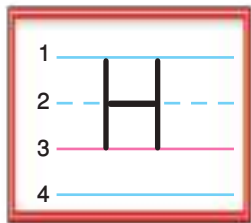


How many hands have you got?





4. Look and say



head




5. Look say and use

H

for

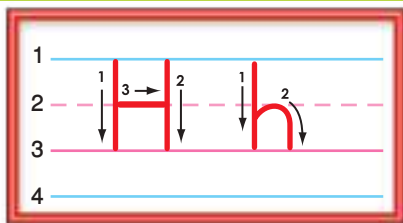
horse



6. Trace and Copy

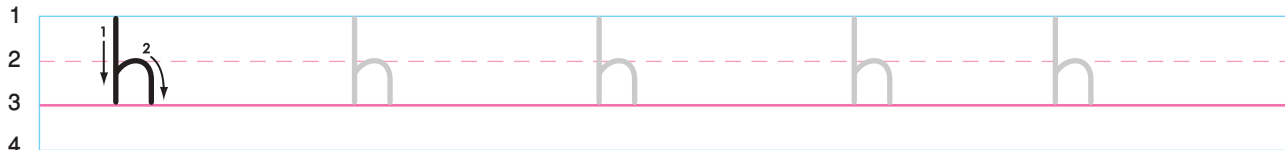
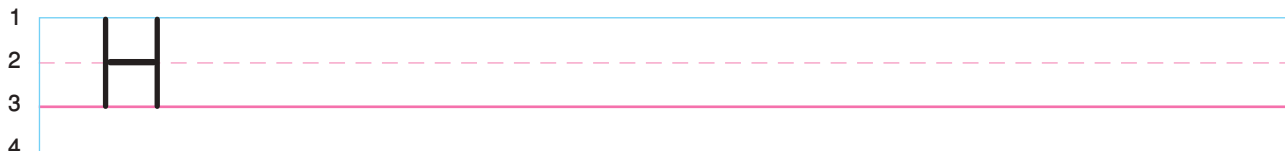


Can you say more words?



hand

Letter H h Practice:



I feel





7. Look at the pictures, then ask and answer





8. Draw the missing parts then match



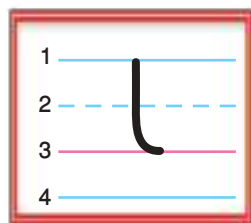
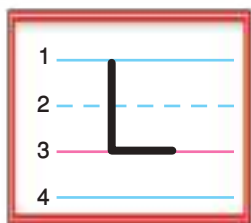
- arms
- toe
- leg
- hand
- foot
- head

I feel 😊 😊 😐





9. Look and say




lake



10. Look, say and use:

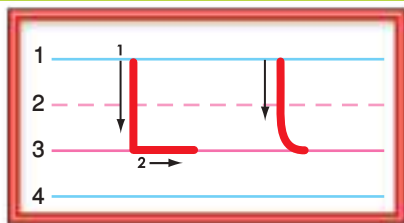
L for **lion**



Can you say more words?

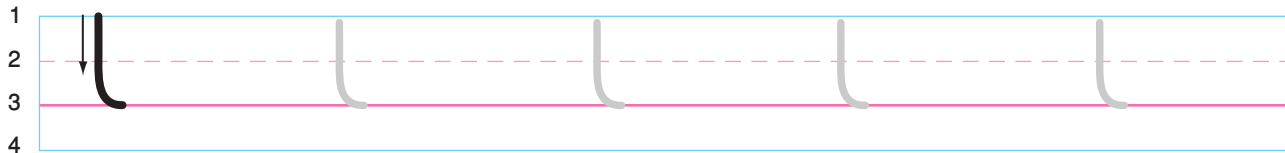



11. Trace and Copy



leg

Letter **L l** Practice:



Project 2

I feel





12. Listen and do



Point at your...





13. Look at the pictures, listen and say



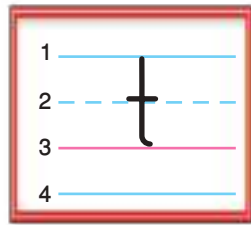
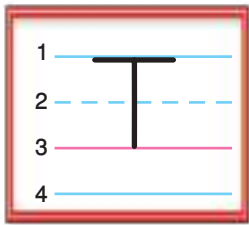
14. Say it and draw it

1				
2				
3				
4				






15. Look and say


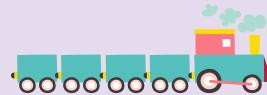


train



16. Look, say and use:

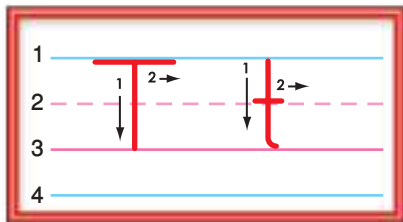
T for **tiger**



Can you say more words?

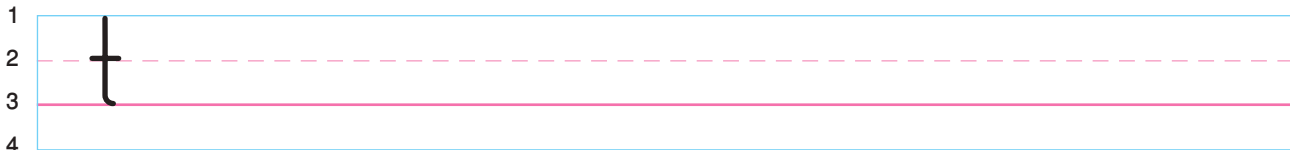
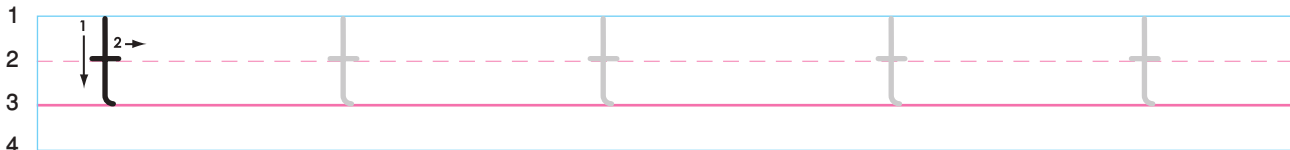


17. Trace and Copy



Letter **Tt** Practice:

two



I feel   



Unit

3

My Family



We will learn:

- Asking for and giving information
- Introducing others
- Describing routines
- Counting

Unit
3

My Family



1. Look and listen

1



2. Look at the pictures, listen and say



2



How many sisters have you got?



3. Match



4. Count and write



5. Draw your family

I feel





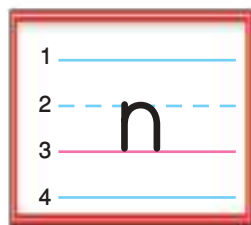
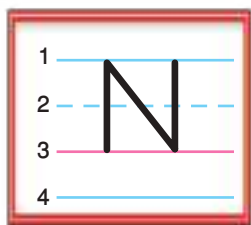
6. Look and listen



7. Spot the differences:



8. Look and say




nine



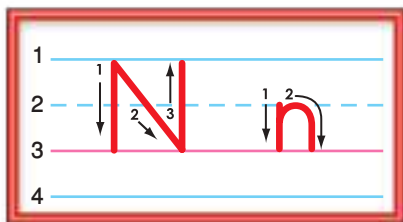
9. Look, say and use:

N for nose



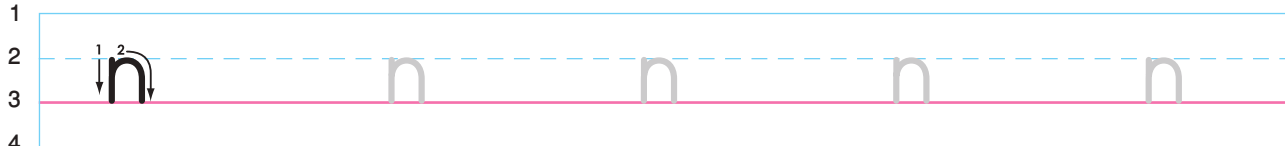
Can you say more words?

10. Trace and Copy



nest


Letter N n Practice:



Project 3

I feel






11. Look and say


ball




12. Count and match



8



7





6

Value
Love your family.

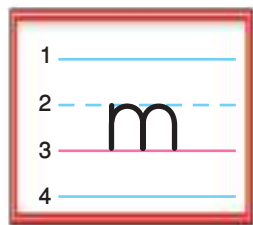
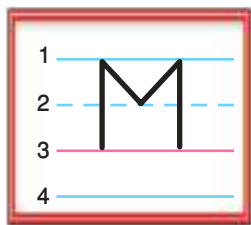


13. Complete the missing numbers:






14. Look and say



mosque



15. Look, say and use:

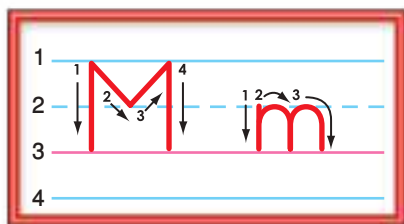
M for man



Can you say more words?

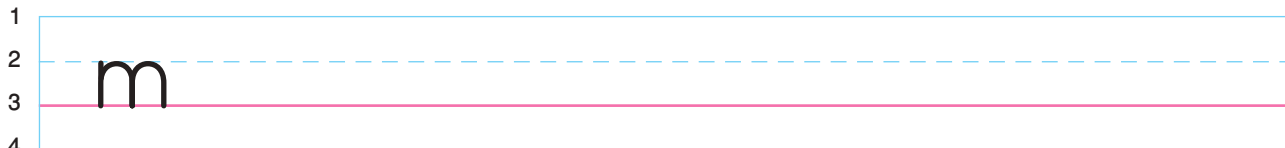
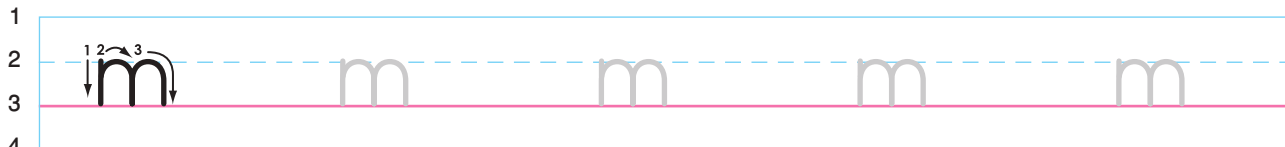
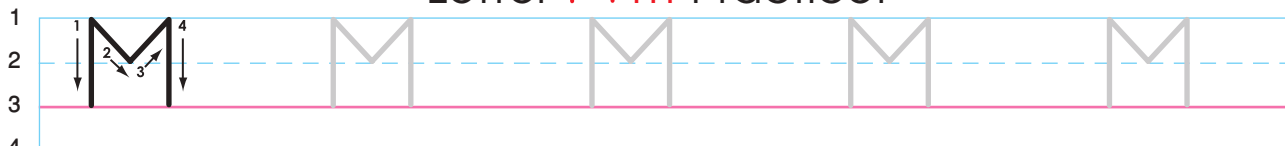


16. Trace and Copy



Letter M m Practice:


mouth



I feel   



Unit 4 My house



We will learn:

- Responding politely to requests
- Expressing gratitude
- Expressing approval
- Asking and answering questions
(about location)
- Describing colours / actions

Unit
4

My house



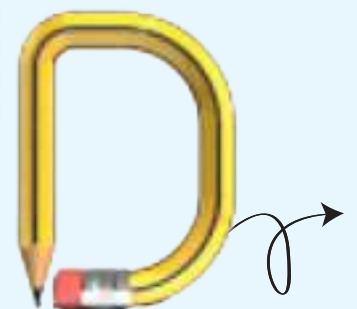
1. Look and listen



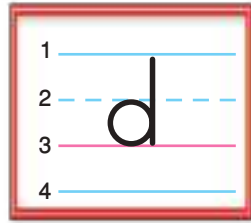
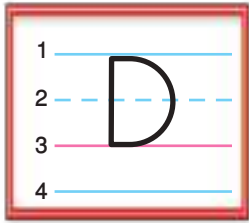
2. Look at the pictures, listen and say



Tell your friends about your houses



3 Look and say



desk



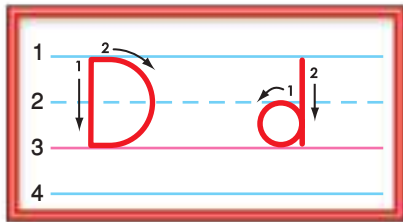
4. Look, say and use:

D for doll



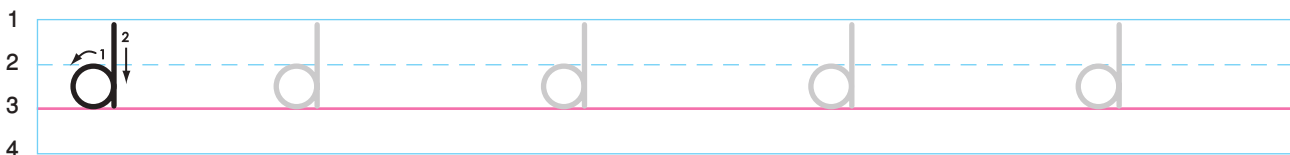
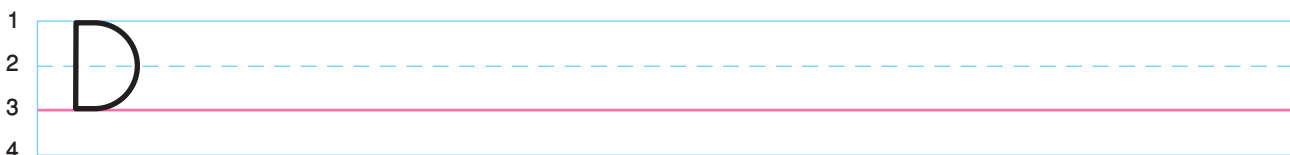
Can you say more words?

5. Trace and Copy



door

Letter D d Practice:



I feel 😊 😊 😐



6. Look at the pictures, then ask and answer



What are you doing?



1

Where's Haya?



2

eat



I am reading Quran.


What's she doing?

She's in the kitchen.



3

cook



4

garden

drink



5

She's eating.

kitchen



7. Draw

5



In the fridge



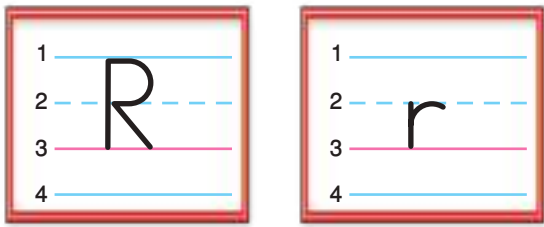
fridge



What are you doing now?



8. Look and say



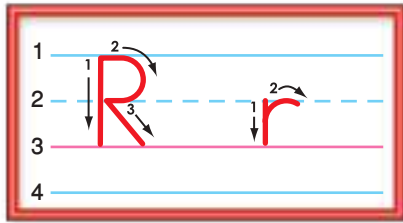
9. Look, say and use:

R for robot



Can you say more words?

10. Trace and Copy



rabbit


Letter R r Practice:

Tracing practice lines for uppercase R and lowercase r. Each row consists of a four-line grid. The first row shows a large R with stroke order arrows and numbers, followed by four faint R's for tracing. The second row shows a large R for tracing. The third row shows a large r with stroke order arrows and numbers, followed by four faint r's for tracing. The fourth row shows a large r for tracing.

I feel 😊 😊 😐



11. Look and listen




12. Look at the pictures, and say the colours




13. Colour, then ask and answer

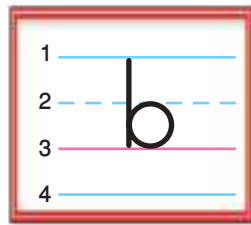
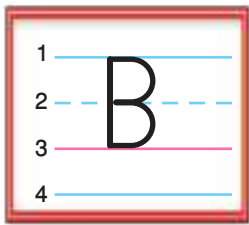


What colour is your table?







14. Look and say



banana



15. Look, say and use:

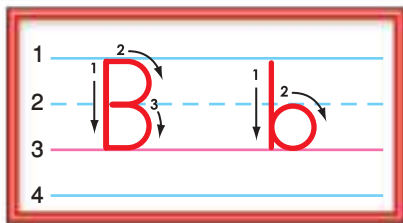
B for **book**



Can you say more words?

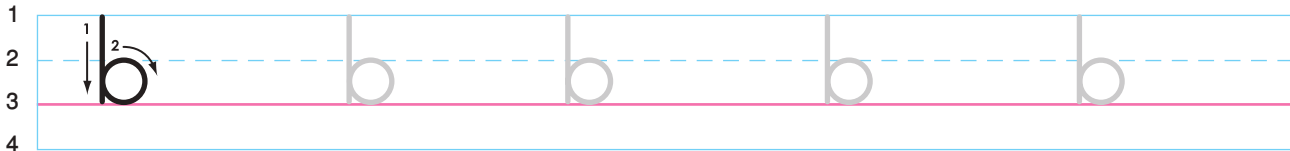

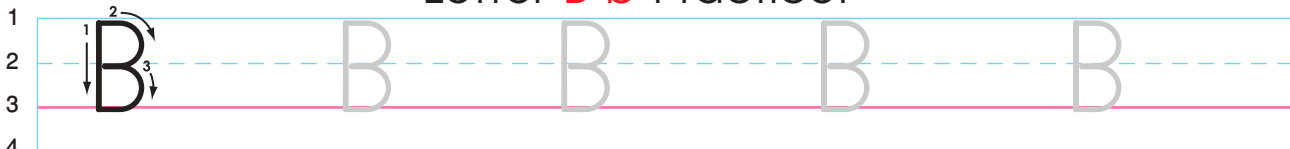


16. Trace and Copy



bed

Letter B b Practice:




I feel   



Unit

5

My food



We will learn:


- Using polite requests
- Expressing gratitude
- Expressing likes and dislikes
- Counting

Unit
5

My food



1. Look, listen then ask and answer



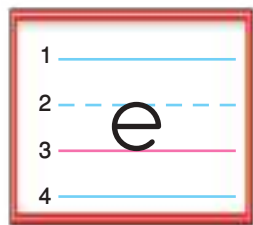
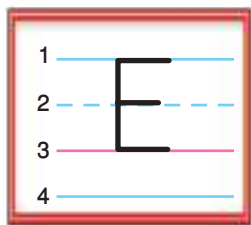
What do you like to eat?




2. Find the right shadow:



3. Look and say



egg




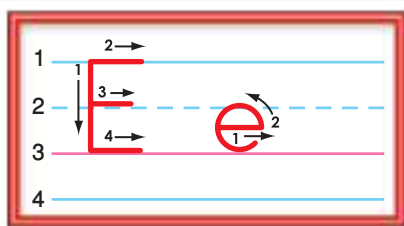
4. Look, say and use:

E for elbow



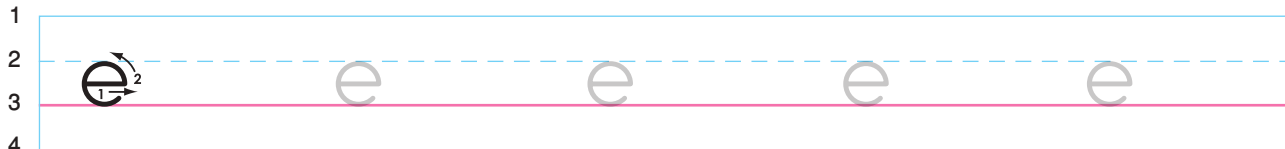
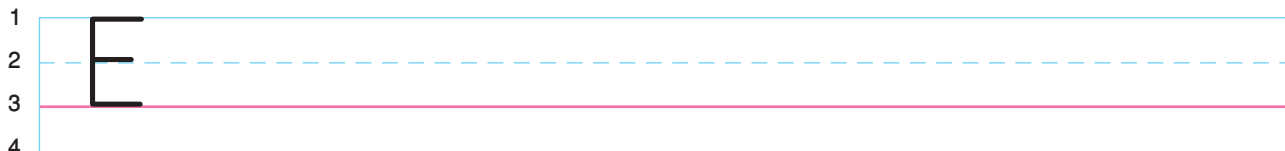
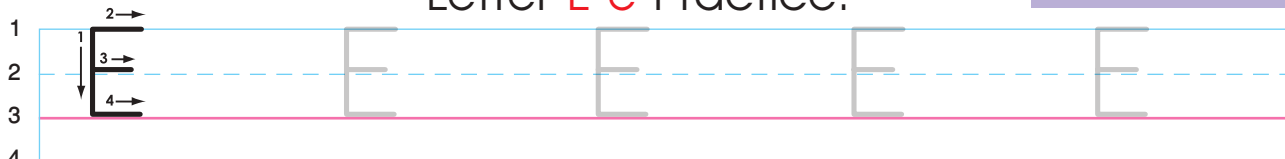
Can you say more words?

5. Trace and Copy



elephant

Letter E e Practice:



I feel 😊 😊 😐



1
2
3

6. Listen and number



7. Ask and answer



Can I have six dates?

Yes, here you are.



8. Count and circle

3 2 1



5 2 6



10 8 9

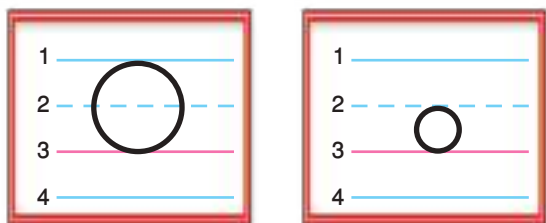


Project 4

I feel 😄 😊 😐



9. Look and Say

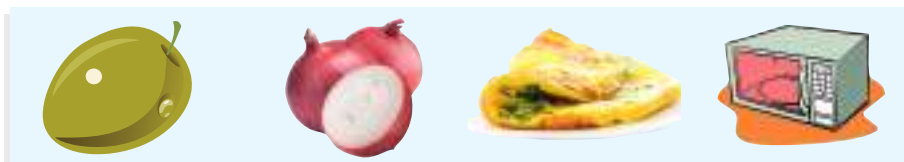


o**ctopus**



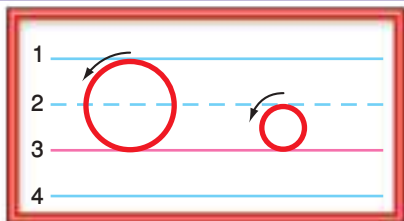
10. Look, say and use:

O for **olive**



Can you say more words?

11. Trace and copy




orange

Letter **O o** Practice:

Handwriting practice area with four rows of four-line grids. The first row contains a large 'O' with a stroke arrow, followed by four grey 'O's for tracing. The second row contains a large 'O' for tracing. The third row contains a small 'o' with a stroke arrow, followed by four grey 'o's for tracing. The fourth row contains a small 'o' for tracing.

I feel   



12. Look and say

1

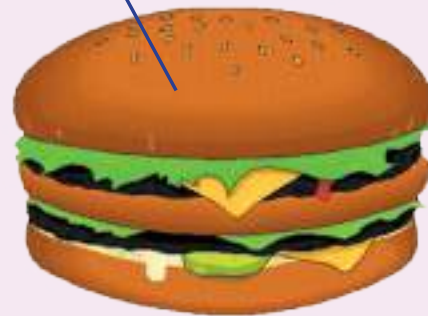


chocolate




2

burger



4

banana



3



13. Ask and answer

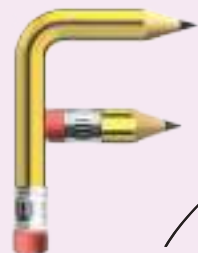



Do you like ice-cream?

Yes, I do.

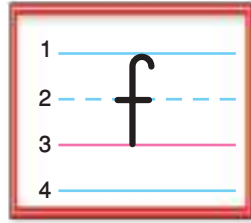
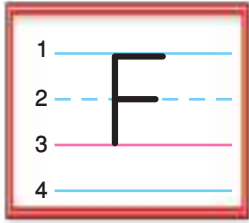


No, I don't






14. Look and say



frog

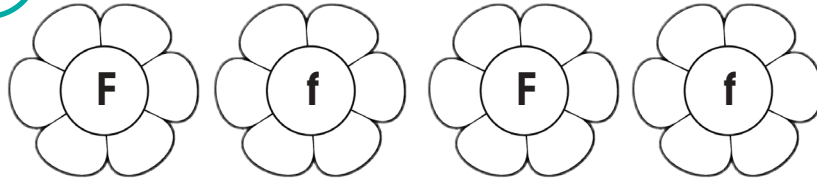


15. Look, say and use:

F for flower




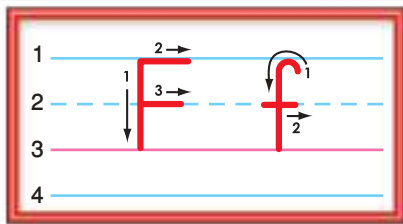
16. Colour F green and f blue.



Can you say more words?




17. Trace and Copy



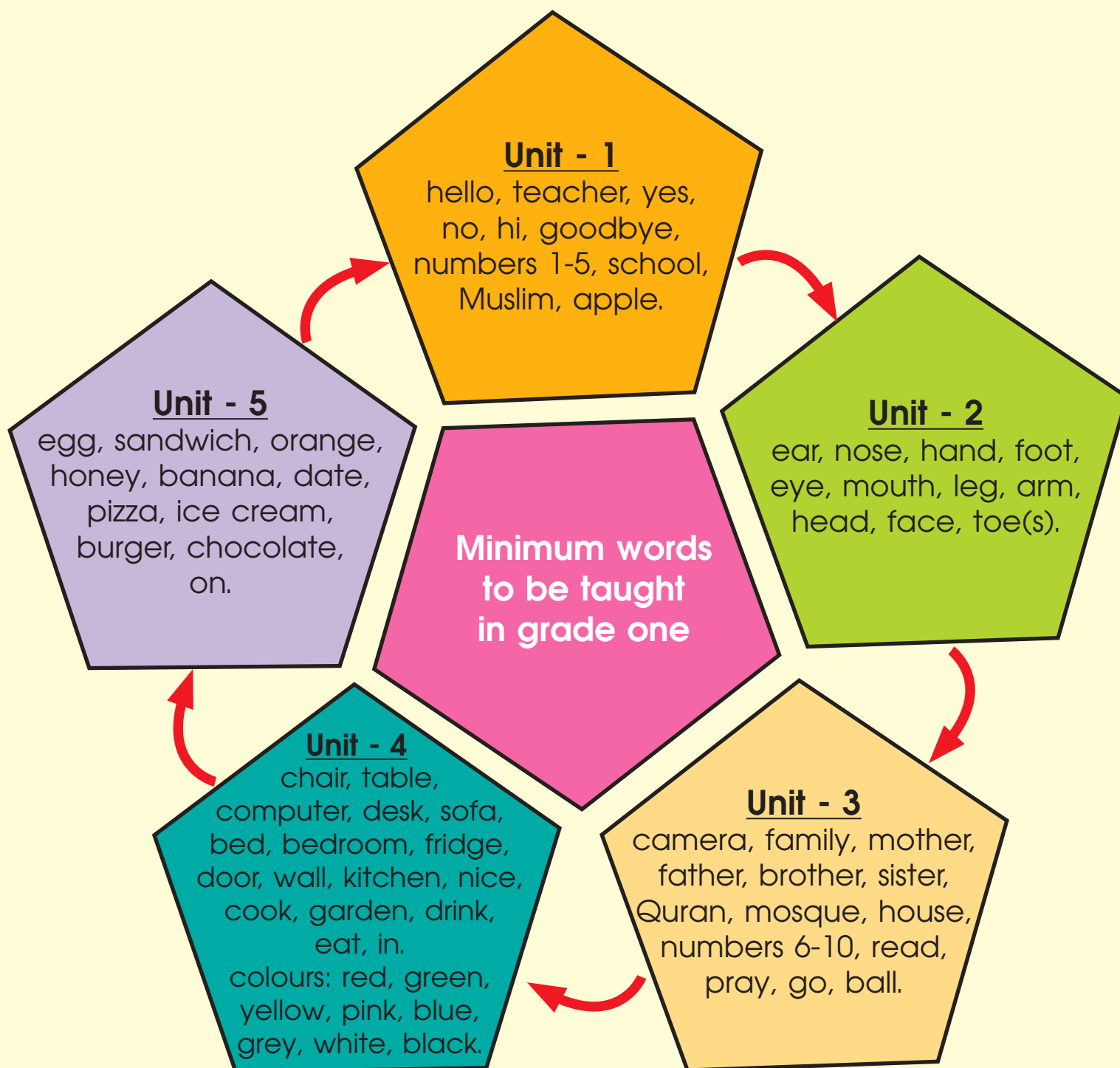
fish

Letter F f Practice:



I feel





Pictionary

Unit 1



teacher



goodbye



apple



Muslim



school

1

one

2

two

3

three

4


four

5

five

Pictionary

Unit 2



ear



nose



hand



foot



eye



mouth



leg



arm



head



face



toes

Pictionary

Unit 3



camera



family



mother



father



brother



sister



read



Quran



mosque



pray

Pictionary

Unit 3



house



ball

6

six

7

seven

8

eight

9


nine

10

ten

Pictionary

Unit 4



sofa



computer



chair



table



door



drink



kitchen



fridge




in



bed



bedroom



wall

Pictionary

Unit 4




cook



eat



grey



white



yellow



pink



black



red



green



blue

Pictionary

Unit 5



banana




burger



chocolate



date



egg



orange



pizza



honey



ice cream



on



sandwich

Song 1: Hello! Goodbye!



Hello! Hello! I'm Haya,
Hello! Hello! Hello!
Hello! Hello! I'm Haya,
Hello! Hello! Hello!
Hello! Hello! I'm Haya,
Hi! Hi! Goodbye

Hello! Hello! I'm Ali,
Hello! Hello! Hello!
Hello! Hello! I'm Ali,
Hello! Hello! Hello!
Hello! Hello! I'm Ali,
Hi! Hi! Goodbye



Hello! Hello! I'm Funni,
Hello! Hello! Hello!
Hello! Hello! I'm Funni,
Hello! Hello! Hello!
Hello! Hello! I'm Funni,
Hi! Hi! Goodbye

Song 2: What's that? It's a mouth

What's that?
It's a mouth.
What's that?
It's an eye.
What's that?
It's a head.
What's that?
It's a nose.
What's that?
It's an eye.
What's that?
It's a hand.
Who's that?
It's Ali.



What's that?
It's a nose.
What's that?
It's an ear.
What's that?
It's a head.
Who's that?
It's Haya.



Song 3: The brothers and sisters song

How many brothers have you got?

I've got one!

I've got one!

I've got one brother, how about you?

How many brothers have you got?

How many brothers have you got?

I've got two!

I've got two!

I've got two brothers, how about you?

How many brothers have you got?

How many sisters have you got?

I've got one!

I've got one!

I've got one sister, how about you?

How many sisters have you got?


How many sisters have you got?

I've got two!

I've got two!

I've got two sisters, how about you?

How many sisters have you got?



Song 4: A is for apple



a is for apple, a, h is for hand, h
t is for touch, t n is for nine, n
s is for school, s, m is for mother, m
l is for leg, l touch your leg

b is for bed, b, d is for door, d
e is for egg, e, i like eggs,
o is for orange. o, f is for five, f
r is for red, r, I like red.

w is for walk, w, c is for camera, c
j is for jump, j, I can jump,
p is for pencil, p, g, is for goat, g
k is for kick, k, I can kick

box ends with x, x, i is for in, i
u is for under, u, v is for van, v,
q is for queen, q, z is for zoo, z
y is for yellow, y, and you, you!

Song 5: Please and thank you

Please and thank you
We must say,
To our family
Every day.

Please and thank you
We must say,
To our teachers
Every day.

Please and thank you
We must say,
To Allah above us
Every day.





Song 6: I can count to ten!

I can count to ten
 I can count to ten
 I can, I can, I can, I can,
 I can count to ten.
 1, 2, 3, 4, 5, 6, 7, 8, 9, 10



She can count to ten
 She can count to ten
 She can, She can, She can, She can,
 She can count to ten.
 1, 2, 3, 4, 5, 6, 7, 8, 9, 10

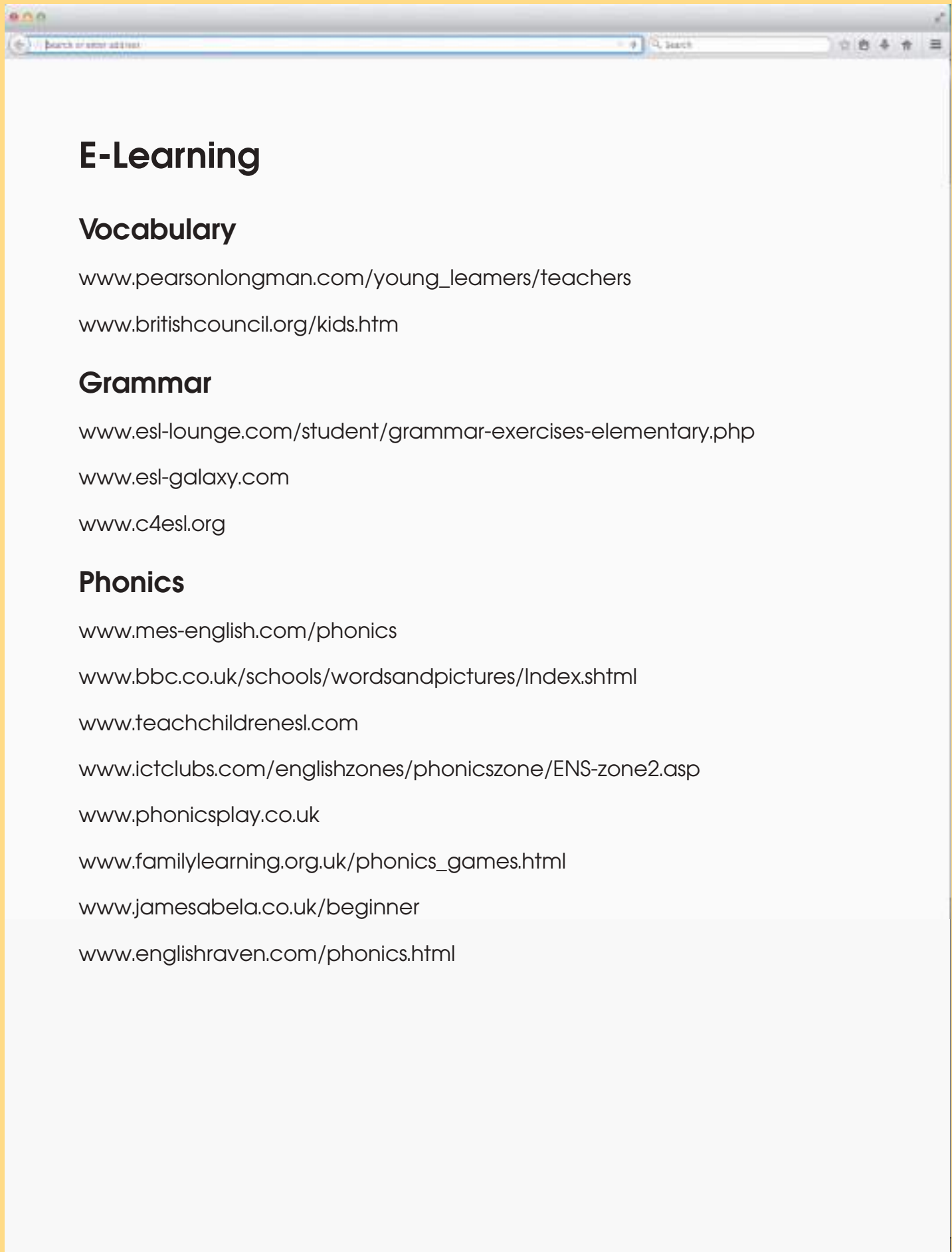


1, 2, 3, 4, 5, 6, 7, 8, 9, er
 I can't count to ten
 I can't count to ten
 I can't, I can't, I can't, I can't,
 I can't count to ten.



1, 2, 3, 4, 5, 6, 7, 8, 9, er
 He can't count to ten
 He can't count to ten
 He can't, He can't, He can't, He can't,
 He can't count to ten.





E-Learning

Vocabulary

www.pearsonlongman.com/young_learners/teachers

www.britishcouncil.org/kids.htm

Grammar

www.esl-lounge.com/student/grammar-exercises-elementary.php

www.esl-galaxy.com

www.c4esl.org

Phonics

www.mes-english.com/phonics

www.bbc.co.uk/schools/wordsandpictures/Index.shtml

www.teachchildrenesl.com

www.ictclubs.com/englishzones/phonicszone/ENS-zone2.asp

www.phonicsplay.co.uk

www.familylearning.org.uk/phonics_games.html

www.jamesabela.co.uk/beginner

www.englishraven.com/phonics.html

