

State of Kuwait

Hawalli Educational Area

Hisham Bin Omayah School

نسخة محلولة



Grade 1 worksheets

(First Term)

مذكرة الصف الأول (الفصل الدراسي الأول)

2020-2021

Done by

Sally Helmy Saleh

Principal

Muneera Al Hamdan

H.O.D

Sarah Al Mahmeed

Grade one First Term Voc

| Unit 1 | | Unit 2 | | Unit 3 | |
|----------|------------|--------|-------------|-----------|----------|
| hello | مرحبا | hand | يد | camera | كاميرا |
| hi | مرحبا | head | رأس | family | عائلة |
| school | مدرسة | arm | ذراع | mother | أم |
| Muslim | مُسلم | leg | رجل | father | أب |
| teacher | مُعلم | foot | قدم | brother | أخ |
| yes | نعم | face | وجه | Quran | قرآن |
| no | لا | ear | أذن | pray | يصلي |
| apple | تفاحة | nose | أنف | house | منزل |
| goodbye | مع السلامة | mouth | فم | read | يقرأ |
| | | eye | عين | mosque | مسجد |
| | | toe | أصبع القدم | go | يذهب |
| | | toes | أصابع القدم | ball | كرة |
| Unit 4 | | Unit 4 | | Unit 5 | |
| chair | كرسي | blue | ازرق | egg | بيض |
| table | طاولة | grey | رمادي | sandwich | سندوتش |
| computer | كمبيوتر | yellow | اصفر | orange | برتقالة |
| desk | مكتب | black | أسود | pizza | بيتزا |
| sofa | كنفة | red | احمر | ice cream | ايس كريم |
| cook | يطبخ | white | ابيض | honey | عسل |
| eat | يأكل | nice | جميل | date | تمر |
| drink | يشرب | | | burger | برجر |
| garden | حديقة | | | chocolate | شيكولاته |
| fridge | ثلاجة | | | banana | موزه |
| kitchen | مطبخ | | | on | فوق |
| bed | سرير | | | | |
| bedroom | غرفة النوم | | | | |
| wall | حائط | | | | |
| green | اخضر | | | | |
| pink | وردي | | | | |

Unit 1

| word | meaning |
|---------|------------|
| teacher | مُعلم |
| goodbye | مع السلامة |
| apple | تفاحة |
| Muslim | مُسلم |
| school | مدرسة |
| one | واحد |
| two | إثنان |
| three | ثلاثة |
| four | أربعة |
| five | خمسة |
| yes | نعم |
| no | لا |

قواعد الوحدة الأولى

The Present Simple (المضارع البسيط)

● يعبر عن عادة أو حقيقة


| | | |
|----------|-------------------------------|----------------------------|
| يتكون من | I (أنا) | He (هو) |
| | We (نحن) | She (هي) |
| | They + (V1) فعل بدون شيء (هم) | It + (V1) فعل (غير العاقل) |
| | You (أنت- انتم) | |
| | I swim | He swims. |

Possessive Adjectives (ضمائر الملكية)

| الضمير | معناه | مثال |
|--------|-------|--------------------------------|
| my | ملكي | My name is Salem. إسمي |
| his | ملكه | His name is Ali. إسمه |
| her | ملكها | Her name is Haya. إسمها |

Numbers from 1:5 (الأرقام من 1 إلى 5)

One

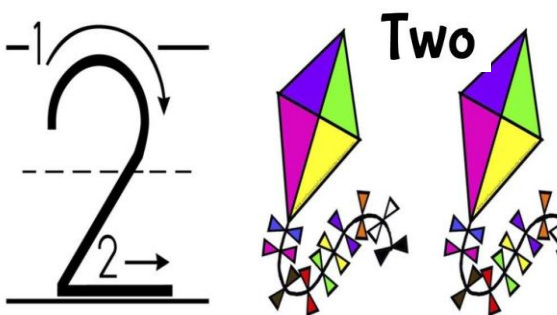


1 1 1 1 1

1 1 1 1 1

1 1 1 1 1

Two




2 2 2 2 2

2 2 2 2 2

2 2 2 2 2

Three

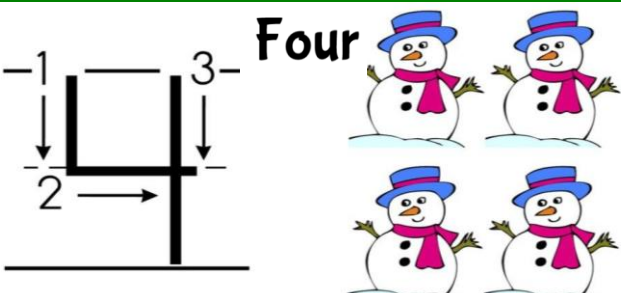


3 3 3 3 3

3 3 3 3 3

3 3 3 3 3

Four

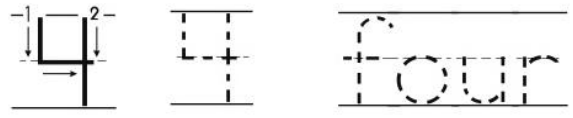
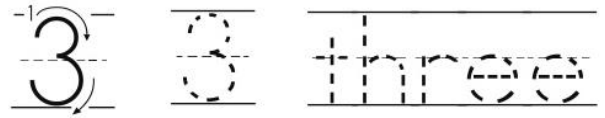
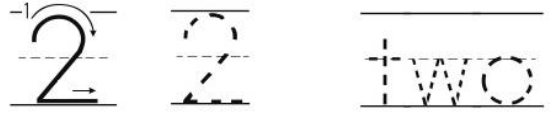

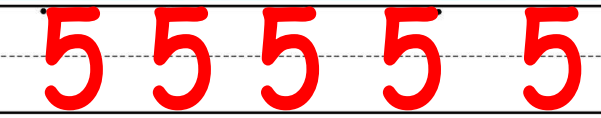
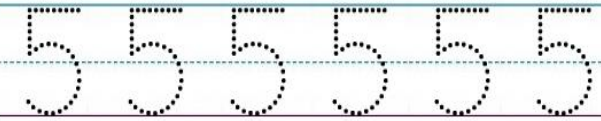


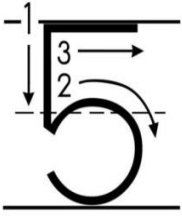


4 4 4 4 4

4 4 4 4 4


4 4 4 4 4

Five



Count & Match

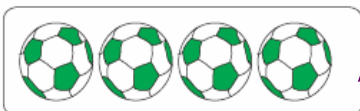
قم بلعد وصل الكلمة مع الصورة



2



5



1



4



3

Count and write the number of apples in each set. اكتب العدد



5



3



2





4



1

Letter Aa

☺ Words begin with (Aa): - اكتب حرف **a** الناقص



☺ Trace and copy the letter (Aa): انسخ

alligator

Tracing practice for uppercase A and lowercase a on lined paper. The first row shows dashed letters for tracing. The second row shows solid letters for copying. The third row shows dashed letters for tracing. The fourth row shows solid letters for copying.

apple

Tracing practice for uppercase A and lowercase a on lined paper. The first row shows dashed letters for tracing. The second row shows solid letters for copying. The third row shows dashed letters for tracing. The fourth row shows solid letters for copying.

انسخ ولون

سهم Arrow

تفاحة Apple

طائرة Airplane

مرساة Anchor

Write the missing letter. اكتب الحرف الناقص

airplane

ant

apple

alligator

Letter Aa

Name: _____ اكتب (Aa)

Write it

A A A

a a a

لون Color It

Trace it

A a

ضع دائرة حول Aa Circle it

Match it وصل

ant

apple

ax

a E I a

a g A K

p A c U

A z S a

Name: _____

The Star of the Show!

Trace انسخ

حوظ Find

لون Color

apple

اكتب Write

a a a a a

A A A A

Letter Aa Activity Sheet

ضع دائرة حول Aa

Trace the letter

Find the letter

V A a

a g A

a A Z

لون الصور التي تبدأ بحرف (a)

ant

ax

astronaut

alligator

apple

alphabet

Make a pattern لون (Aa)

A a A a A a

لون الصور التي تبدأ بحرف (a)

Color the Pictures

Color the pictures that begin with the A sound.

ax

star

airplane

anchor

Aa

apple


acorn

chicken

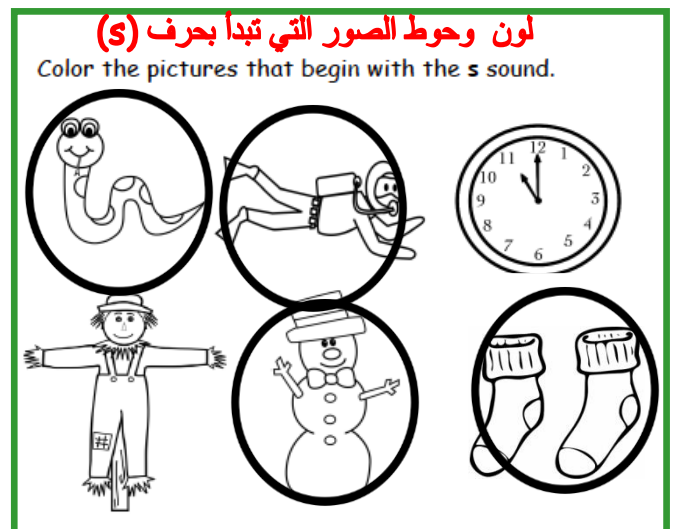
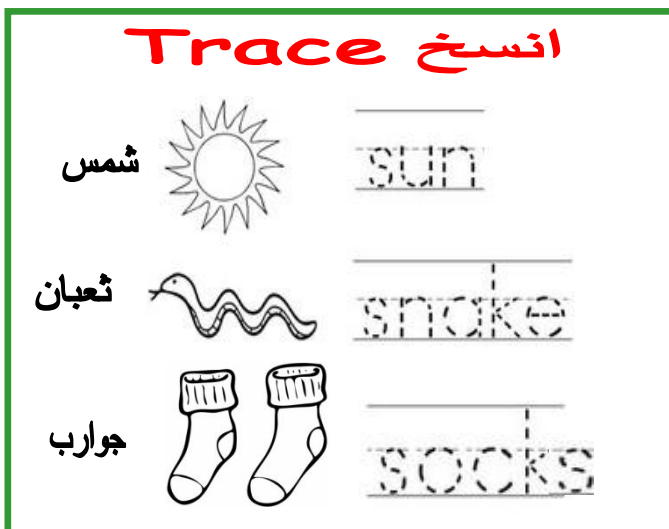


pencil

Letter Ss

😊 Words begin with (Ss): - اكتب حرف s الناقص



😊 Trace and copy the letter (Ss): انسخ



Letter Ss


اكتب (s)




S S S S

s s s s

2. Color the pictures that begins with S. لون كلمات التي تبدأ بحرف (s)




3. Draw a picture that begins with S. ارسم صورة الحرف (s)



Apples and ABC's


4. Write the beginning letter. اكتب الحرف الناقص



s nake



s tar

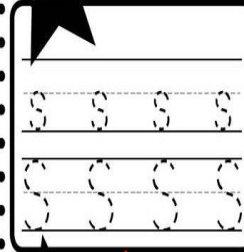


s un

Name: _____

Trace

انسخ



The Star of the Show!



Ss

Find

حوظ

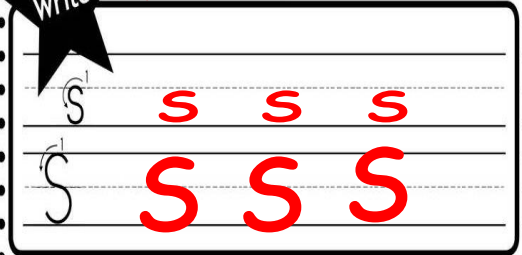
Color

لون



Write

اكتب



Match وصل

sun


snake

swim

star



اكتب الحرف الناقص



.s.nake



.s.tar



.s.wim




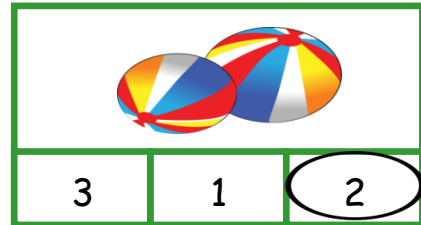
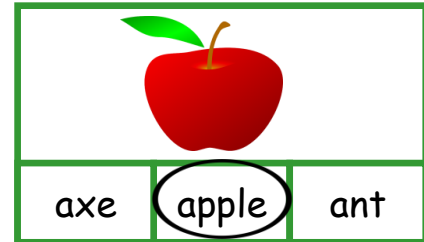

.s.school

Name: - Class: - 1/.....
نموذج ورقة تقويمية (Unit 1)

Vocabulary (6 Marks) مفردات

✦ **Circle the correct words:- (4x1½= 6Marks) حوط الكلمة الصحيحة**

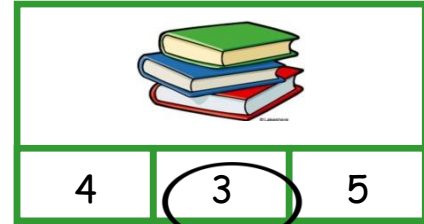
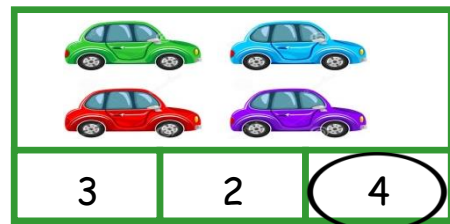


6



Vocabulary (6 Marks) مفردات

✦ **Circle the correct words:- (4x1½= 6Marks) حوط الكلمة الصحيحة**


6



Spelling (4 Marks) إملاء

✦ **Write the initial missing letters in words:- (4x1=4 M) اكتب الحرف الناقص**

4



State of Kuwait

Ministry of Education

Hawalli Educational Area

Hisham Bin Omayah School

Name: -

Summative Assessment

Grade One

Time Allowed: 45 Minutes

2020-2021

Class: - 1 /

6

نموذج اختبار قراءة علي (Unit 1)

I. Reading (6 Marks)

A) Match upper and lower case letters: (2x1=2Marks) وصل

1- A

2- S

s

a

c

2

B) Circle the correct word: (2x1=2Marks) ضع دائرة حول الكلمة المختلفة

star school sun

apple axe ant

2

C) Match letters/ numbers to pictures: (2x1=2Marks) وصل

1- A

2- S

2

Principal
Muneera Al Hemdan

H.O.D
Sarah Al Mahmeed

done by
Sally Saleh

State of Kuwait
Ministry of Education
Hawalli Educational Area
Hisham Bin Omayah School

4

Summative Assessment
Grade One
Time Allowed: 45 Minutes
2020- 2021

Name: - Class: - 1/.....

نموذج اختبار كتابة (Unit 1)

II. Writing (4 Marks)

A) Copy letters / numbers/ words: -(4x½=2 Marks)

انسخ

2

| | | | |
|--|--|--|--|
| | | | |
|--|--|--|--|


B) Write the intial missing letters in words: -(2x1=2Marks)

اكتب الناقص


2



.apple



snake



Principal
Muneera Al Hemdan

H.O.D
Sarah Al Mahmeed

done by
Sally Saleh

Unit 2

| word | meaning |
|-------|-------------|
| ear | أذن |
| nose | أنف |
| hand | يد |
| foot | قدم |
| eye | عين |
| mouth | فم |
| leg | رجل |
| arm | ذراع |
| head | رأس |
| face | وجه |
| toe | اصبع القدم |
| toes | أصابع القدم |

قواعد الوحدة الثانية

Possessive Adjectives (ضمائر الملكية)

| الضمير | معناه | مثال |
|--------|-------|-----------------------------|
| my | ملكي | This my arm. ذراعي |
| his | ملكه | This his arm. ذراعه |
| her | ملكها | This her arm. ذراعها |
| your | ملكك | This your arm. ذراعك |

Plurals (الجمع)


● عند جمع كلمة مفردة نضيف للكلمة حرف (s)

| معنى الكلمة | الكلمة | جمعها |
|-------------|--------|-------|
| أذن | ear | ears |
| ذراع | arm | arms |
| يد | hand | hands |
| عين | eye | eyes |

Letter Hh

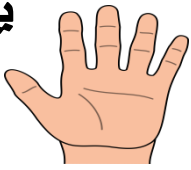
☺ Words begin with (Hh): - اكتب حرف **h** الناقص

قبعة



hat

يد




hand

رأس



head


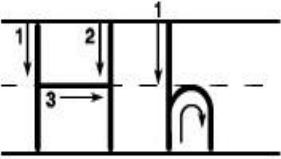
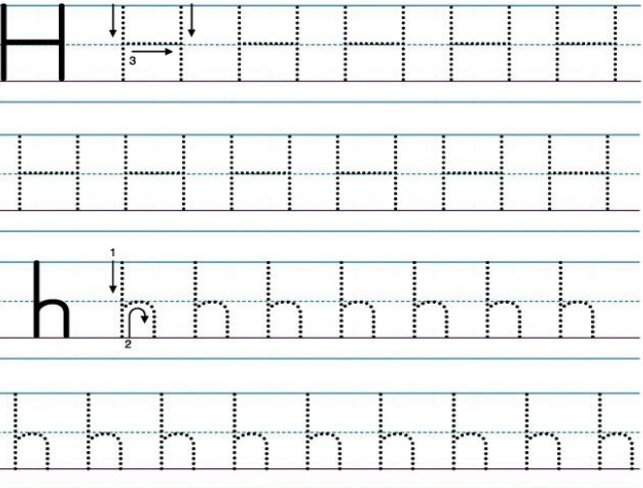
حصان




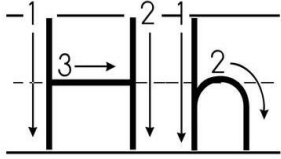

horse

☺ Trace and copy the letter (Hh): انسخ





hat




heart

Trace انسخ

| | | |
|------|---|-------|
| منزل |  | house |
| قبعة |  | hat |
| قلب |  | heart |
| حصان |  | horse |

Circle the correct letter. ضع دائرة حول الحرف الصحيح.

| | | | |
|--|------------------------------------|------------------------------------|---|
|  | n | <input checked="" type="radio"/> h | k |
|  | P | <input checked="" type="radio"/> H | S |
|  | <input checked="" type="radio"/> h | b | f |

Letter Hh

Name: _____

Trace أنسخ

The Star of the Show!

Find حوِّط

Color لون

Write اكتب

ضع دائرة حول الكلمات التي تبدأ بحرف (h)

heart ant hat

house horse

ضع دائرة حول الصور التي تبدأ بحرف (h) ولونها

Match وصل

hat head hand horse



اكتب الحرف الناقص

h.ead h.heart

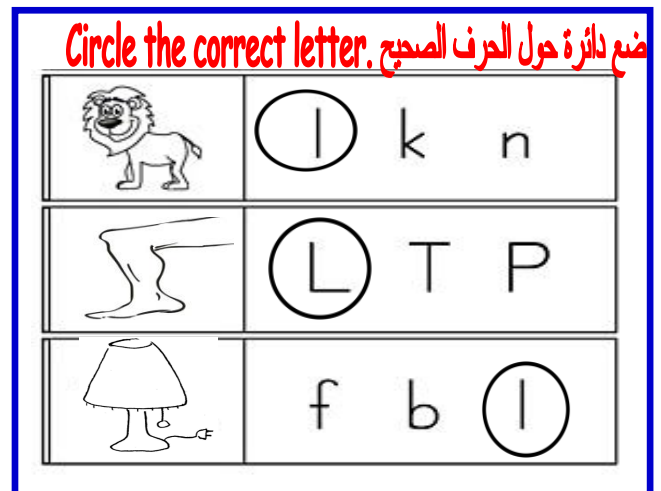


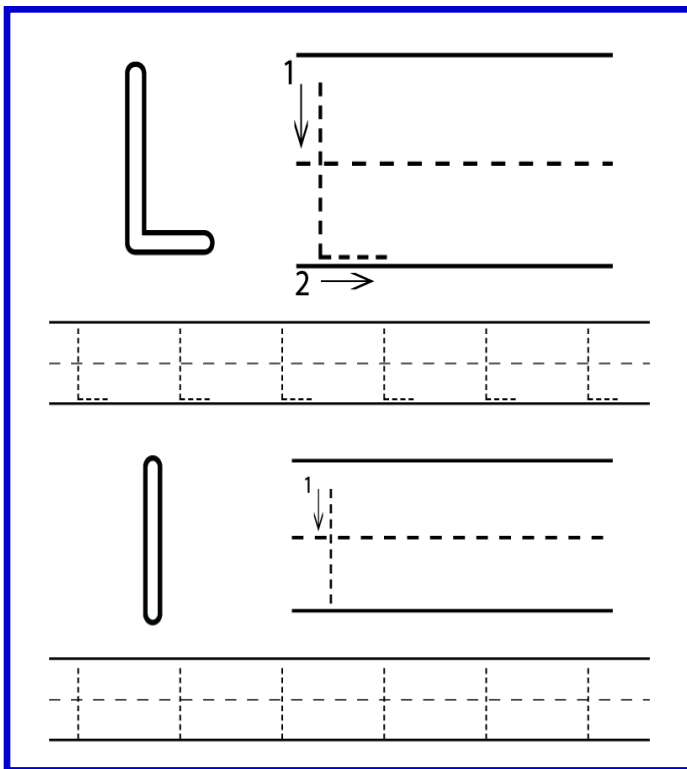
h.and h.house

Letter LI

😊 Words begin with (LI): - اكتب حرف **L** الناقص



😊 Trace and copy the letter (LI): انسخ



Letter Ll

Name: _____

The Star of the Show!

Trace أنسخ

Find حوِّط

Color لون

Write اكتب

ضع دائرة حول الكلمات التي تبدأ بحرف (L)

lion lake

apple

lamp leg

ضع دائرة حول الصور التي تبدأ بحرف (L) ولونها

Match وصل

lion

leg

lemon

lamp

اكتب الحرف الناقص

lion



lake

lemon

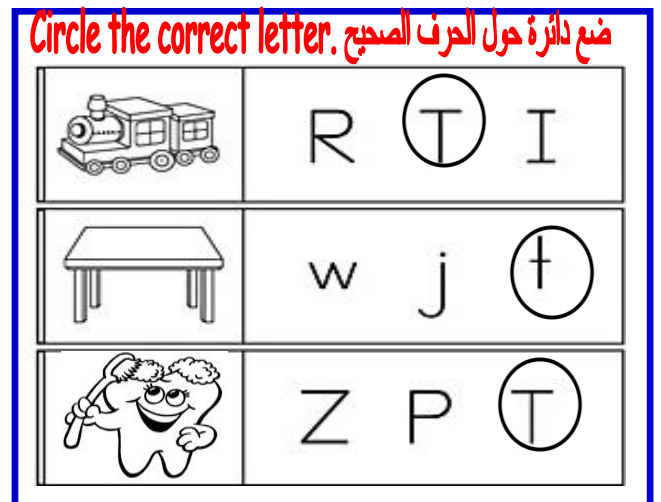
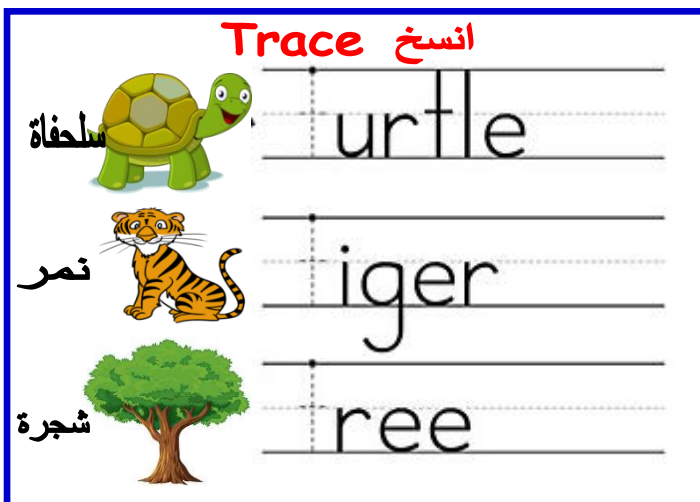
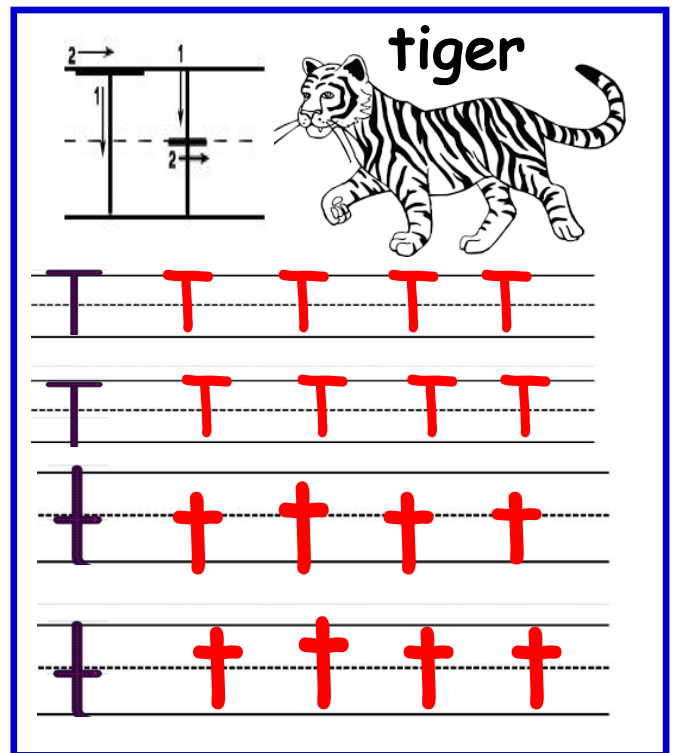
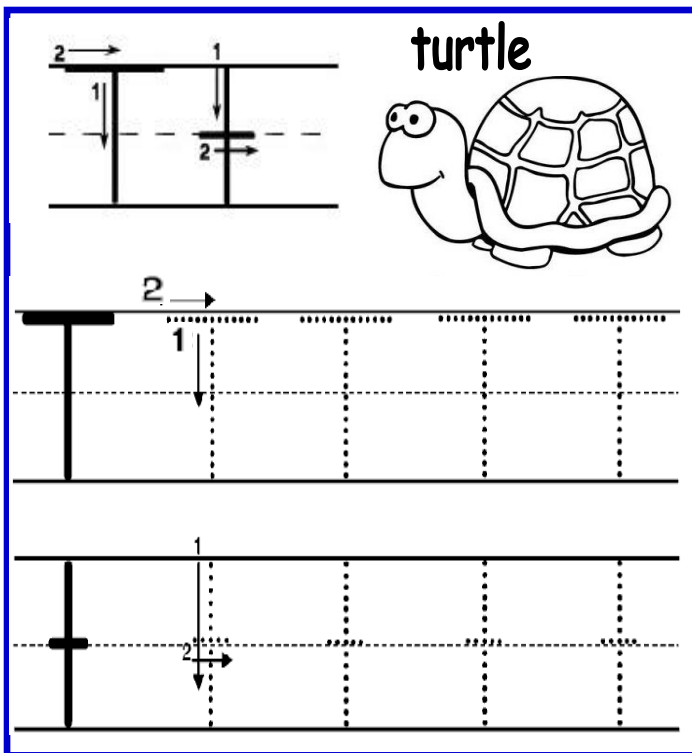
leg

Letter Tt

😊 Words begin with (Tt): - اكتب حرف t الناقص



😊 Trace and copy the letter (Tt): انسخ



Letter Tt

Name: _____

Trace أنسخ

The Star of the Show!

Find حوط

Color لون

Write اكتب

ضع دائرة حول الكلمات التي تبدأ بحرف (t)

tiger طولة tooth

train table hen

ضع دائرة حول الصور التي تبدأ بحرف (t) ولونها

Match وصل

tree

table

train

two

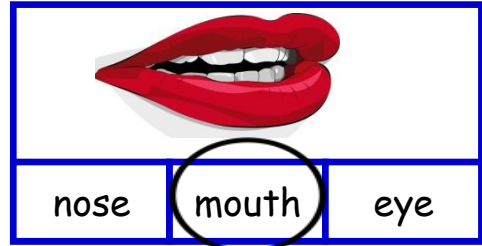
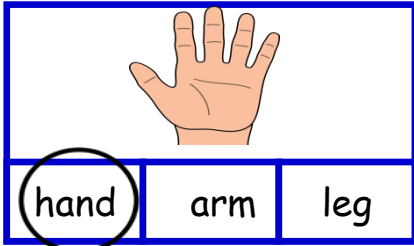
اكتب الحرف الناقص

| | |
|-------------|-------------|
| t.train | t.two |
| t.tree | t.table |


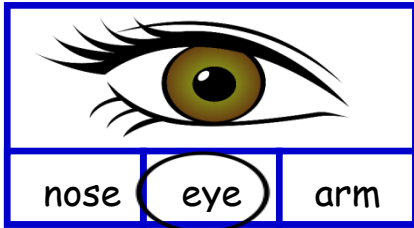
نموذج ورقة تقويمية (Unit 2)

Vocabulary (6 Marks) مفردات

Circle the correct words:- (4x1½= 6Marks) حوط الكلمة الصحيحة

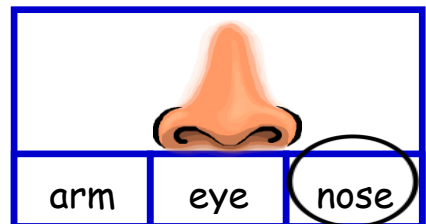
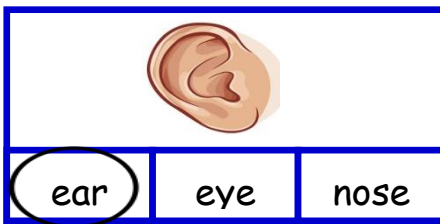
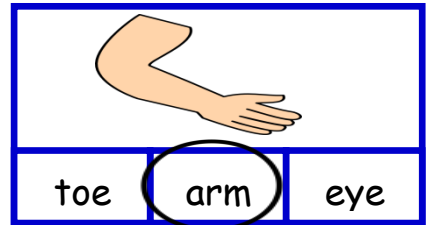
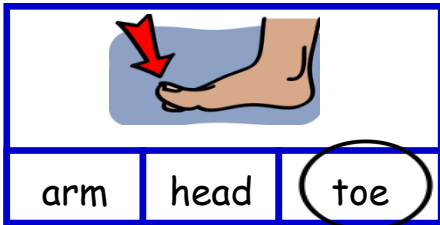


6



Vocabulary (6 Marks) مفردات



Circle the correct words:- (4x1½= 6Marks) حوط الكلمة الصحيحة



4

Spelling (4 Marks) إملاء

Write the initial missing letters in words:- (4x1=4 M) اكتب الحرف الناقص



Principal
Muneera Al Hemdan

H.O.D
Sarah Al Mahmeed

done by
Sally Saleh

نموذج اختبار قراءة علي (Unit 2)

I. Reading (6 Marks)

A) Match upper and lower case letters: (2x1=2Marks) وصل

2

1- H s

2- T h

t

B) Circle the correct word: (2x1=2Marks) ضع دائرة حول الكلمة المختلفة

2

arm eye hand

nose leg hat

C) Match letters/ numbers to pictures: (2x1=2Marks) وصل

2

1- I

2- t

State of Kuwait
Ministry of Education
Hawalli Educational Area
Hisham Bin Omayah School

4

Summative Assessment
Grade One
Time Allowed: 45 Minutes
2020- 2021

Name: - Class: - 1/.....

نموذج اختبار كتابة (Unit 2)

II. Writing (4 Marks)

A) Copy letters / numbers/ words: -(4x½=2 Marks)

انسخ

2

H
H
H
H


t
t
t
t

5
5
5
5

hat
hat
hat
hat


B) Write the intial missing letters in words: -(2x1=2Marks)

اكتب الناقص


t.turtle


..lion

2



Principal
Muneera Al Hemdan

H.O.D
Sarah Al Mahmeed

done by
Sally Saleh

Unit 3

| word | meaning |
|---------|---------|
| camera | كاميرا |
| family | عائلة |
| mother | أم |
| father | أب |
| brother | أخ |
| sister | أخت |
| read | يقرأ |
| Quran | القرآن |
| mosque | مسجد |
| pray | يصلي |
| house | بيت |
| ball | كرة |
| go | يذهب |

قواعد الوحدة الثالثة

The Present Simple (المضارع البسيط)

● يعبر عن عادة أو حقيقة



| | | |
|----------|-------------------------------|----------------------------|
| يتكون من | I (أنا) | He (هو) |
| | We (نحن) | She (هي) |
| | They + (V1) فعل بدون شيء (هم) | It + (V1) فعل (غير العاقل) |
| | You (أنت- انتم) | |
| | I pray. | He prays. |

Possessive Adjectives

| الضمير | معناه | مثال |
|--------|-------|------------------------------------|
| my | ملكي | This is my family . أسرتي |
| his | ملكه | This is his family . أسرته |
| her | ملكها | This is her family . أسرتها |

Letter Nn

😊 Words begin with (Nn): - اكتب حرف n الناقص



😊 Trace and copy the letter (Nn): انسخ

nose

nuts

انسخ Trace

nest
nuts
nail
nine
nose

وصل Match

9
nest
nail

Letter Nn

Name: _____

The Star of the Show!

Trace انسخ

Find حوِّط

Color لون




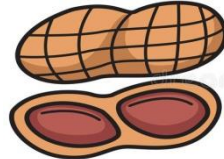
Write اكتب

ضع دائرة حول الكلمات التي تبدأ بحرف (n) مسماها

nail nuts
nose apple
nine

ضع دائرة حول الصور التي تبدأ بحرف (n) ولونها

اكتب الحرف الناقص . Write the missing letter.


| | |
|--|---|
|  n.ose |  n.a.il |
|  n.ine |  n.uts |

وصل Match

nose nest
nose
nine
nuts

Numbers from 6:10 (الأرقام من 6 إلى 10)

Six




6 6 6 6 6 6

6 6 6 6 6 6

6 6 6 6 6

Seven




7 7 7 7 7 7

7 7 7 7 7 7

7 7 7 7 7

Eight




8 8 8 8 8 8 8 8

8 8 8 8 8 8 8 8

8 8 8 8 8

Nine



9 9 9 9 9 9

9 9 9 9 9 9


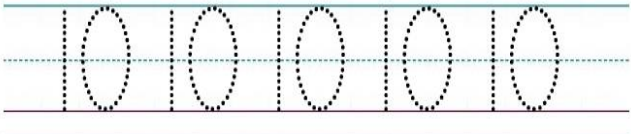
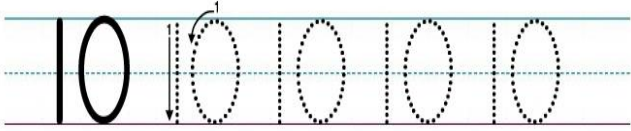
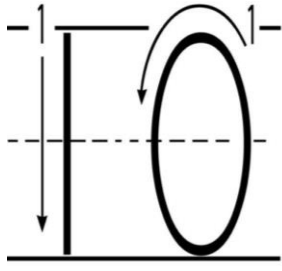
9 9 9 9 9

Principal
Muneera Al Hemdan

H.O.D
Sarah Al Mahmeed

done by
Sally Saleh

Ten



Trace انسخ

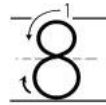
Practice counting and writing these numbers.



six



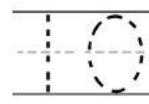
seven



eight



nine



ten

قم بلعد وصل الكلمة مع الصورة

Count the items and write in the box:



8




10



6



9



5

اكتب العدد

Count the Pictures and write the numbers



5



8



6



9




7



10


Letter Mm

😊 Words begin with (Mm): - اكتب حرف **m** الناقص

قرد

monkey

رجل

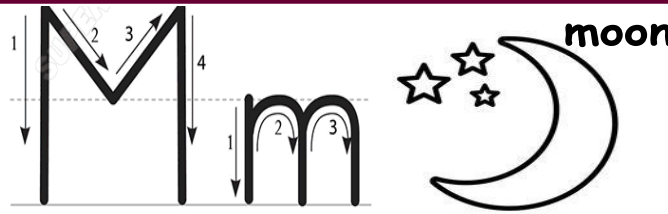
man

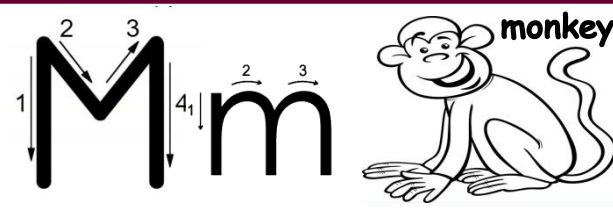
مسجد

mosque

فم

mouth

😊 Trace and copy the letter (Mm): انسخ

moon

M M M M M M
M M M M M M
m m m m m m
m m m m m m
m m m m m m

monkey

M M M M M M
M M M M M M
m m m m m m
m m m m m m
monkey monkey
WWW.DORKYDOODLES.COM

انسخ Trace


فأر  mouse

قرد  monkey

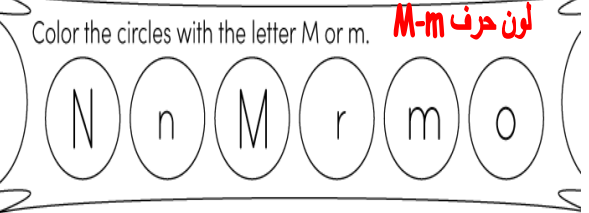
جبل  mountain

قمر  moon

لون الكلمات التي تبدأ بحرف **m**
Color the images that start with the letter M.



لون حرف **M-m**
Color the circles with the letter M or m.



Letter Mm

Name: _____

The Star of the Show!

Trace انسخ

Find حوط

Color لون

Write اكتب

mouse

m m m m m
M M M M M

ضع دائرة حول الكلمات التي تبدأ بحرف (m)

فلوس money monkey
mosque net mouse

ضع دائرة حول الصور التي تبدأ بحرف (m) ولونها

حليب

Milk

Match وصل

monkey mosque moon man

اكتب الحرف الناقص

milk mountain
money mouth

نموذج ورقة تقويمية (Unit 3)


Vocabulary (6 Marks) مفردات

Circle the correct words: - (4x1½= 6Marks) حوط الكلمة الصحيحة

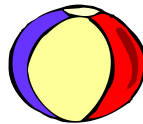
6




go family pray



house ball camera



ball sister house




7 6 5

Vocabulary (6 Marks) مفردات

Circle the correct words: - (4x1½= 6Marks) حوط الكلمة الصحيحة




father go Quran



10 7 8



ball pray house



pray go read

4

Spelling (4 Marks) إملاء


Write the initial missing letters in words: - (4x1=4 M) اكتب الحرف الناقص



mosque



nine



arm



star

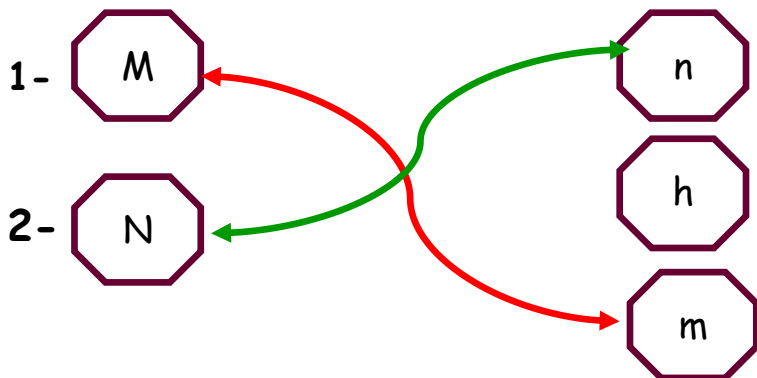
Name: -

نموذج اختبار قراءة علي (Unit 3)

I. Reading (6 Marks)



A) Match upper and lower case letters: (2x1=2Marks) وصل

2




B) Circle the correct word: (2x1=2Marks) ضع دائرة حول الكلمة المختلفة

2



C) Match letters/ numbers to pictures: (2x1=2Marks) وصل

2



Name: -

نموذج اختبار كتابة (Unit 3)

II. Writing (4 Marks)

A) Copy letters / numbers/ words: -(4x½=2 Marks)

انسخ

2

N
N
N
N


m
m
m
m

8
8
8
8

net
net
net
net

B) Write the intial missing letters in words: -(2x1=2Marks)

اكتب الناقص




m onkey



.n est

2



I. Reading (6 Marks)

A) Match upper and lower case letters: (2x1=2Marks) وصل

2

1- H

2- S

s

h

m

B) Circle the correct word: (2x1=2Marks) ضع دائرة حول الكلمة المختلفة

2

| | |
|----------------------------|------------------------|
| | |
| pray family <u>apple</u> | man <u>nose</u> camera |

C) Match letters/ numbers to pictures: (2x1=2Marks) وصل

2

1- L

2- T

State of Kuwait
Ministry of Education
Hawalli Educational Area
Hisham Bin Omayah School

4

Summative Assessment
Grade One
Time Allowed: 45 Minutes
2020- 2021

Name: - Class: - 1/.....
نموذج اختبار كتابة (Unit 1-2-3)

II. Writing (4 Marks)

A) Copy letters / numbers/ words: -(4x½=2 Marks)

انسخ

2

S

S

S

S

a

a

a

a

10

10

10

10

nest

nest


nest

nest


B) Write the intial missing letters in words: -(2x1=2Marks)

اكتب الناقص


2



..man



..nuts



Principal
Muneera Al Hemdan

H.O.D
Sarah Al Mahmeed

done by
Sally Saleh

Unit 4

| word | meaning |
|----------|------------|
| chair | كرسي |
| table | طاولة |
| computer | كمبيوتر |
| desk | مكتب |
| sofa | أريكة |
| bed | سرير |
| bedroom | غرفة النوم |
| fridge | ثلاجة |
| door | باب |
| wall | حائط |
| kitchen | مطبخ |
| nice | جميل |
| cook | يطبخ |
| garden | حديقة |
| drink | يشرب |
| eat | يأكل |
| in | في |
| red | أحمر |
| green | أخضر |
| yellow | أصفر |
| pink | بمبي |
| blue | أزرق |
| grey | رمادي |
| white | أبيض |
| black | أسود |

قواعد الوحدة الرابعة

| معنى الكلمة | الكلمة | جمعها |
|-------------|----------|-----------|
| كرسي | chair | chairs |
| مكتب | desk | desks |
| طاولة | table | tables |
| كمبيوتر | computer | computers |

Plurals (الجمع)

• عند جمع كلمة مفردة نضيف للكلمة حرف (s)

a / an

| | | |
|-----------|---|--|
| a | تأتي قبل الأسماء المفردة التي تبدأ بحرف ساكن | a door a bed a house |
| an | تأتي قبل الأسماء المفردة التي تبدأ بحرف متحرك (a-e-i-o-u) الحروف المتحركة | an apple an egg an ice cream an orange an umbrella |

The Present Simple (المضارع البسيط)

يعبر عن عادة أو حقيقة

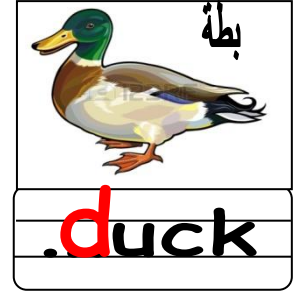
| | | |
|-----------------|--|---|
| يتكون من | I (أنا) We (نحن) They + (V1) (هم) You (أنت- انتم) | He (هو) She (هي) It + (V1) (غير العاقل) |
| عند السؤال ب Do | Do you want an apple? Yes, I do ✓ No. I don't ✗ | I eat He eats. |

Present Progressive المضارع المستمر

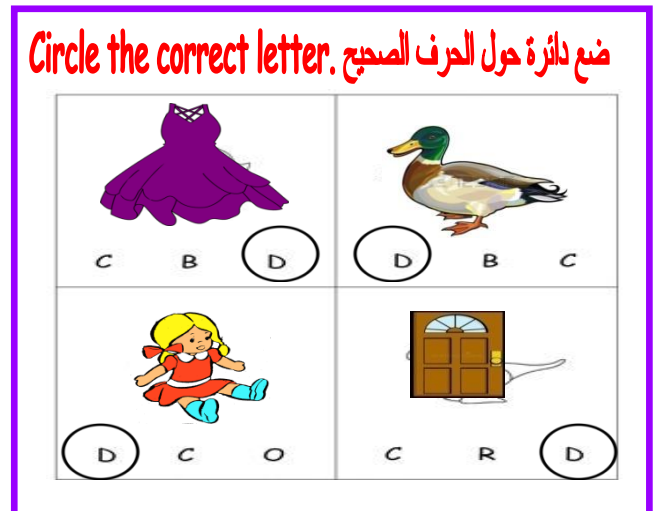
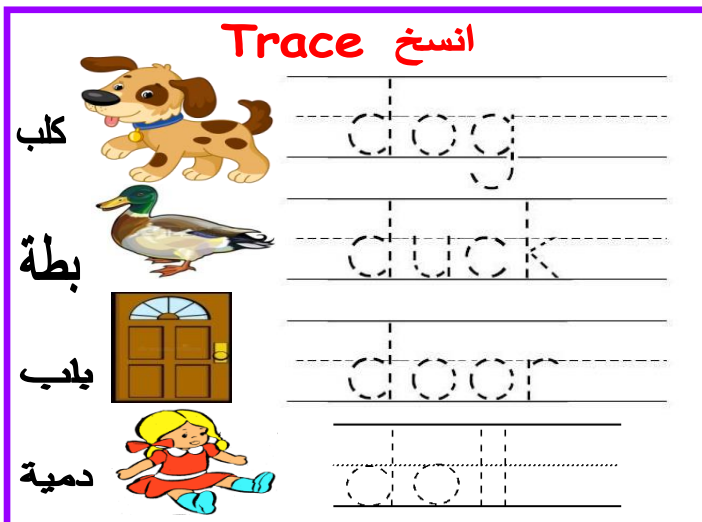
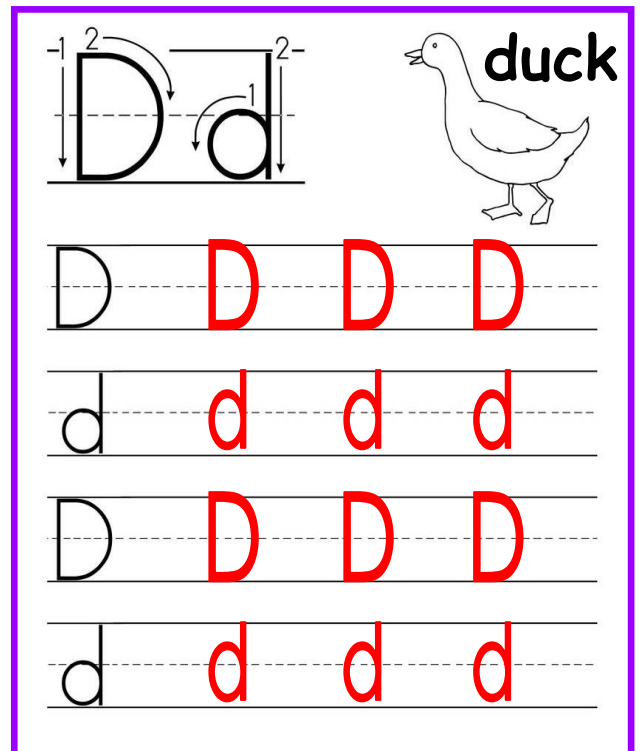
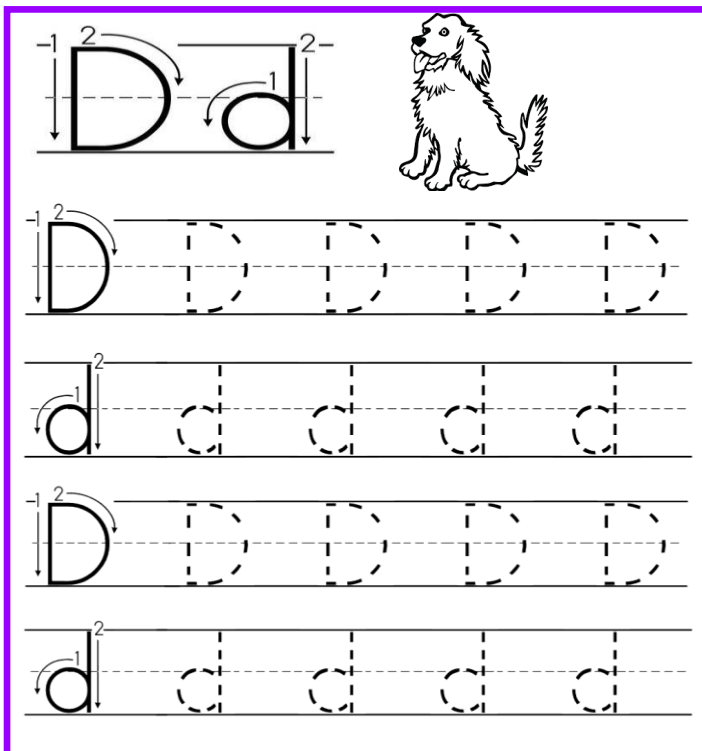
| | | |
|------------|------------------------------------|---|
| يتكون من | am is are + V1 + ing | am → (I) I am eating fish. is → (he-she-it) He is drinking football. are → (we-they-you) We are reading a book. |
| عند السؤال | What are you doing? I'm eating. | What is she/he doing? She's drinking |

Letter Dd

😊 Words begin with (Dd):- اكتب حرف d الناقص



😊 Trace and copy the letter (Dd): انسخ



Letter Dd

Name: _____

The Star of the Show!

Trace انسخ

Find حوِّط

Color لون

Write اكتب

ضع دائرة حول الكلمات التي تبدأ بحرف (d)

doll nest
dog door
dress

فستان

ضع دائرة حول الصور التي تبدأ بحرف (d)

Color the pictures that begin with the d sound.

اكتب الحرف الناقص

d.og .**d**oor
d.uck .**d**ress

Match وصل

dog door duck doll

Letter Rr

😊 Words begin with (Rr): - اكتب حرف **r** الناقص

أرنب



.rabbit

يقرأ



.read

أحمر



.r.ed


يركض



.r.un


😊 Trace and copy the letter (Dd): انسخ

rabbit



Tracing guide for uppercase R and lowercase r with stroke order arrows (1, 2, 3). Below are rows of dashed letters for tracing on handwriting lines.

run



Tracing guide for uppercase R and lowercase r with stroke order arrows (1, 2, 3). Below are rows of red letters for tracing on handwriting lines.

انسخ Trace

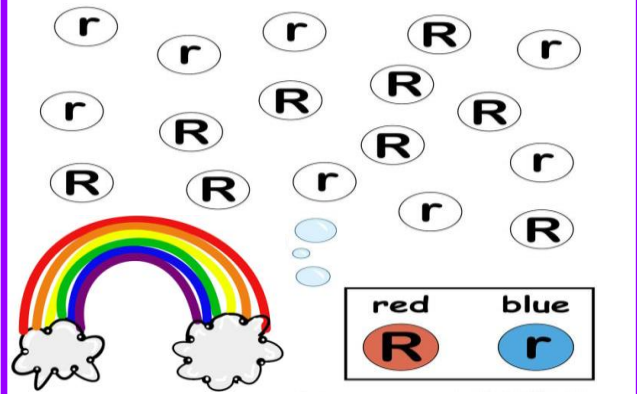
حبل rope

انسان الي robot

أرنب rabbit

صاروخ rocket

لون (R) بالأحمر و (r) بالأزرق



Letter Rr

Name: _____

The Star of the Show!

Trace انسخ

Find حوط

Color لون

Write اكتب

Rr

rabbit

RRRRR
rrrrr





ضع دائرة حول الكلمات التي تبدأ بحرف (r)

rabbit robot
dog
قوس قزح rainbow rope

ضع دائرة حول الصور التي تبدأ بحرف (r)





 
  

اكتب الحرف الناقص

 **r.ocket**
 **r..ainbow**
 **r..ope**
 **r..obot**

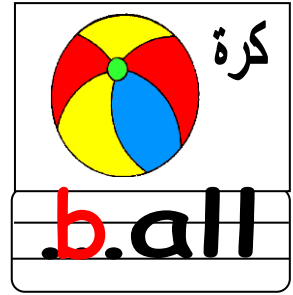
Match وصل

rabbit read
red run

Letter Bb

😊 Words begin with (Bb): - اكتب حرف **b** الناقص



😊 Trace and copy the letter (Bb): انسخ

book

ball

Trace انسخ

نحلة
كرة
جرس
قارب

What Begins with B? وصل

bed, banana, backpack, girl

Letter Bb

Name: _____

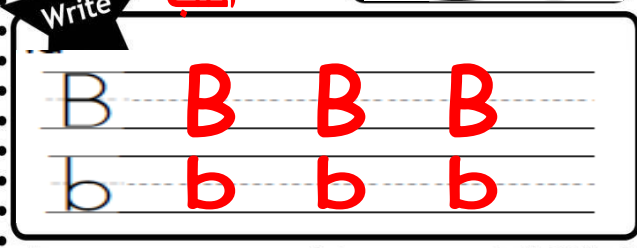



Trace **انسخ**

The Star of the Show!

Find **حوظ**

Color **لون**

Write **اكتب**



ضع دائرة حول الكلمات التي تبدأ بحرف (b)


حقيبة bag ant bee

banana bell boat


ضع دائرة حول الصور التي تبدأ بحرف (b)




اكتب الحرف الناقص




.b.ag



b.anana



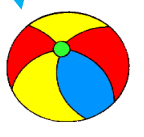



.b.boat



.b.ell

Match وصل

ball
bee
book
bed


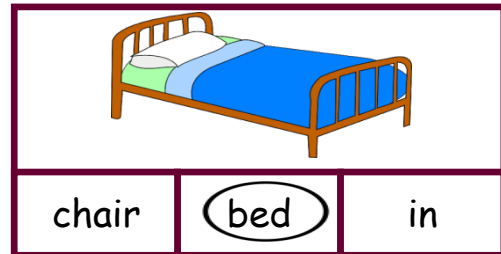

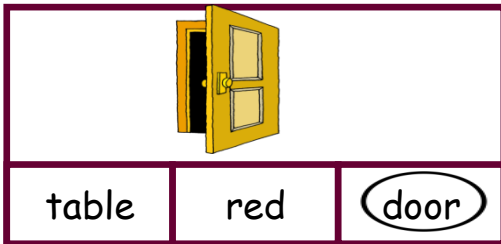


Arrows connect the words to the images: ball to the ball, bee to the bee, book to the book, and bed to the bed.

Name: -
نموذج ورقة تقويمية (Unit 4)

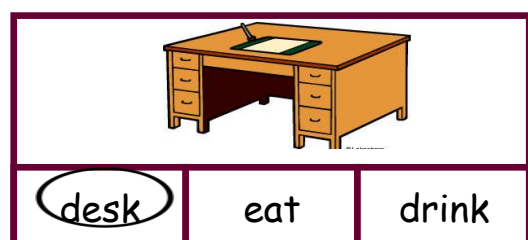
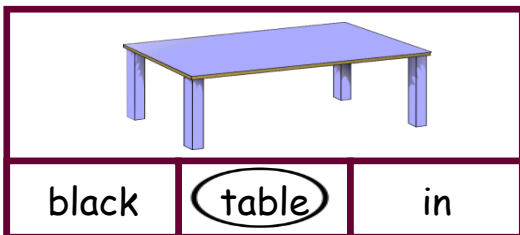
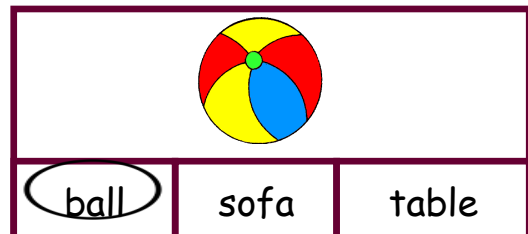

Vocabulary (6 Marks) مفردات

✦ **Circle the correct words: - (4x1½= 6Marks) حوط الكلمة الصحيحة**





Vocabulary (6 Marks) مفردات

✦ **Circle the correct words: - (4x1½= 6Marks) حوط الكلمة الصحيحة**



Spelling (4 Marks)

✦ **Write the initial missing letters in words: - (4x1=4 M) اكتب الحرف الناقص**



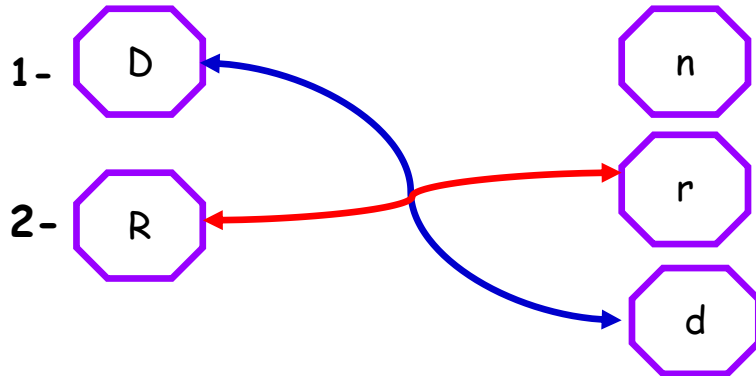
Name: - Class: - 1/

نموذج اختبار قراءة علي (Unit 4)

I. Reading (6 Marks)

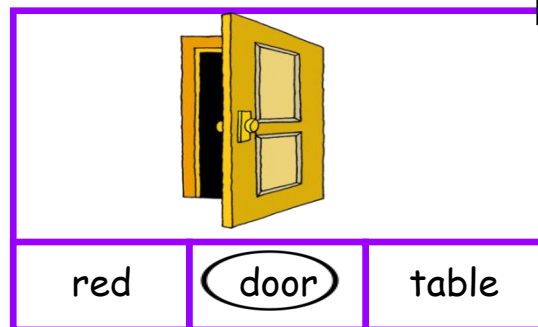
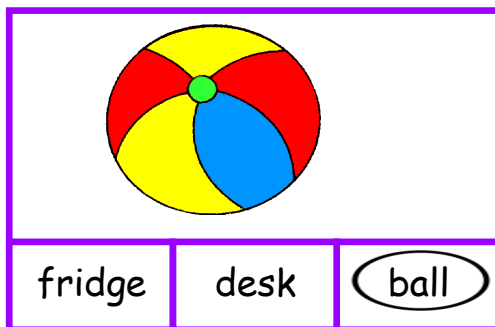
A) Match upper and lower case letters: (2x1=2Marks) وصل

2



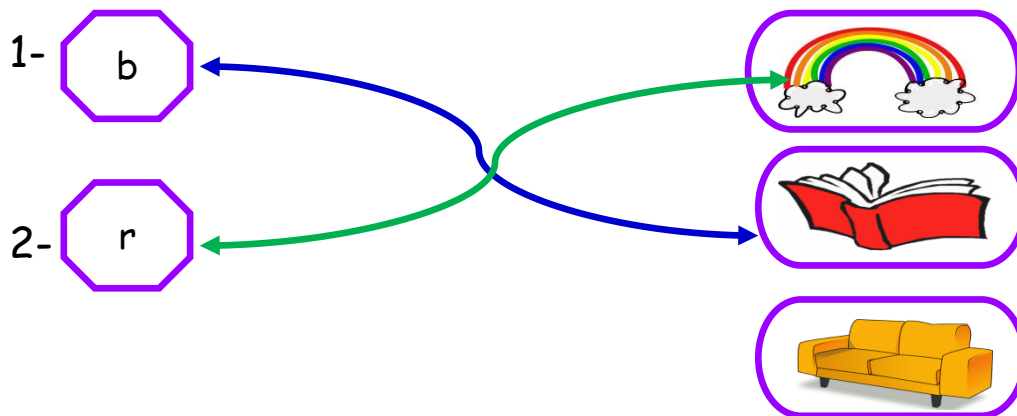
B) Circle the correct word: (2x1=2Marks) ضع دائرة حول الكلمة المختلفة

2



C) Match letters/ numbers to pictures: (2x1=2Marks) وصل

2



نموذج اختبار كتابة (Unit 4)

II. Writing (4 Marks)

A) Copy letters / numbers/ words: -(4x½=2 Marks)

انسخ

2

D

D

D

D

d

d

d

d

9

9

9

9

desk

desk


desk

desk


B) Write the intial missing letters in words: -(2x1=2Marks)

اكتب الناقص


2



.bell



r.obot



Unit 5

| word | meaning |
|-----------|----------|
| egg | بيض |
| sandwich | سندوتش |
| orange | برتقالة |
| honey | عسل |
| banana | موزة |
| date | تمر |
| pizza | بيتزا |
| ice cream | أيس كريم |
| burger | برجر |
| chocolate | شيكولا |
| on | فوق |

قواعد الوحدة الخامسة

The Present Simple (المضارع البسيط) 😊

يعبر عن عادة أو حقيقة

| | | |
|-----------------|---|---|
| يتكون من | I (أنا) We (نحن) They + (V1) فعل بدون شيء (هم) You (أنت- انتم) | He (هو) She (هي) It + (V1) فعل (غير العاقل) |
| عند السؤال ب Do | Do you like apples? Yes, I do ✓ No. I don't ✗ | I eat He eats. |

يستطيع Can

| | |
|---------------|--|
| can يستطيع | تستخدم عند طلب شيء بطريقة مهذبة Can I have a sandwich? Yes, here you are. 😊 تفضل |
|---------------|--|

Letter Ee

☺ Words begin with (Ee): - اكتب حرف e الناقص



☺ Trace and copy the letter (Ee): انسخ

elephant

Tracing practice for 'E' and 'e' on lined paper. The first row shows dashed 'E's for tracing. The second row shows solid 'E's for copying. The third row shows dashed 'e's for tracing. The fourth row shows solid 'e's for copying.

egg

Tracing practice for 'E' and 'e' on lined paper. The first row shows dashed 'E's for tracing. The second row shows solid 'E's for copying. The third row shows dashed 'e's for tracing. The fourth row shows solid 'e's for copying.

Trace انسخ

Tracing practice for words starting with 'Ee' on lined paper. Each word is accompanied by a small illustration and a red dot indicating the starting point for writing. The words are: elephant (فيل), envelope (مظروف), eggplant (بلنجان), and egg (بيضة).

Circle the correct letter. ضع دائرة حول الحرف الصحيح.

| | |
|--|-------|
| | o E U |
| | I U E |
| | o e u |

Letter Ee

Name: _____

The Star of the Show!

Trace انسخ

Find حوط

Color لون

Write اكتب

egg

ضع دائرة حول الكلمات التي تبدأ بحرف (e)

eleven

egg

مظروف

star

ثمانية

envelope

eight

ضع دائرة حول الصور التي تبدأ بحرف (e)

Match وصل

elephant

egg

elbow

eleven

اكتب الحرف الناقص

envelope




elephant

eight

eggplant


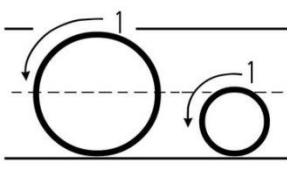
Letter Oo

😊 Words begin with (Oo): - اكتب حرف **o** الناقص



😊 Trace and copy the letter (Oo): انسخ

octopus



Trace the letter.


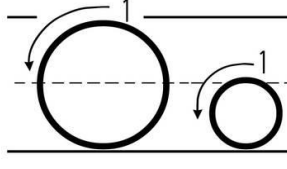
O O O O O

o o o o o

Write the letter.

Oo Oo Oo

orange




O O O O

o o o o


O O O O

o o o o


Trace انسخ



onion

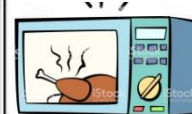




orange



octopus

Circle the correct letter. ضع دائرة حول الحرف الصحيح.

| | |
|--|-------|
|  | O E U |
|  | i a o |
|  | A E O |

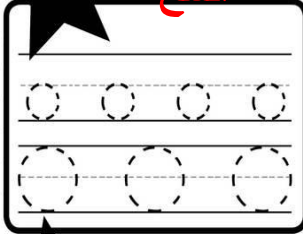
Letter Oo

Name: _____

The Star of the Show!

Trace

انسج




Find

حوظ



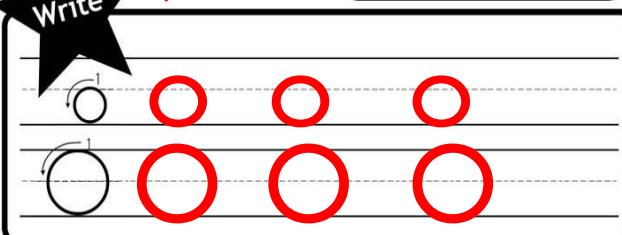
Color

لون



Write

اكتب



ضع دائرة حول الكلمات التي تبدأ بحرف (o)

sun

octopus

فوق

on


فرن

oven

عجة البيض

omelette

ضع دائرة حول الصور التي تبدأ بحرف (o)



Match وصل

on

orange

octopus

onion



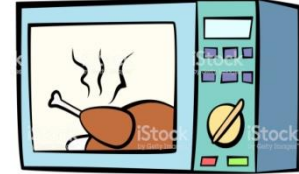
اكتب الحرف الناقص



.o live



.o melette




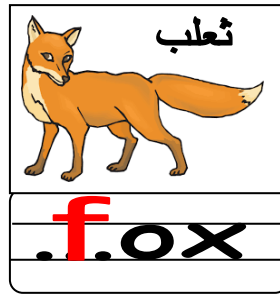


.o ven



.o ctopus

Letter Ff

😊 Words begin with (Ff): - اكتب حرف f الناقص



😊 Trace and copy the letter (Ff): انسخ

fish

Tracing practice for uppercase 'F' and lowercase 'f' on lined paper. The first row shows the stroke order for 'F' and 'f'. The second row contains several 'F's for tracing. The third row contains several 'f's for tracing. The fourth row contains several 'F's for tracing. The fifth row contains several 'f's for tracing.

frog

Tracing practice for uppercase 'F' and lowercase 'f' on lined paper. The first row shows the stroke order for 'F' and 'f'. The second row contains several 'F's for tracing. The third row contains several 'f's for tracing. The fourth row contains several 'F's for tracing. The fifth row contains several 'f's for tracing.

انسخ Trace

Tracing practice for the words 'fish', 'frog', 'fan', and 'flower' on lined paper. Each word is written in a dashed line for tracing. To the left of each word is a small illustration of the object and its Arabic label.

حوظ الحرف الصحيح. Circle the correct letter.

| | | | |
|--|---|-----|-----|
| | d | (f) | m |
| | S | (F) | L |
| | x | + | (f) |

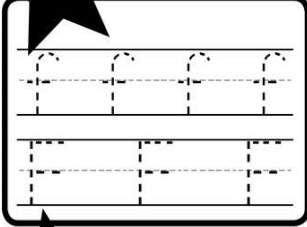
Letter Ff

Name: _____

The Star of the Show!

Trace

أنسخ



Ff


Find

حوظ



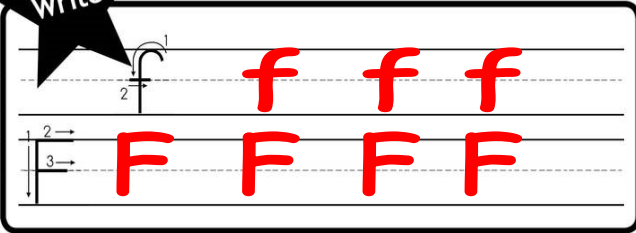
Color

لون



Write

اكتب



ضع دائرة حول الكلمات التي تبدأ بحرف (f)

fan


orange

flower

قدم
foot

fish


ضع دائرة حول الصور التي تبدأ بحرف (f)



Write the missing letter. اكتب الحرف الناقص



.f.ish



.f.lower



.f.ox



.f..rog

Match وصل

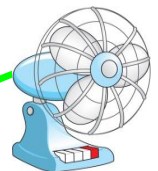
foot



fish



fox



fan



Principal

Muneera Al Hemdan

H.O.D

Sarah Al Mahmeed

done by


Sally Saleh

نموذج ورقة تقويمية (Unit 5)


Vocabulary (6 Marks) مفردات

Circle the correct words:- (4x1½= 6Marks) حوط الكلمة الصحيحة


6




pizza fish **orange**



on **banana** egg




banana **egg** burger




honey **fish** orange

Vocabulary (6 Marks) مفردات


Circle the correct words:- (4x1½= 6Marks) حوط الكلمة الصحيحة




burge **pizza** on



door **dates** fish



orange **honey** banana



egg pizza **sandwich**


4

Spelling (4 Marks) إملاء


Write the initial missing letters in words:- (4x1=4 M) اكتب الحرف الناقص



.frog



elephant



octopus



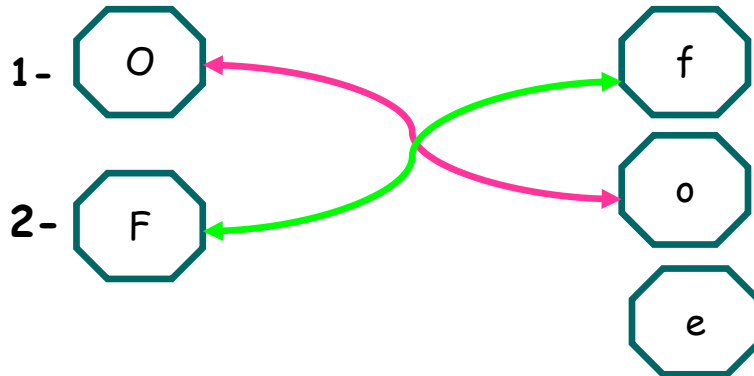
eleven

نموذج اختبار قراءة علي (Unit 5)

I. Reading (6 Marks)

A) Match upper and lower case letters: (2x1=2Marks) وصل

2



B) Circle the correct word: (2x1=2Marks) ضع دائرة حول الكلمة المختلفة

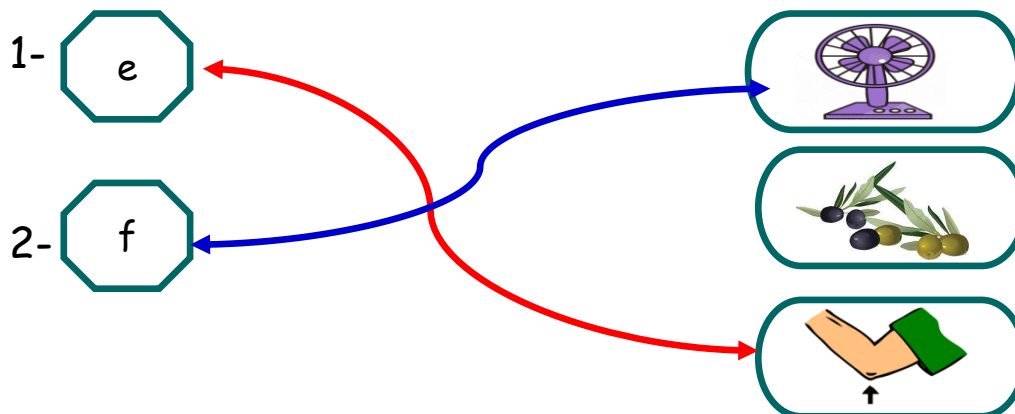
2

burger egg on

pizza fish orange

C) Match letters/ numbers to pictures: (2x1=2Marks) وصل

2



II. Writing (4 Marks)

A) Copy letters / numbers/ words: -(4x½=2 Marks)

انسخ

2

E
E
E
E


f
f
f
f

6
6
6
6


fan
fan
fan
fan

B) Write the intial missing letters in words: -(2x1=2Marks)

اكتب الناقص



o.ctopus



e.lephant

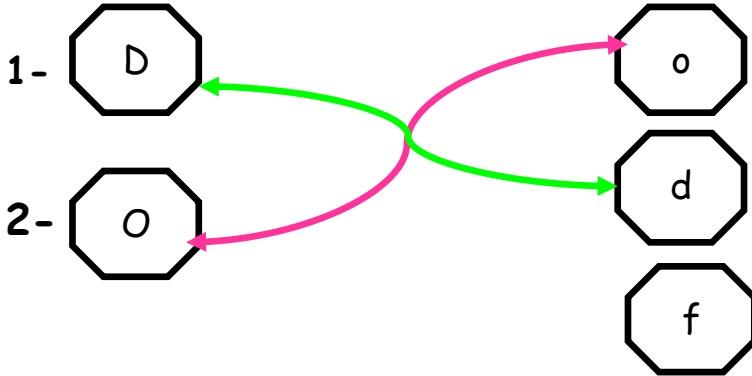
2



I. Reading (6 Marks)

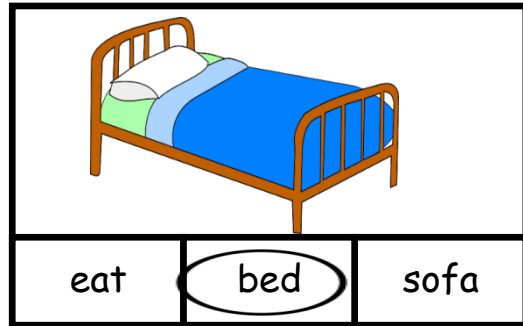
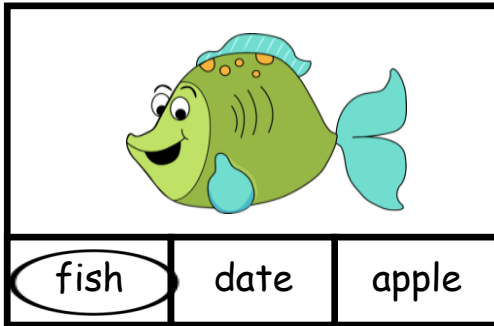
A) Match upper and lower case letters: (2x1=2Marks) وصل

2



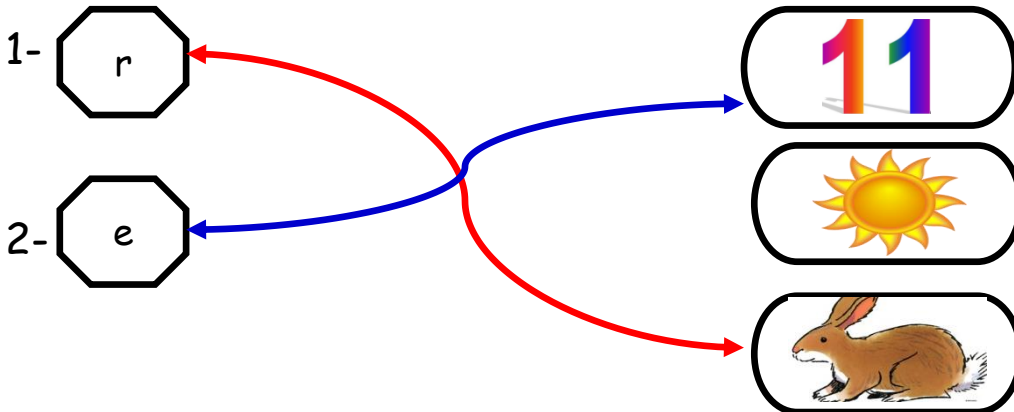
B) Circle the correct word: (2x1=2Marks) ضع دائرة حول الكلمة المختلفة

2



C) Match letters/ numbers to pictures: (2x1=2Marks) وصل

2



State of Kuwait
Ministry of Education
Hawalli Educational Area
Hisham Bin Omayah School

4

Summative Assessment
Grade One
Time Allowed: 45 Minutes
2020- 2021

Name: - Class: - 1/.....
نموذج اختبار كتابة (Unit 4-5)

II. Writing (4 Marks)

A) Copy letters / numbers / words: -(4x½=2 Marks)

انسخ

2

R
R
R
R

e
e
e
e

4
4
4
4


bag
fan
fan
fan

B) Write the intial missing letters in words: -(2x1=2Marks)

اكتب الناقص




.d.og



.f.ox

2



Principal
Muneera Al Hemdan

H.O.D
Sarah Al Mahmeed

done by
Sally Saleh