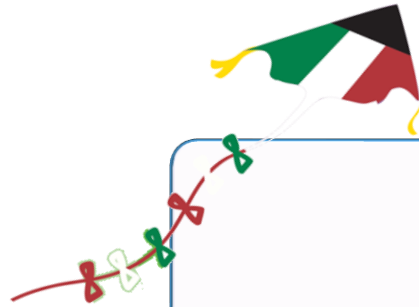




وزارة التربية
الإدارة العامة لمنطقة الأحمدية التعليمية
مدرسة هدية الابتدائية بنين



• الوحدة (٦)

للمصف الأول



• أ. حميدة الشمري

• أ. شيمة المطيري

إعداد المعلمة





إشراف رئيسة القسم

• مقارنة الكميات



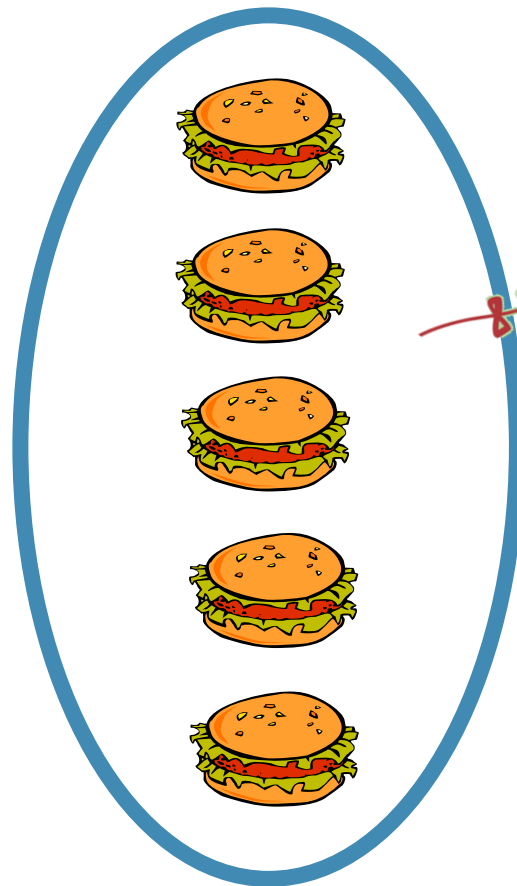


بند (٣-١)



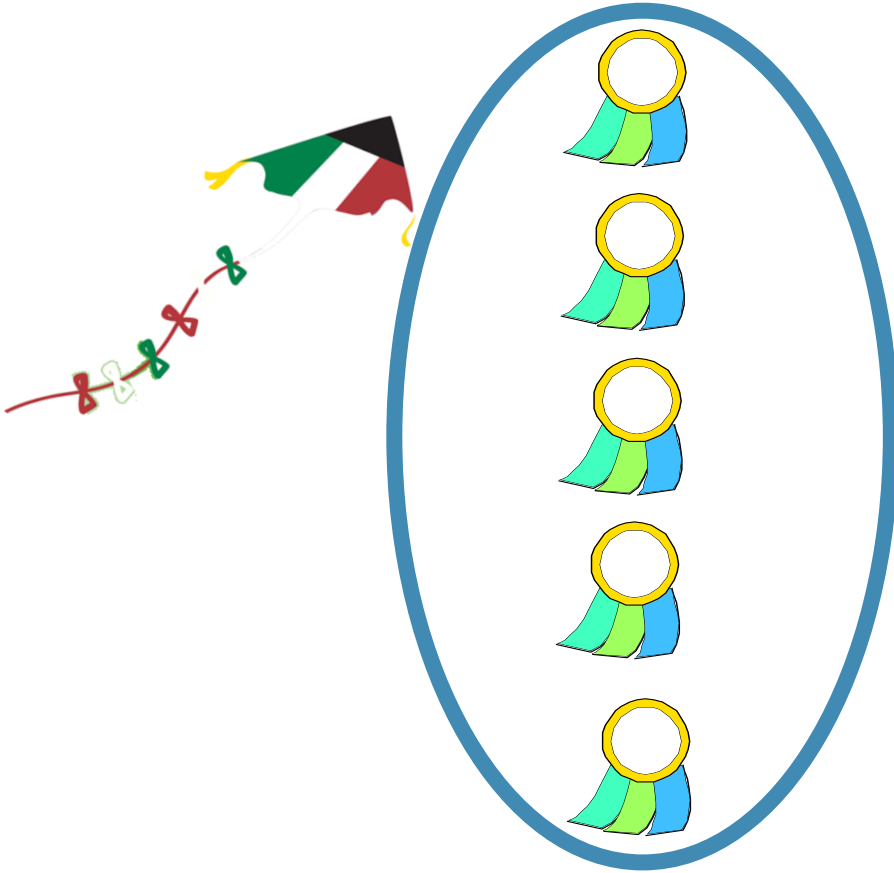
صل لتقارن بين العددين بوضع <أو> أو =





صل لتقارن بين العددين بوضع < أو > أو =



صل لتقارن بين العددين بوضع < أو > أو =




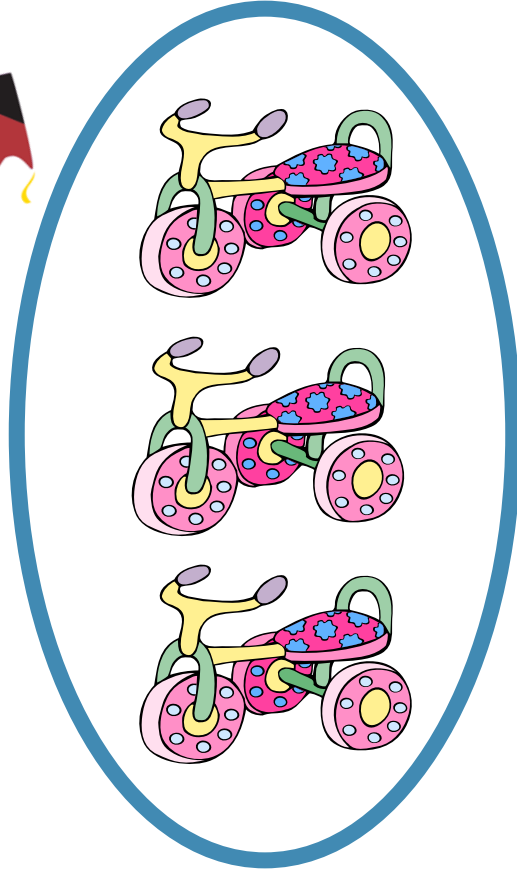


٥



٤

صل لتقارن بين العددين بوضع < أو > أو =



أكمل لتحصل على عبارة صحيحة

<


٢

>

٢

=

٤




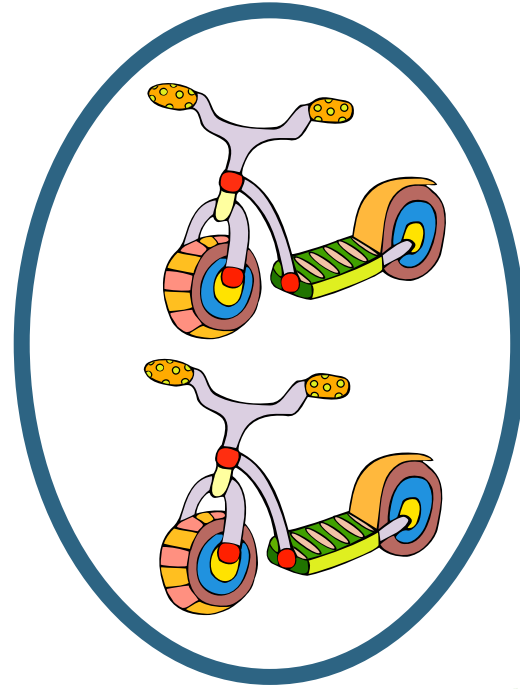



<

٤






ارسم عناصر المجموعة الأخرى لتحقيق العلاقة

أكمل :





ارسم عناصر المجموعة الأخرى لتحقيق العلاقة



أكمل :



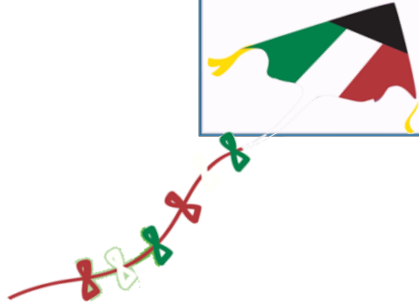
ارسم عناصر المجموعة الأخرى لتحقيق العلاقة



أكمل :




العدد ٦





بند (٢-٣)



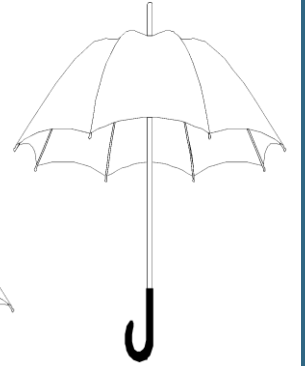
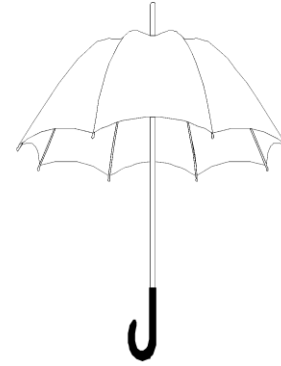
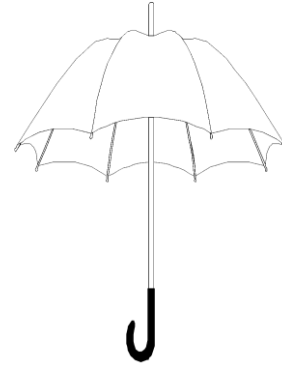
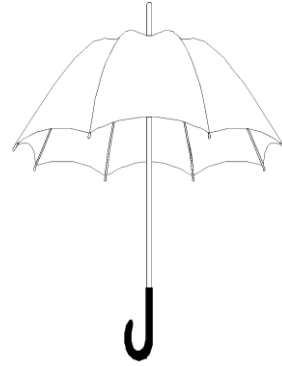
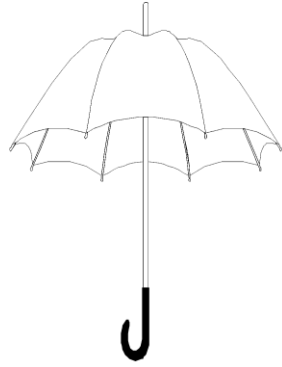
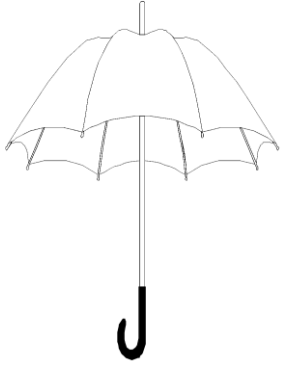
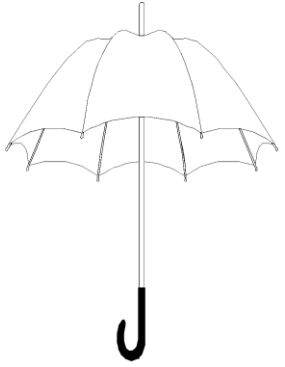


سبعة


٧



لون ٦ لتكون نمطاً مسخداً لونين فقط

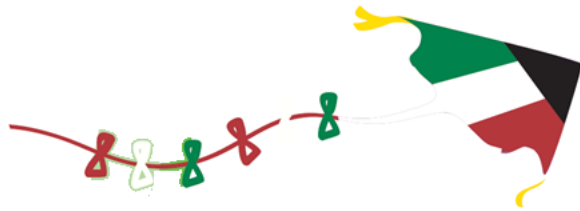


أكمل

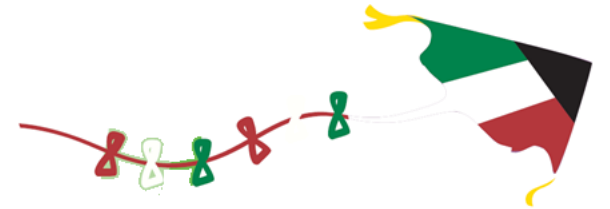


ك
ب
ج

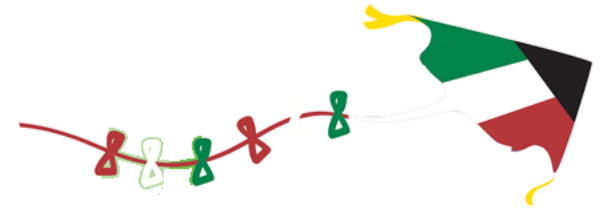

--	--	--	--



استكمل رسم العناصر بحسب العدد الموضح



استكمل رسم العناصر بحسب العدد الموضح








بند


بند (۳-۳)





سبعة








في .

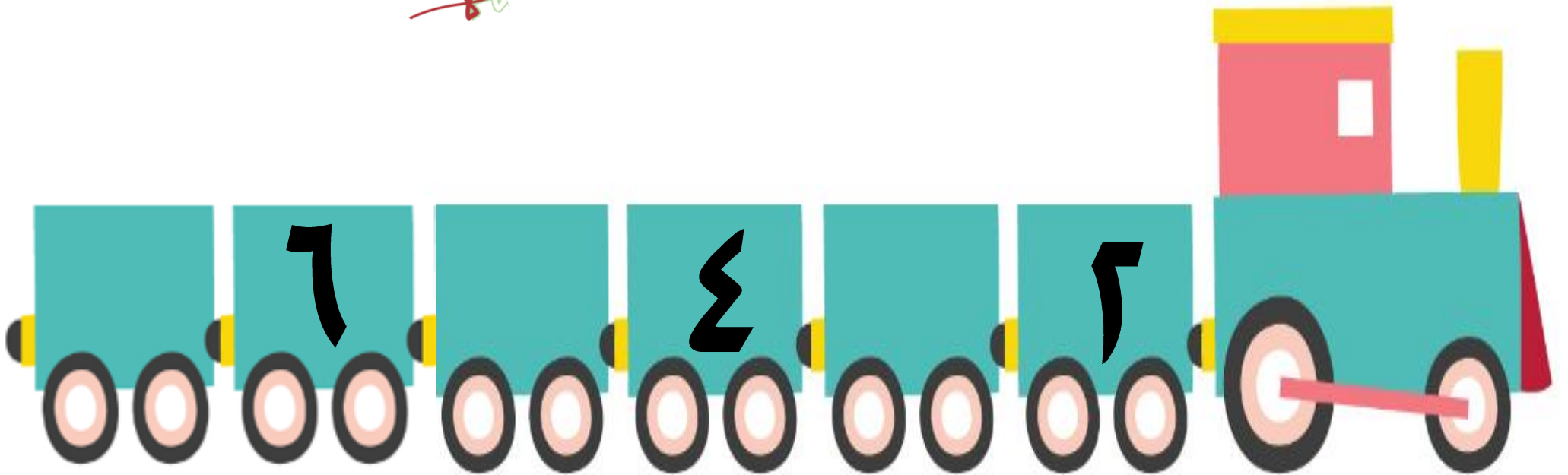


وضعت ليلى ٧


هيا نساعدها في تحويط المزهريّة .



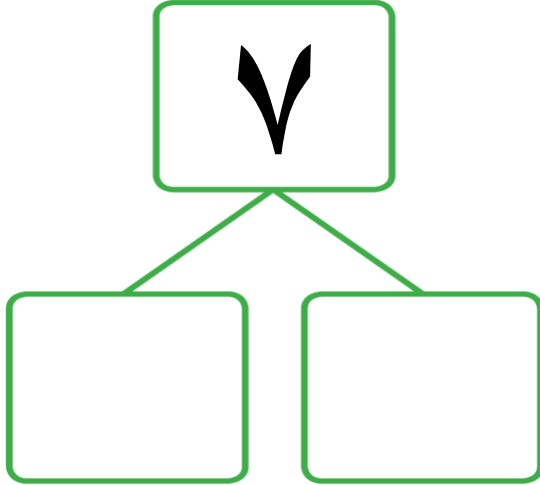
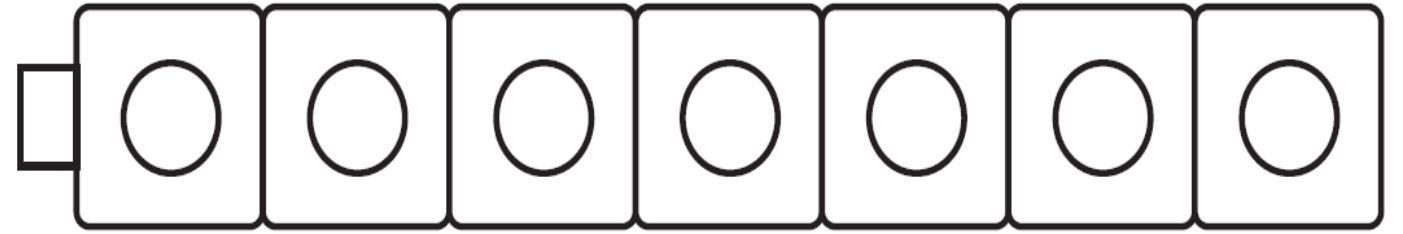
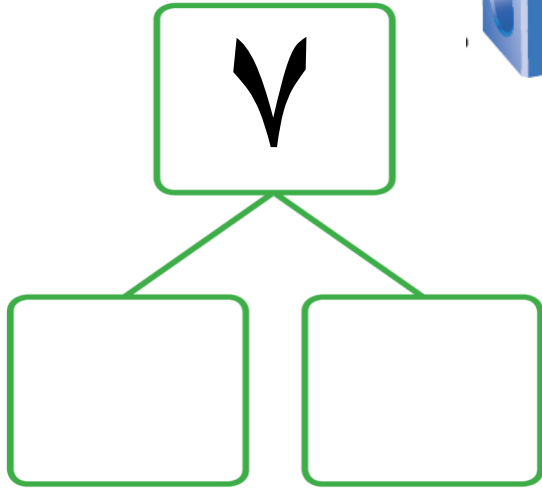
أكمل



لون المكعبات لإيجاد طريقتين لتكوين

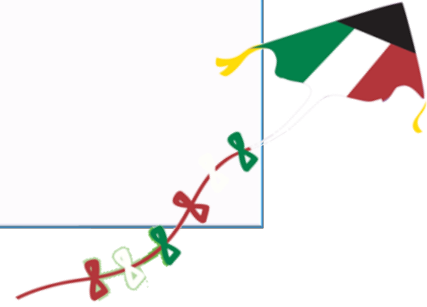



العدد ٧. استخدم لونين




العدد ٨ •

بند (٣-٤)







ك
ك
ك
ك
ك
ك
ك



أَكْمَل












لايجاد طرق



استخدم




مختلفة لتكوين العدد ٨




قارن . اكتب رمز العلاقة المناسب < أو > أو =

٦




٨

٨



٨

٨



٦








بند

بند (۳-۵)







تسعة



أكمل




استكمل رسم العناصر بحسب العدد الموضح رمزه




٩

استكمل رسم العناصر بحسب العدد الموضح رمزه

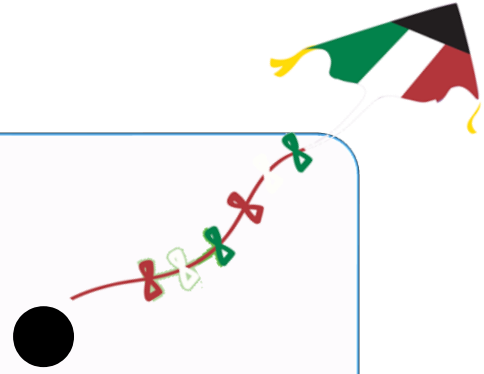


٩

أيهما أكبر: ٩ أم ٦؟ وضح إجابتك بالرسم



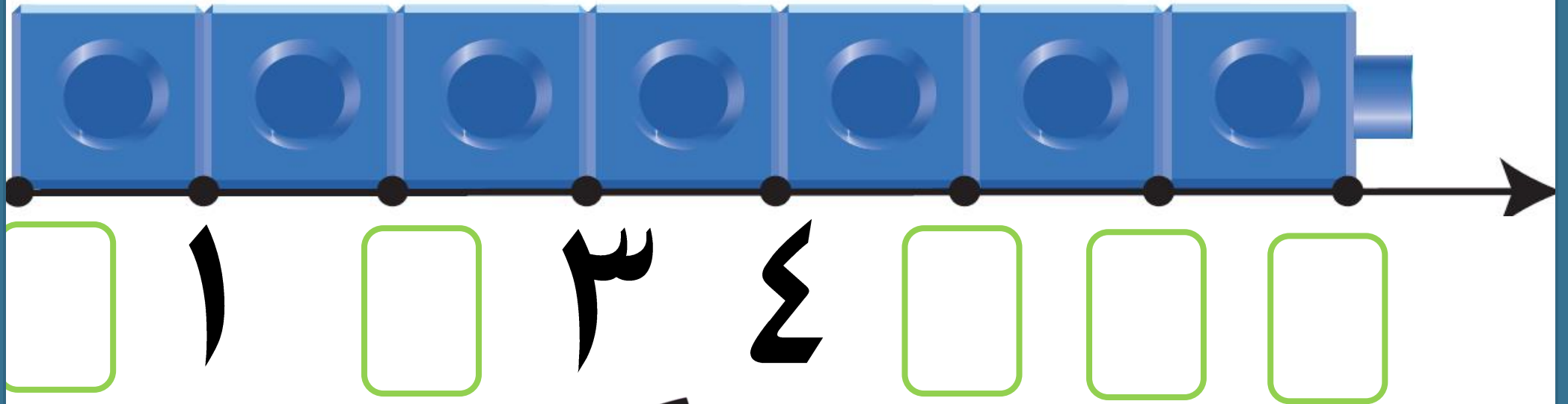
العدد ١٠







بند (١-٣)



أكمل. حدّد موقع العدد صفر على خط الأعداد





اكتب عدد احك قصة رياضية عما تشاهده




قارن . اكتب رمز العلاقة المناسب < أو > أو =

)



٦



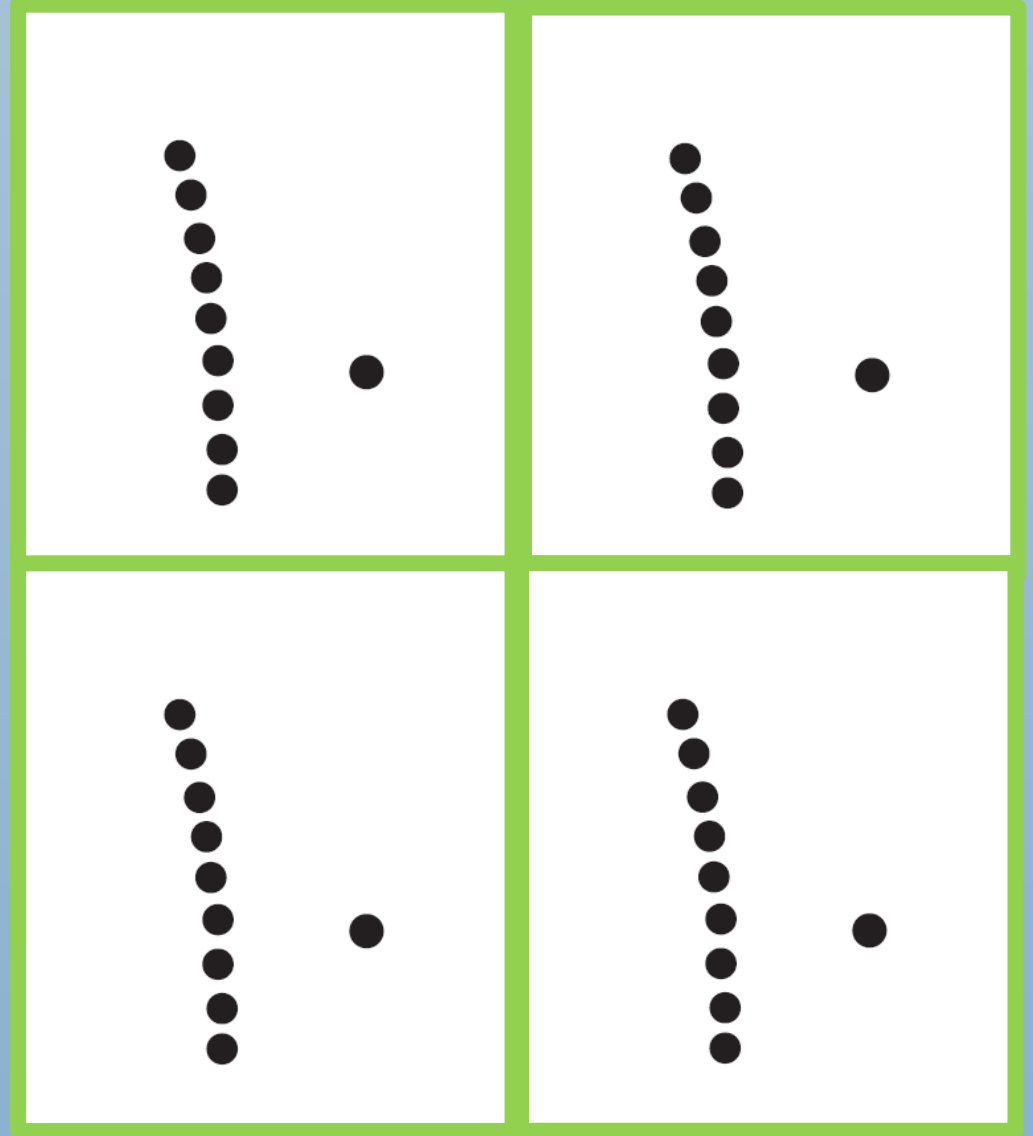


بند (۷-۳)





عَشْرَةٌ




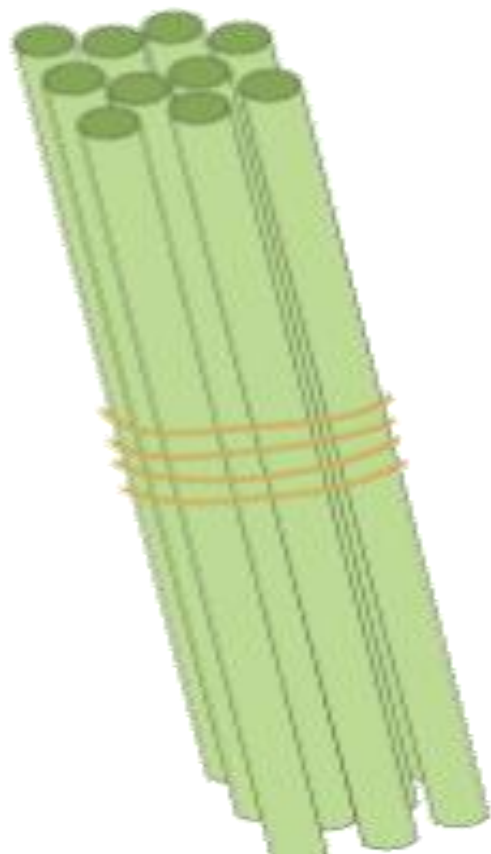
أكمل. حدد موقع العدد ٠ على خط الأعداد





٠ ١ ٢ ٣ ٤

□ □ □ □ □ □



اكتب رمز العدد الممثل





اكتب رمز العدد الممثل



اكتب رمز العدد الممثل







لإيجاد طرق




استخدم




مختلفة لتكوين العدد .



المنزل




بند (۳-۸)






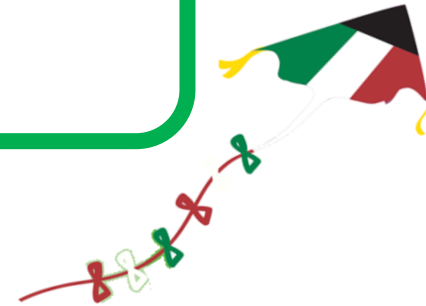

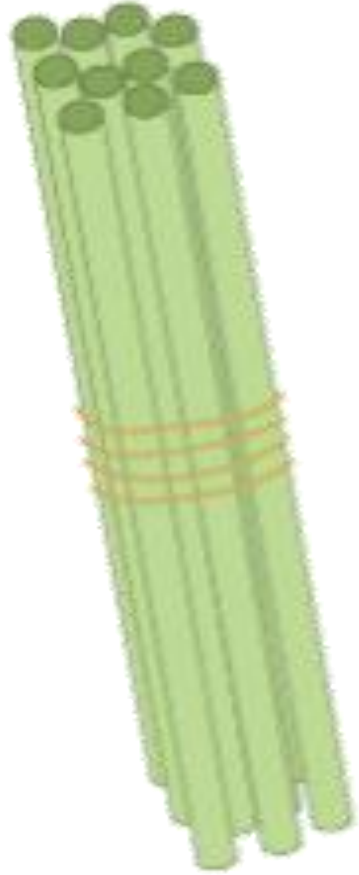
أَحَدَ عَشَرَ






أكمل. حدد موقع العدد (ا على خط الأعداد





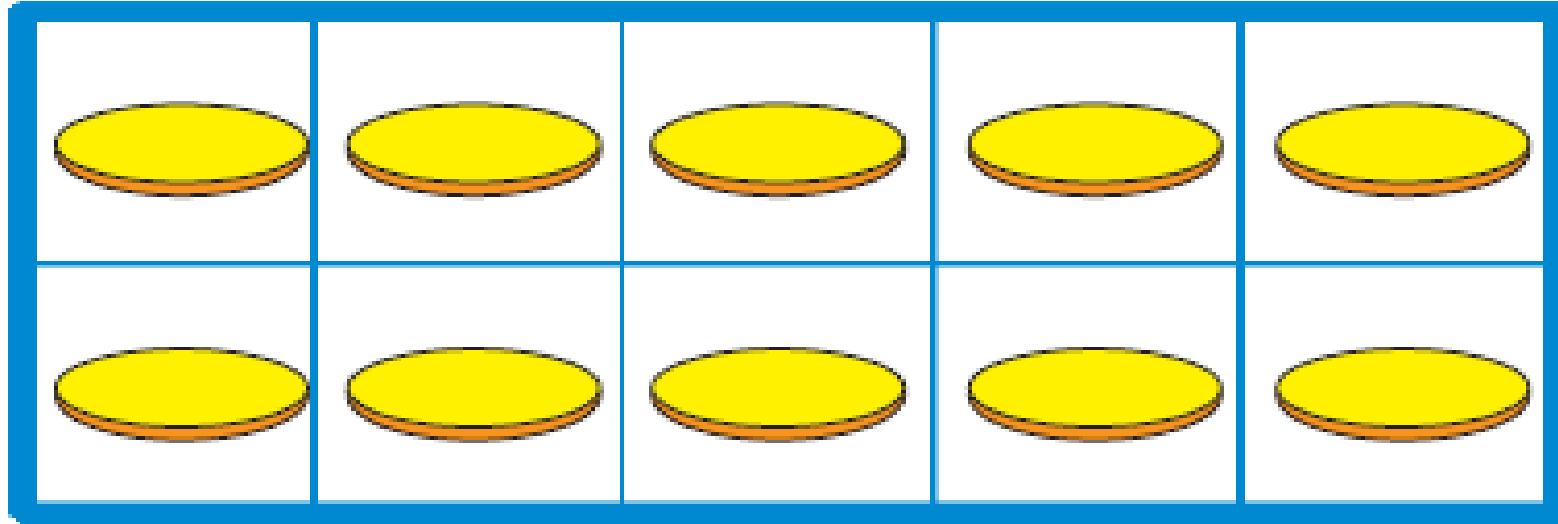
اكتب رمز العدد الممثل





اكتب رمز العدد الممثل





اكتب رمز العدد الممثل

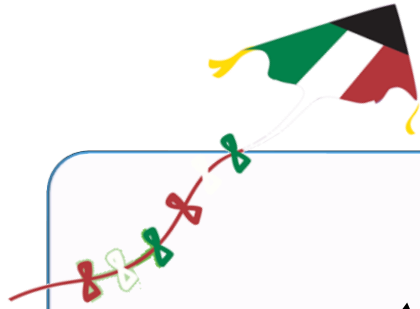


استكمل رسم العناصر بحسب العدد الموضح رمزه



استكمل رسم العناصر بحسب العدد الموضح رمزه







بند


بند (۳-۹)







اثنَا عَشَرَ


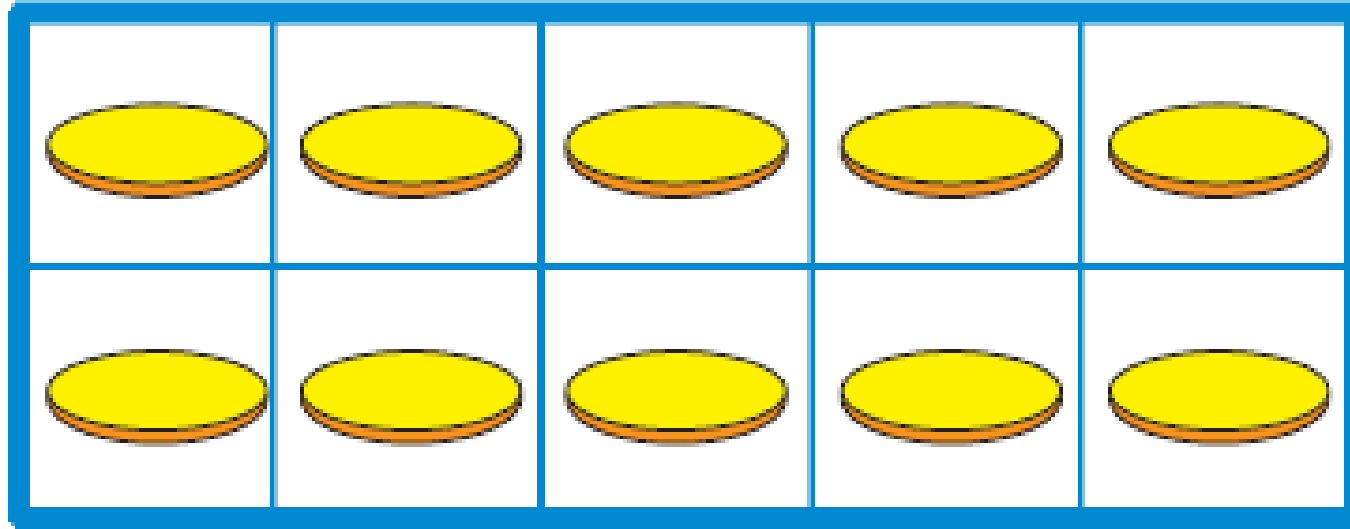
أكمل





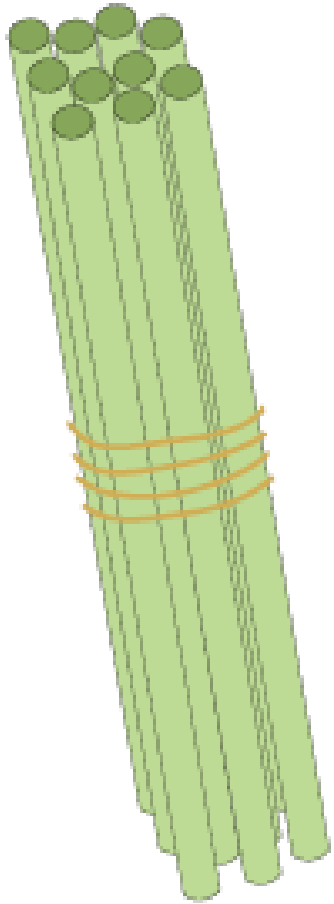
اكتب رمز العدد الممثل





اكتب رمز العدد الممثل



اكتب رمز العدد الممثل



لإيجاد طرق



استخدم



مختلفة لتكوين العدد ١٢

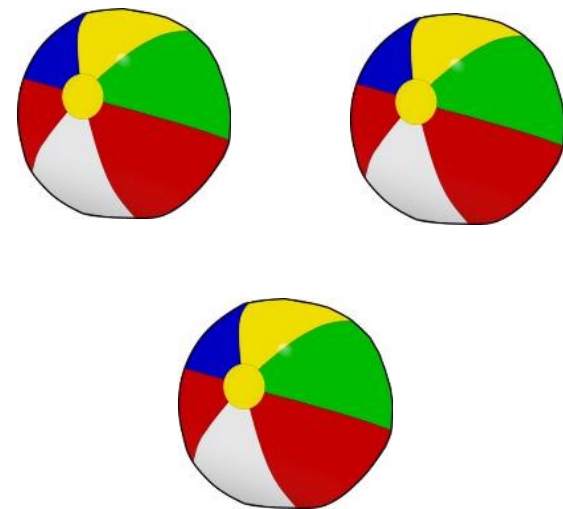
١٢

١٢

٩



٥

استكمل رسم العناصر بحسب العدد الموضح رمزه




١٦

استكمل رسم العناصر بحسب العدد الموضح رمزه



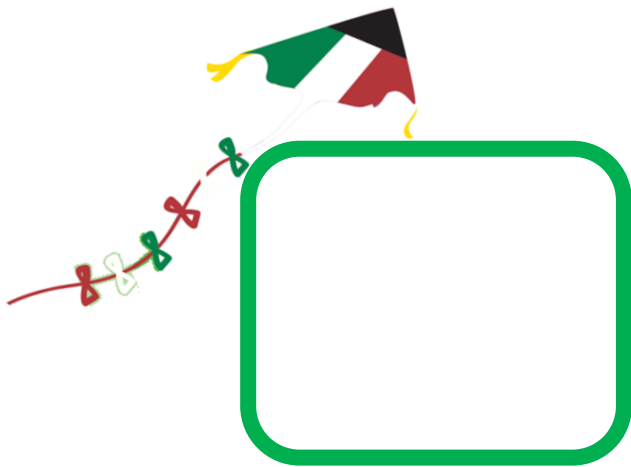
• مراجعة الوحدة الثالثة














بند (٣-١٠)



عد ثم اكتب رمز العدد



عد ثم اكتب رمز العدد



حوط رمز العدد المناسب



٩

٨

٦

حوط رمز العدد المناسب



)

٢

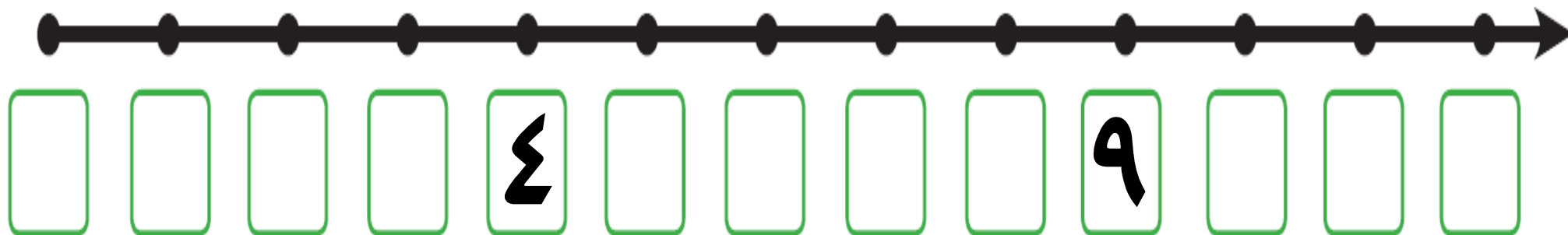
)

)


)

•


أكمل. حدد موقع الأعداد من ٠ إلى ١٠ على خط الأعداد



استكمل رسم العناصر بحسب العدد الموضح رمزه



استكمل رسم العناصر بحسب العدد الموضح رمزه



استخدم ● ● لإيجاد طرق

لتكوين الأعداد التالية .


١٢

١٠

٨

قارن . اكتب رمز العلاقة المناسب < أو > أو =


١٢



١٠



٦



٩