


Grade 1 pamphlet  
2023 – 2024 - First semester

Teachers:

Nadia Al-Mouwazri  
Noor Al-Mulla

HOD:

Dalal AlAsousi  
Principal:  
Amani AlMeteb



## جدول متابعة الطالبة

التوقيع	الدرجة	التقييم	Pamphlet المذكرة	Notebook دفتر الفصل	HW Book كتاب الخط	Work Book	Pupil's Book	
		○ مجهود رائع و مميز ○ خطك جميل و مرتب ○ أكلي الناقص ○ صحي الخطأ ○ حسني خطك و أكتبي بين الأسطر						Week 1
		○ مجهود رائع و مميز ○ خطك جميل و مرتب ○ أكلي الناقص ○ صحي الخطأ ○ حسني خطك و أكتبي بين الأسطر						Week 2
		○ مجهود رائع و مميز ○ خطك جميل و مرتب ○ أكلي الناقص ○ صحي الخطأ ○ حسني خطك و أكتبي بين الأسطر						Week 3
		○ مجهود رائع و مميز ○ خطك جميل و مرتب ○ أكلي الناقص ○ صحي الخطأ ○ حسني خطك و أكتبي بين الأسطر						Week 4
		○ مجهود رائع و مميز ○ خطك جميل و مرتب ○ أكلي الناقص ○ صحي الخطأ ○ حسني خطك و أكتبي بين الأسطر						Week 5
		○ مجهود رائع و مميز ○ خطك جميل و مرتب ○ أكلي الناقص ○ صحي الخطأ ○ حسني خطك و أكتبي بين الأسطر						Week 6
		○ مجهود رائع و مميز ○ خطك جميل و مرتب ○ أكلي الناقص ○ صحي الخطأ ○ حسني خطك و أكتبي بين الأسطر						Week 7
		○ مجهود رائع و مميز ○ خطك جميل و مرتب ○ أكلي الناقص ○ صحي الخطأ ○ حسني خطك و أكتبي بين الأسطر						Week 8
		○ مجهود رائع و مميز ○ خطك جميل و مرتب ○ أكلي الناقص ○ صحي الخطأ ○ حسني خطك و أكتبي بين الأسطر						Week 9
		○ مجهود رائع و مميز ○ خطك جميل و مرتب ○ أكلي الناقص ○ صحي الخطأ ○ حسني خطك و أكتبي بين الأسطر						Week 10

		<input type="checkbox"/> مجهود رائع و مميز <input type="checkbox"/> خطك جميل و مرتب <input type="checkbox"/> أكمل الناقص <input type="checkbox"/> صحي الخطأ <input type="checkbox"/> حسني خطك و أكتبي بين الأسطر						Week 11
		<input type="checkbox"/> مجهود رائع و مميز <input type="checkbox"/> خطك جميل و مرتب <input type="checkbox"/> أكمل الناقص <input type="checkbox"/> صحي الخطأ <input type="checkbox"/> حسني خطك و أكتبي بين الأسطر						Week 12

### جدول درجات الاختبارات

اختبار الكتابة	اختبار القراءة	تقييم تحصيلي 3	تقييم تحصيلي 2	تقييم تحصيلي 1

### جدول درجات الاملاء

املاء 6	املاء 5	املاء 4	املاء 3	املاء 2	املاء 1

ملاحظات:



# DICTATION



Name : .....

Class: .....

Date:.....	
1-.....	4
2-.....	
Date:.....	
1-.....	4
2-.....	
Date:.....	
1-.....	4
2-.....	
Date:.....	
1-.....	4
2-.....	
Date:.....	
1-.....	4
2-.....	
Date:.....	
1-.....	4
2-.....	
Date:.....	
1-.....	4
2-.....	



# DICTATION





























Name : .....

Class : .....

Date:..... 1-..... 2-.....	4
Date:..... 1-..... 2-.....	4
Date:..... 1-..... 2-.....	4
Date:..... 1-..... 2-.....	4
Date:..... 1-..... 2-.....	4
Date:..... 1-..... 2-.....	4
Date:..... 1-..... 2-.....	4
Date:..... 1-..... 2-.....	4

# Alphabet Chart

<b>Aa</b> 	<b>Bb</b> 	<b>Cc</b> 
<b>Dd</b> 	<b>Ee</b> 	<b>Ff</b> 
<b>Gg</b> 	<b>Hh</b> 	<b>Ii</b> 
<b>Jj</b> 	<b>Kk</b> 	<b>Ll</b> 
<b>Mm</b> 	<b>Nn</b> 	<b>Oo</b> 
<b>Pp</b> 	<b>Qq</b> 	<b>Rr</b> 
<b>Ss</b> 	<b>Tt</b> 	<b>Uu</b> 
<b>Vv</b> 	<b>Ww</b> 	<b>Xx</b> 
<b>Yy</b> 	<b>Zz</b> 	


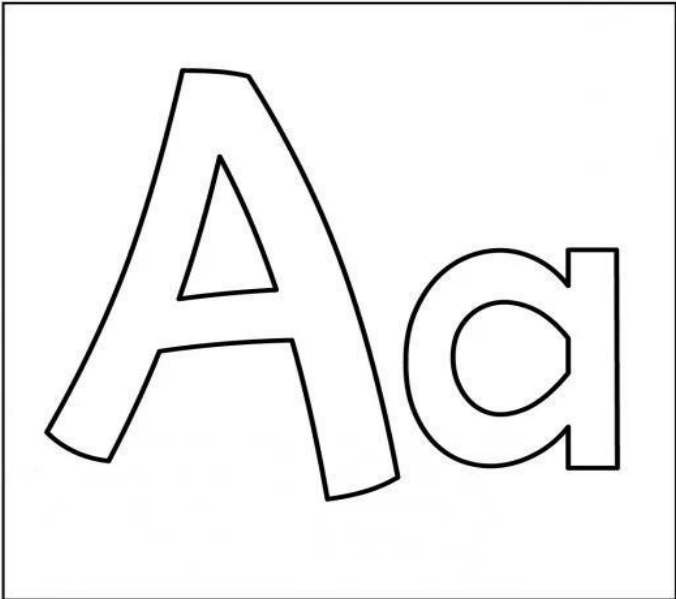
# Unit 1

No	Vocabulary	Meaning
1	hello	مرحبا
2	hi	مرحبا
3	school	مدرسه
4	Numbers 1 - 5	الأرقام من 1 - 5
5	teacher	معلمه
6	goodbye	مع السلامه
7	Muslim	مسلم
8	yes	نعم
9	sister	أخت
10	apple	تفاح
11	no	لا



# Alphabet Worksheet

Name: \_\_\_\_\_


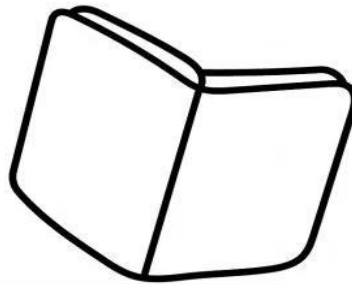



Trace Write




1 2 3

1 2

Color the image that starts with letter Aa.




Color the circles with the letter Aa.





# Alphabet Worksheet

Name: \_\_\_\_\_



Trace Write

S S S S

s s s s

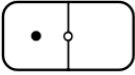
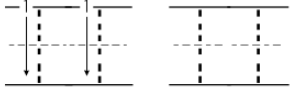

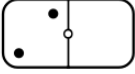
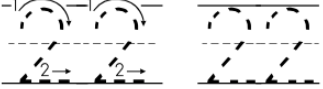
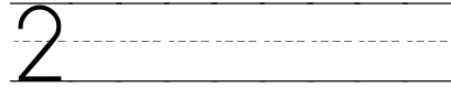
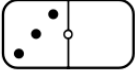
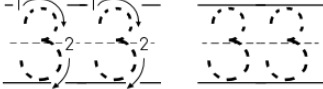
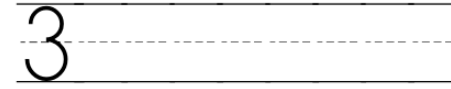
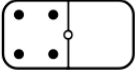
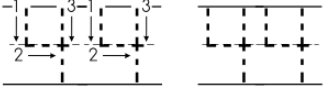
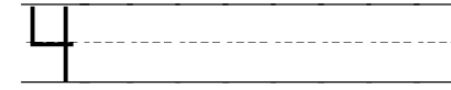
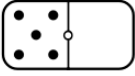
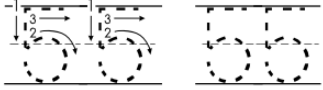

Color the image that starts with letter Ss.

The image contains three line drawings: a ladybug on the left, a smiling sun with a tongue sticking out in the middle, and an apple with a single leaf on the right.

Color the circles with the letter Ss.

S Z S a S P s








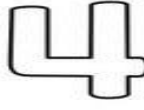




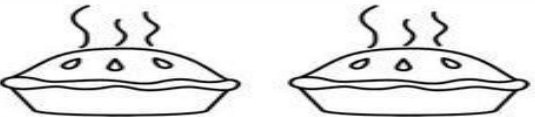
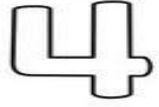


Trace and copy the following numbers:

Name: \_\_\_\_\_

# Count and Color 1-3

Directions: Count the items in each row. Color the correct number.


			
			
			
			

## I. Reading


A) Match upper and lower case letters:

	A	S	
t	a	s	

B) Circle the correct word:





bat - ant - sad



sat - rat - hat

C) Match letters/numbers to pictures:

S	2	5
		

# Writing

A) Copy the following letters / numbers / words:

S

a


A

1


3

5

B- Write the initial missing letters in words :



un



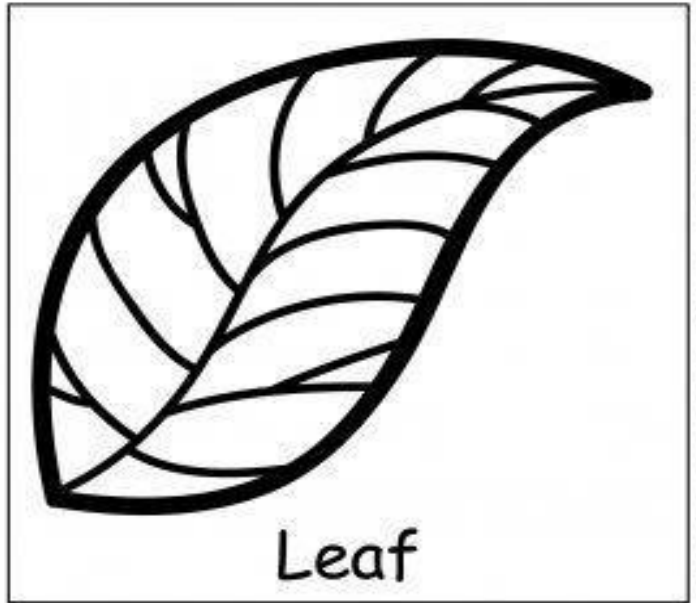

pple





# Unit 2

No	Vocabulary	Meaning
1	ear	أذن
2	mouth	فم
3	toes	اصابع القدم
4	nose	أنف
5	leg	رجل
6	touch	يلمس
7	hand	يد
8	arm	ذراع
9	foot	قدم
10	head	رأس
11	face	وجه
12	eye	عين



# Alphabet Worksheet

Name: \_\_\_\_\_




Trace	Write
	
	

Color the image that starts with letter Ll.



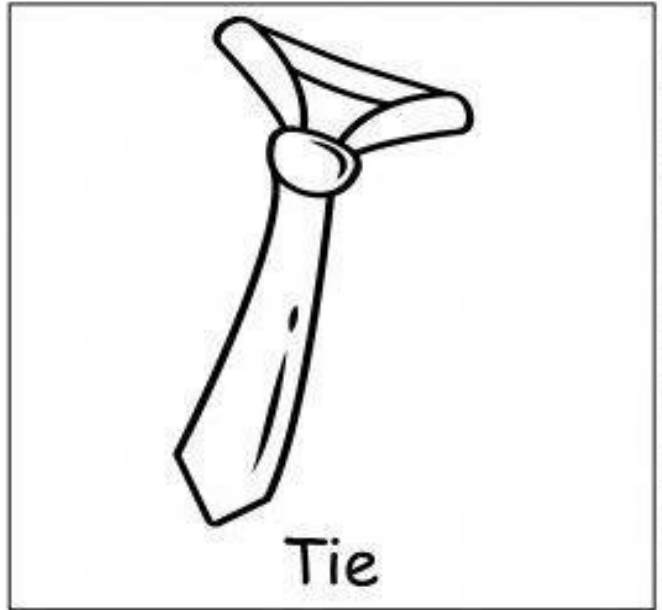

Color the circles with the letter Ll.


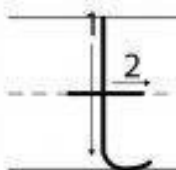





# Alphabet Worksheet

Name: \_\_\_\_\_

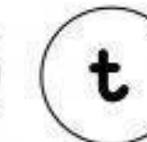


	Trace	Write
		

Color the image that starts with letter Tt.




Color the circles with the letter Tt.



# Alphabet Worksheet

Name: \_\_\_\_\_

Hh




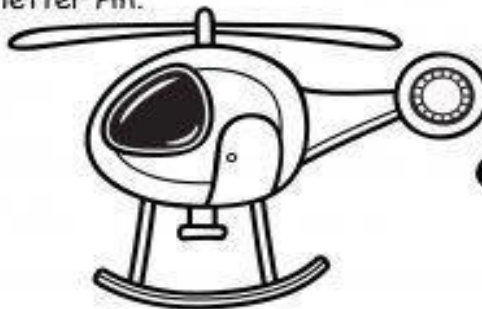
Hammer

Trace

Write

Tracing and writing practice for the letter Hh. The top row shows the stroke order for uppercase H: stroke 1 is a vertical line down on the left, stroke 2 is a vertical line down on the right, and stroke 3 is a horizontal line connecting them. The bottom row shows the stroke order for lowercase h: stroke 1 is a vertical line down, and stroke 2 is a curved line starting from the top of stroke 1, arching over and then curving down to the right. Both rows include a dashed line for the middle and a solid line for the bottom. The 'Write' section has two red dots on the top line of the writing area.

Color the image that starts with letter Hh.



Color the circles with the letter Hh.

A row of seven circles containing the following letters: H, R, h, u, H, z, h.

# Reading


A) Match upper and lower case letters:

A	H	T	L	
t	a	l	h	s

B) Circle the correct word:







eye - sun - head



arm - ant - tree

C) Match letters/numbers to pictures:

l	h	t	
			

# Writing

A) Copy the following letters / numbers / words:

L

t


h

hat

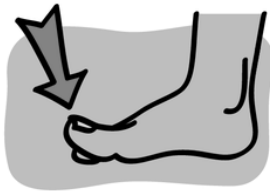
leg

touch


B- Write the initial missing letters in words :



at



oe





emon

# Unit 3

No	Vocabulary	Meaning
1	camera	كاميره
2	family	عائله
3	Mother	ام
4	Father	اب
5	Brother	اخ
6	Sister	اخت
7	read	يقرأ
8	Quran	قرءان
9	mosque	مسجد
10	pray	يصلي
11	house	منزل
12	ball	كره
13	six	6
14	seven	7
15	eight	8
16	nine	9
17	ten	10

# Alphabet Worksheet

Name: \_\_\_\_\_



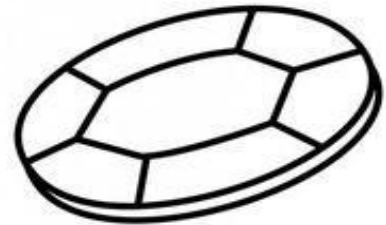
Trace Write

1 2 3



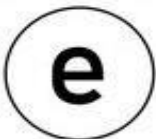

2

Tracing practice for uppercase N and lowercase n. The uppercase section shows a stroke order diagram (1: vertical down, 2: diagonal down-right, 3: vertical up) followed by three dotted Ns for tracing and two blank lines with red starting dots for independent writing. The lowercase section shows a stroke order diagram (1: vertical down, 2: curve) followed by three dotted ns for tracing and two blank lines with red starting dots for independent writing.

Color the image that starts with letter Nn.




Color the circles with the letter Nn.



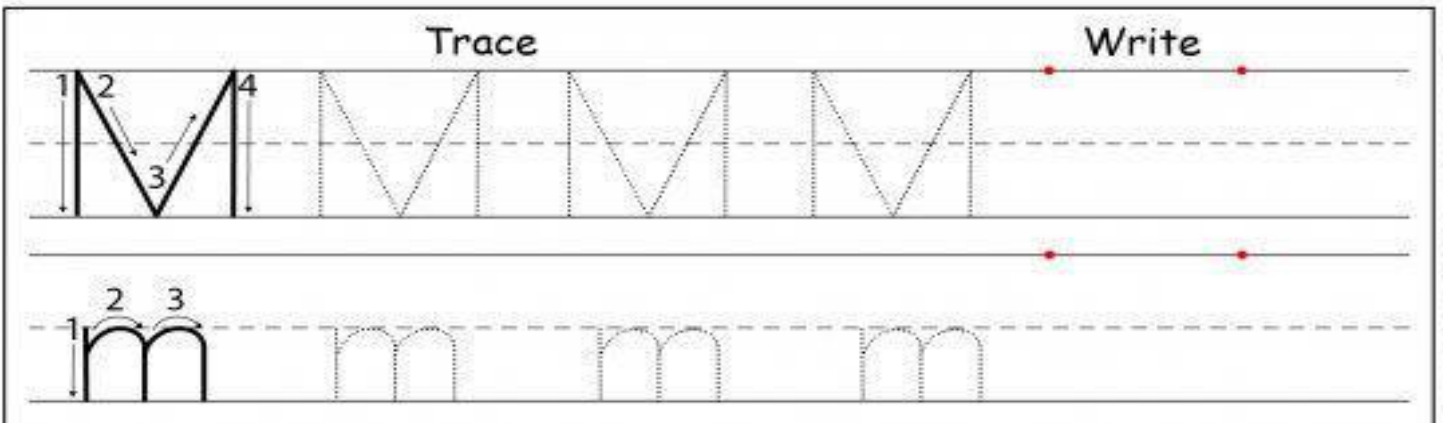


# Alphabet Worksheet



Name: \_\_\_\_\_



Trace Write



Color the image that starts with letter Mm.



Color the circles with the letter Mm.





# Reading

A) Match upper and lower case letters:



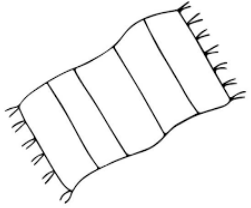
T	M	H	N	
n	h	r	t	a

B) Circle the correct word:


neck      nine      nail


mother      mat      mud

C) Match letters / numbers to pictures

m	n	
		

# Writing

A) Copy the following letters / numbers / words:

M

n


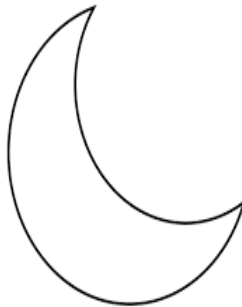
m

mat

nest

map

B- Write the initial missing letters in words :



ilk

oon

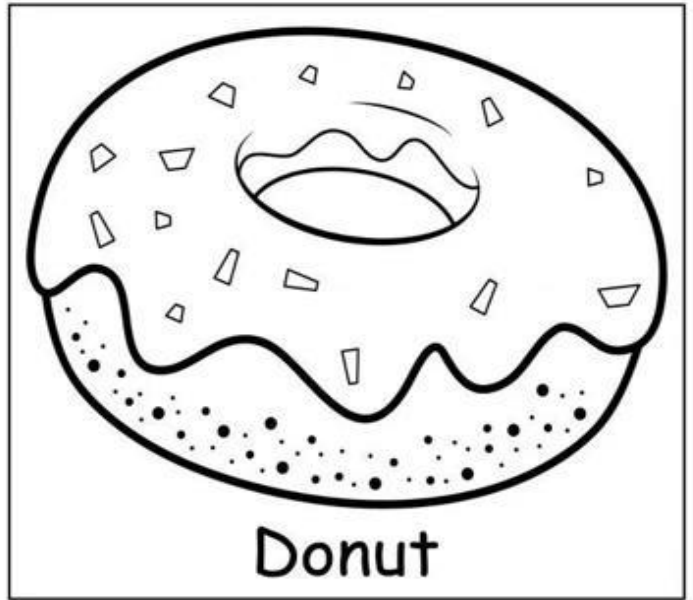

ine

# Unit 4

No	Vocabulary	Meaning
1	sofa	أريكة
2	computer	حاسوب
3	chair	كرسي
4	table	طاولة
5	door	باب
6	drink	مشروب
7	kitchen	مطبخ
8	fridge	ثلاجة
9	in	في
10	bed	سرير
11	bedroom	غرفة نوم
12	wall	جدار
13	cook	يطبخ
14	eat	ياكل
15	grey	رمادي
16	white	أبيض
17	yellow	أصفر
18	pink	وردي
19	black	أسود
20	red	أحمر
21	green	أخضر
22	blue	أزرق

# Alphabet Worksheet

Name: \_\_\_\_\_




Trace

Write

Tracing and writing practice for uppercase D and lowercase d. The uppercase row shows a solid D with stroke order arrows (1: vertical line down, 2: curve), followed by three dashed Ds for tracing, and two blank lines with red starting dots for writing. The lowercase row shows a solid d with stroke order arrows (1: counter-clockwise circle, 2: vertical line down), followed by three dashed ds for tracing, and two blank lines with red starting dots for writing.

Color the image that starts with letter Dd.



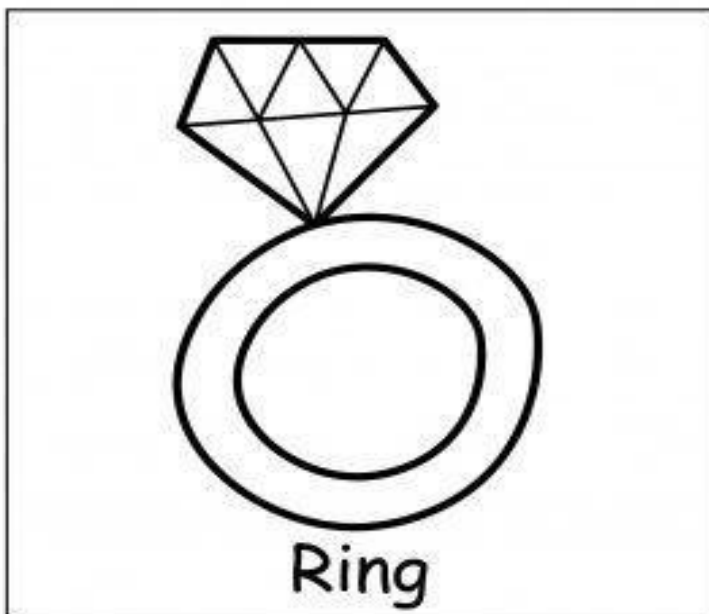

Color the circles with the letter Dd.





# Alphabet Worksheet

Name: \_\_\_\_\_



Trace Write

1 2 3

2

Tracing practice for uppercase R and lowercase r on a three-line grid. The first row shows a solid R with stroke order numbers 1, 2, and 3, followed by four dashed R's for tracing. The second row shows a solid r with stroke order number 2, followed by four dashed r's for tracing. Red dots on the top and bottom lines indicate starting points for independent writing.

Color the image that starts with letter Rr.

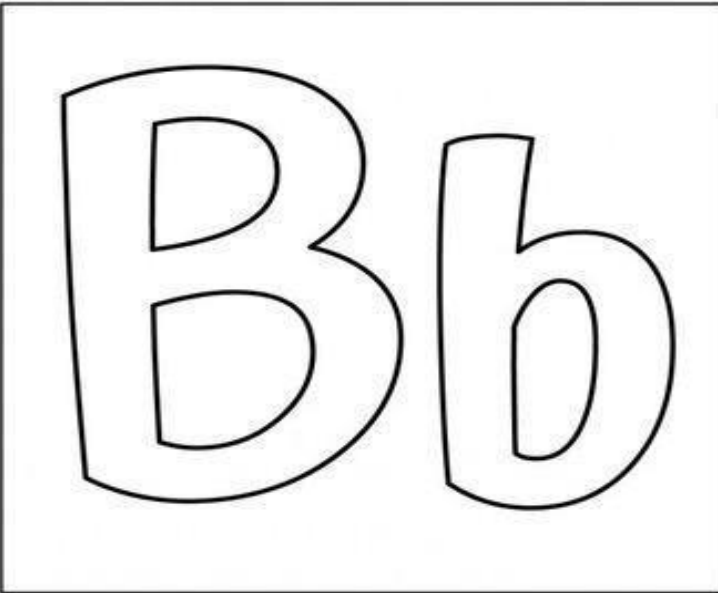
Color the circles with the letter Rr.

R z r n R i r



# Alphabet Worksheet

Name: \_\_\_\_\_




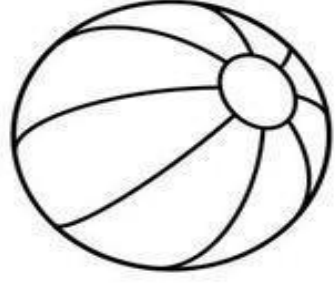
Trace Write

1 2 3

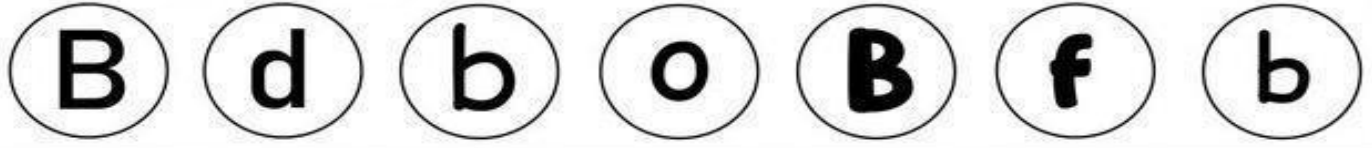
1 2

Tracing practice for uppercase B and lowercase b on a three-line grid. The first row shows the stroke order for uppercase B (1: vertical down, 2: top curve, 3: bottom curve) followed by three dotted B's for tracing. The second row shows the stroke order for lowercase b (1: vertical down, 2: counter-clockwise circle) followed by three dotted b's for tracing. Red dots on the right side of the grid indicate starting points for independent writing.

Color the image that starts with letter Bb.



Color the circles with the letter Bb.

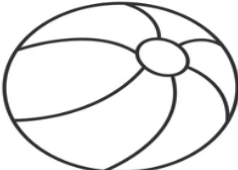



# Reading

A) Match upper and lower case letters:



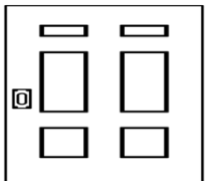
D	R	B	N	
b	r	n	d	m

B) Circle the correct word:

		
ball	bedroom	bat

		
rat	room	run

C) Match letters / numbers to pictures

d	b	
		

# Writing

A) Copy the following letters / numbers / words:

B

r

d

blue

red

door

B- Write the initial missing letters in words :



at

ad

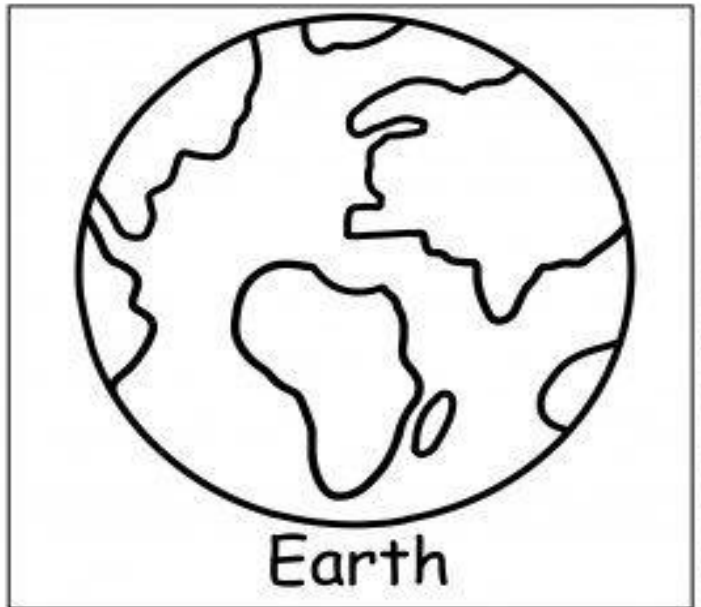

ed

# Unit 5

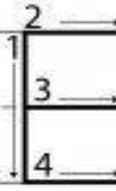




No	Vocabulary	Meaning
1	banana	موز
2	burger	برجر
3	chocolate	شوكولاته
4	date	تمر
5	egg	بيض
6	orange	برتقال
7	pizza	بيتزا
8	honey	عسل
9	ice cream	مثلجات
10	on	فوق
11	sandwich	ساندويتش

# Alphabet Worksheet

Name: \_\_\_\_\_



Trace Write

Color the image that starts with letter Ee.



Color the circles with the letter Ee.







# Alphabet Worksheet

HOMEMADEHEATHER.COM

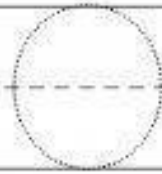
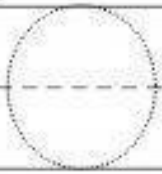
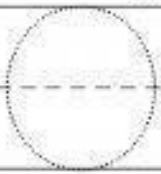
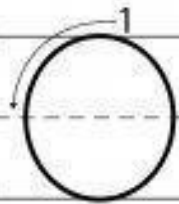
Name: \_\_\_\_\_




Onion

Trace


Write



Color the image that starts with letter Oo.



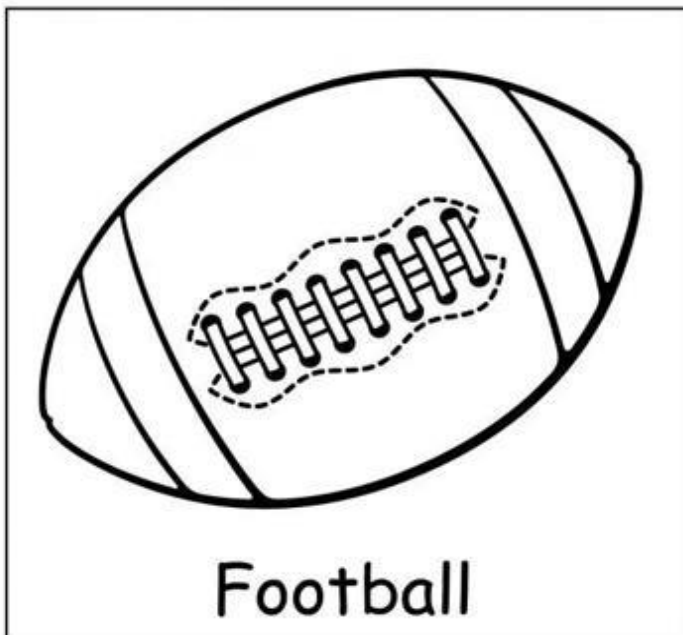

Color the circles with the letter Oo.





# Alphabet Worksheet

Name: \_\_\_\_\_




Trace Write

1 2 3

1 2

Color the image that starts with letter Ff.



Color the circles with the letter Ff.



# Reading

A) Match upper and lower case letters:

E

O

B

F

o


f

b

r

e

B) Circle the correct word:



egg

ear

eat



oil

on



ox

C) Match letters / numbers to pictures:

o

e

f



# Writing

A) Copy the following letters / numbers / words:

E

o

f

egg

on

four


B) Write the initial missing letters in words :



ar



il



an