

Bridge to Success

Learner's Book

1

Bridge to Success is an exciting, language-rich English course, which has been developed with the Ministry of Education to ensure a solid basis for learners of English as a Second Language in the United Arab Emirates. This edition covers the first term of Grade 1.

This book sets out to:

- build and develop foundation literacy skills
- build and develop foundation handwriting skills
- build and develop foundation speaking and listening skills
- cover standards for Grade 1 set out in the United Arab Emirates Ministry of Education English as an International Language Standards Framework.

Thomaï Alexiou, Nick Beare, Liz Kilby and Roberta Calderbank

Bridge to Success

Learner's Book Term 2

1





United Arab Emirates
Ministry of Education



Bridge to Success

Learner's Book



Term 2 material 2017

CAMBRIDGE
UNIVERSITY PRESS

University Printing House, Cambridge CB2 8BS, United Kingdom

Cambridge University Press is part of the University of Cambridge.

It furthers the University's mission by disseminating knowledge in the pursuit of education, learning and research at the highest international levels of excellence.

© United Arab Emirates Ministry of Education 2017

This publication is in copyright. Subject to statutory exception and to the provisions of relevant collective licensing agreements, no reproduction of any part may take place without the written permission of Cambridge University Press.

First published 2017

Printed in the United Arab Emirates

ISBN XXXXXXXXXXXX Grade 1 Learner's Book

Cambridge University Press has no responsibility for the persistence or accuracy of URLs for external or third-party internet websites referred to in this publication, and does not guarantee that any content on such websites is, or will remain, accurate or appropriate.

Acknowledgements

The authors and publishers acknowledge the following sources of copyright material and are grateful for the permissions granted. While every effort has been made, it has not always been possible to identify the sources of all the material used, or to trace all copyright holders. If any omissions are brought to our notice, we will be happy to include the appropriate acknowledgements on reprinting.

Photographs

Images throughout are sourced from: Alamy, Shutterstock, Getty Images, Corbis.

Welcome to *Bridge to Success*

Bridge to Success is a 12-grade course for learners of English as a second language (ESL). The 12 grades range from the beginning of cycle 1 to the end of cycle 3.

Bridge to Success Grade 1 consists of nine thematic units of study, which include a range of activities, text types and objectives, split over three terms.




The materials reflect the following principles:

- **An Emirati focus, with an international perspective.** Specifically developed for young learners throughout the United Arab Emirates, the themes, situations and literature covered by *Bridge to Success* strive to reflect the Emirati context and encourage learners' curiosity about the wider world. This fosters respect and interest in other cultures and leads to awareness of global citizenship.
- **An enquiry-based, language-rich approach to learning.** *Bridge to Success* engages children as active, creative learners. As learners participate in a wide variety of curriculum-based activities, they simultaneously acquire content knowledge, develop critical-thinking skills and practise English language and literacy. The materials incorporate a 'learning to learn' approach, helping children acquire skills and strategies that will help them approach new learning situations with confidence.

- **English for educational success.** To meet the challenges of the future, children need to develop facility with both conversational and academic English. From the earliest stage, *Bridge to Success* addresses both these competencies. *Bridge to Success* presents authentic listening and reading texts, writing tasks, and end-of-unit projects similar to those learners might encounter in English-medium and international schools.

In addition to this Learner's Book, the accompanying Activity Book provides additional support, reinforcement and practice. Comprehensive support for teachers is provided in the Teacher's Guide.

The following icons are used in this Learner's Book:

-  1 pre-recorded listening activity
-  pairwork or small group speaking activity (not mediated by teacher)
-  21st links to 21st Century Themes and/or Skills

We hope that you and your learners will enjoy using these materials as much as we enjoyed developing them for you.

The *Bridge to Success* team

Table of contents

Introduction i

Unit 5 **My body**

Lesson 1	Look at me!	89
Lesson 2	My colours	90
Lesson 3	My shapes	91
Lesson 4	My letters	92
Lesson 5	My numbers	93
Lesson 6	My English	94
Lesson 7	My words	95
Lesson 8	My letters	96
Lesson 9	My colours	97
Lesson 10	My shapes	98
Lesson 11	My letters	99
Lesson 12	My numbers	100
Lesson 13	My English	101
Lesson 14	My crafts	102
Lesson 15	My letters	103
Lesson 16	My words	104
Lesson 17	My English	105
Lesson 18	My storytime	106
Lesson 19	Goodbye	107
Lesson 20	Project	108

Unit 6 Our senses

Lesson 1	I can see the flowers!	109
Lesson 2	My colours	110
Lesson 3	My letters	111
Lesson 4	My numbers	112
Lesson 5	My words	113
Lesson 6	My English	114
Lesson 7	My crafts	115
Lesson 8	My colours	116
Lesson 9	My letters	117
Lesson 10	My numbers	118
Lesson 11	My words	119
Lesson 12	My English	120
Lesson 13	My letters	121
Lesson 14	My crafts	122
Lesson 15	My numbers	123
Lesson 16	My letters	124
Lesson 17	My English	125
Lesson 18	My storytime	126
Lesson 19	Goodbye	127
Lesson 20	Project	128

Unit 7

How are you?

Lesson 1	I feel happy	129
Lesson 2	My colours	130
Lesson 3	My letters	131
Lesson 4	My numbers	132
Lesson 5	My words	133
Lesson 6	My English	134
Lesson 7	My crafts	135
Lesson 8	My shapes	136
Lesson 9	My letters	137
Lesson 10	My numbers	138
Lesson 11	My words	139
Lesson 12	My English	140
Lesson 13	My letters	141
Lesson 14	My crafts	142
Lesson 15	My numbers	143
Lesson 16	My letters	144
Lesson 17	My English	145
Lesson 18	My storytime	146
Lesson 19	Goodbye	147
Lesson 20	Project	148



Lesson 1 Look at me!

66 1 Let's chant!

My hands, my arms,
My legs, my feet,
And this is my head!
Look at me!

My nose, my mouth,
My eyes, my ears,
And this is my head!
Look at me!

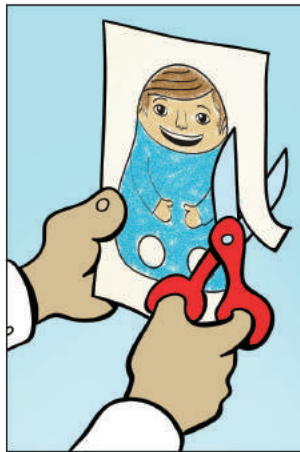


Language tip
one **foot**
two **feet**


2 Make it!



Colour.



Cut.



Play.



Lesson 2 My colours




68 1 Listen, point and say.

purple

pink

Now look, listen and answer.



69 2 Read, listen and chant.

Red and yellow and pink and green,
Purple and orange and blue.
I can sing a rainbow,
Sing a rainbow,
You can sing a rainbow, too.


Lesson 3 My shapes

21st




70 1 Listen and point. Then match.

- a yellow square
- a pink circle
- a brown triangle
- a blue square
- an orange rectangle
- a purple rectangle
- a green circle
- a black triangle




2 Make a game. Then play.



- Draw:
- 3 triangles
 - 3 rectangles
 - 3 circles
 - 3 squares.



Colour them.



Listen and play!



Lesson 4 My letters



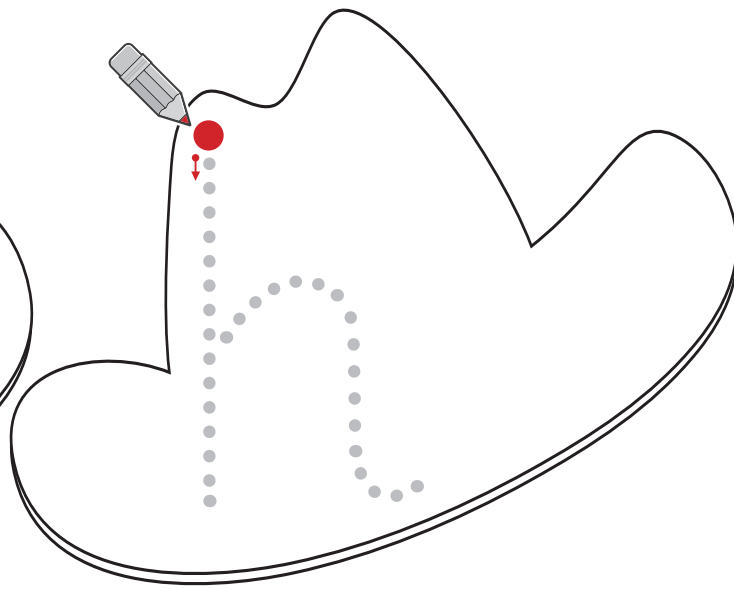
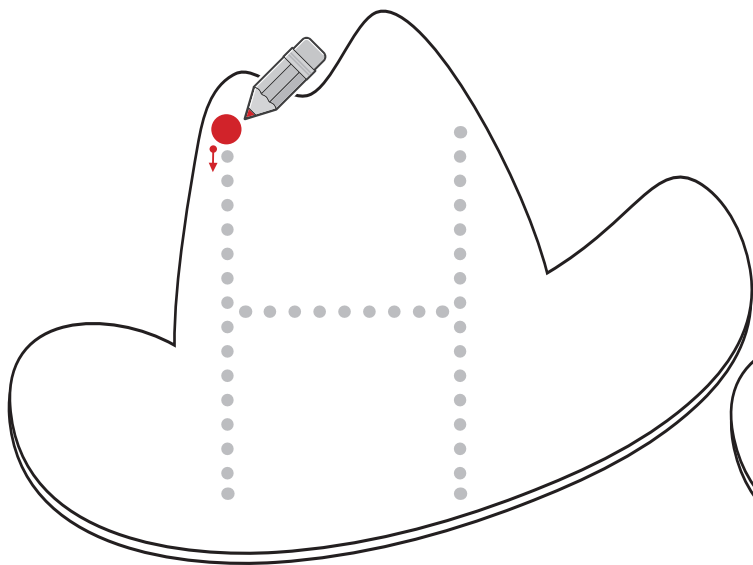
Hh

71 1 Listen and chant.

Hip the happy hippo
Has a hat on his head.
He even wears it in his bed!
Hee, hee, hee! Ho, ho, ho!
Hip the happy hippo!



2 Trace.



hippo

head

hat

hand

Lesson 5 My numbers

1 Point and say.




2 Write the numbers next to the words.

zero ___ one 1 two ___ three ___
four ___ five 5 six ___ seven 7
eight ___ nine ___ ten 10 eleven ___ twelve 12



72 3  Listen and count. Then play the game in pairs.



Lesson 6 My English



73 1 Listen, read and circle. Then say.



Is this a hand? Yes, it is. / No, it isn't.

Is this an ear? Yes, it is. / No, it isn't.



Is this a leg? Yes, it is. / No, it isn't.

Is this a head? Yes, it is. / No, it isn't.




Is this a mouth? Yes, it is. / No, it isn't.

2 Look again and say.

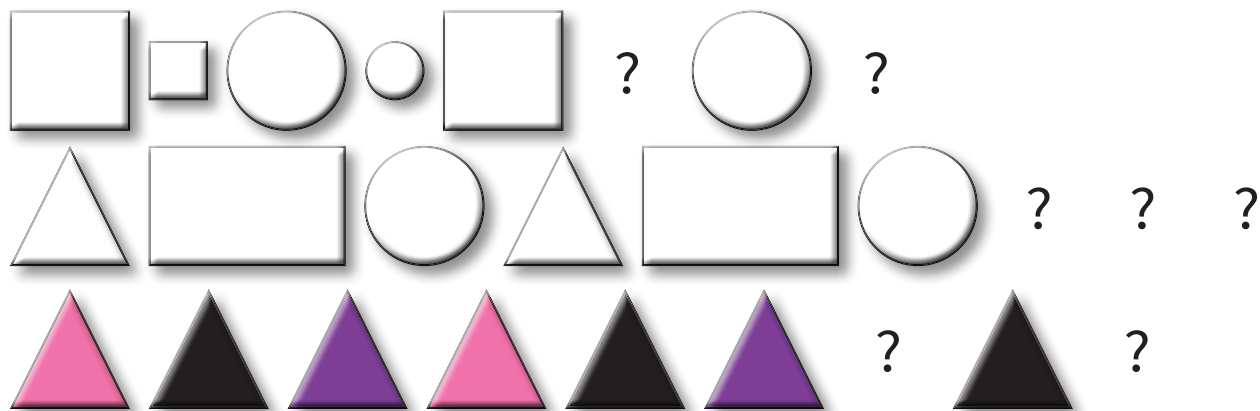
hand arm foot leg face eye ear nose mouth

74 3 Listen, read and answer.

What colour are the circles?
 What colour are the squares?
 What colour is the triangle?
 What colour is the rectangle?



4 Look and say.




Lesson 7 My words




75 1 Listen and chant.


Big or small,
Short or tall,
Let's all
Be clean!





Wash your face in the morning,
Brush your teeth, brush your hair,
Wash and brush again at night.
Be clean! That's right!




2 Match and say.



big and tall
short and small
brush your teeth



brush your hair
wash your face



Lesson 8 My letters



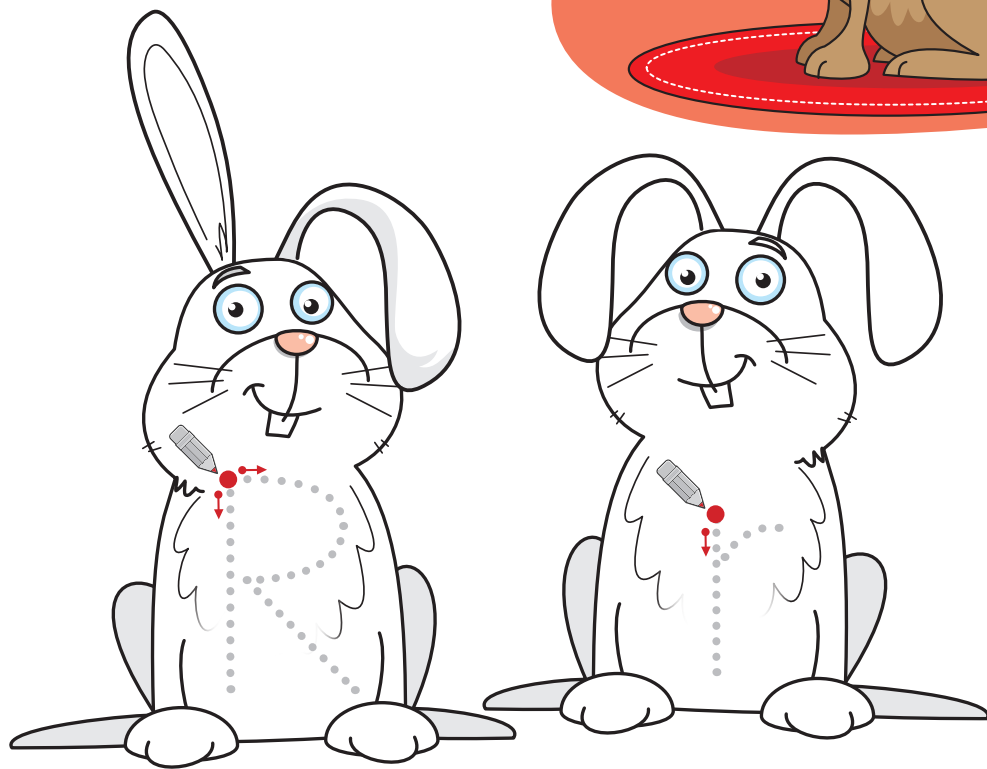

Rr

76 1 Listen and chant.

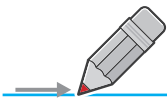
Reema the rabbit in a red room.

Run with the rabbit round the room.

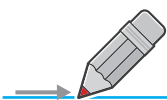
Then sit on the rug and give it a hug! *r, r, r*



2 Trace.



red rug room




rabbit rabbit

Lesson 9 My colours

- 1 Colour.
Use red, orange, yellow, green, blue and purple.




- 2 Stick.



- 3 Cut.



- 4 Push.



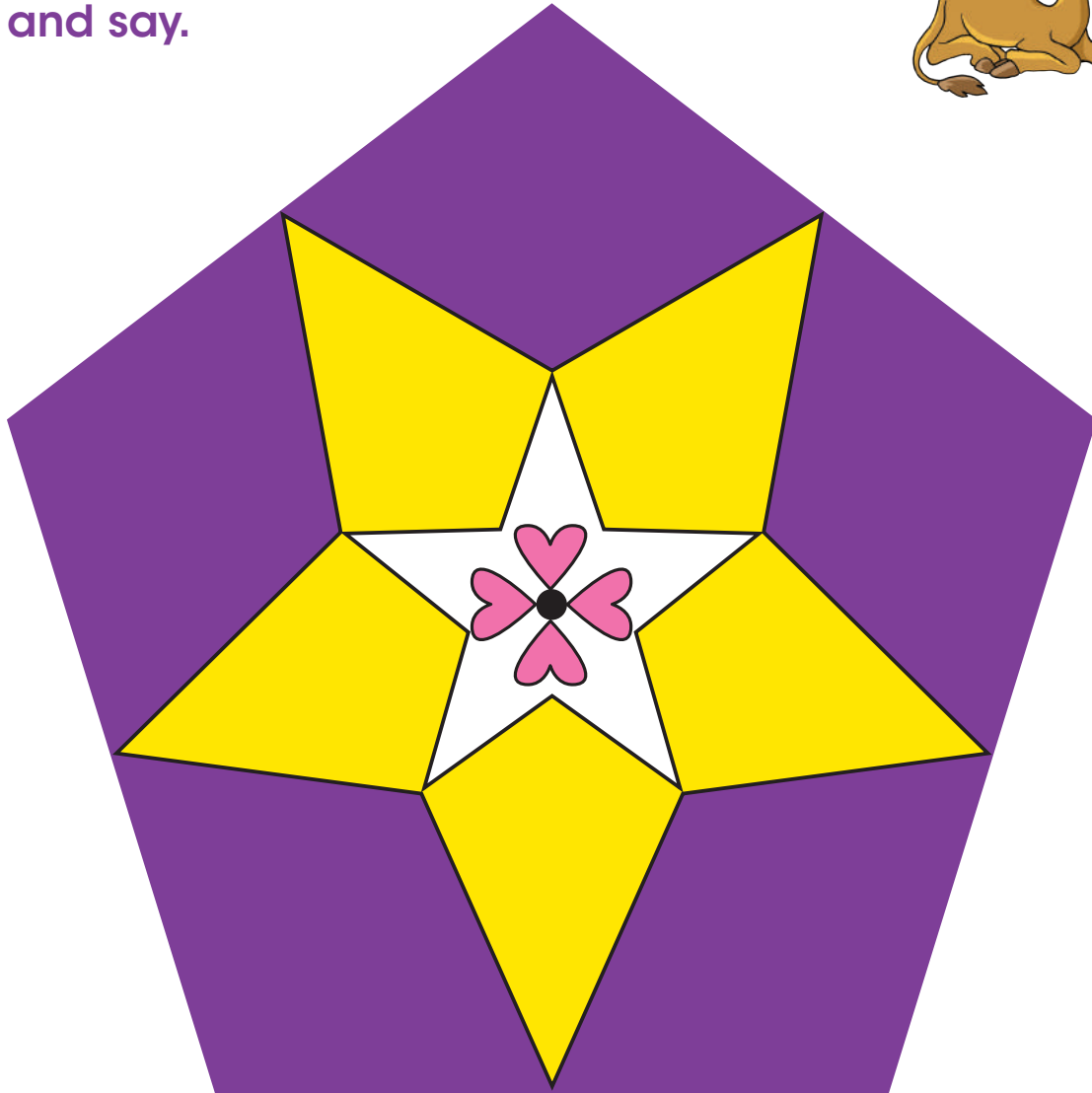
- 5 Spin!




Lesson 10 My shapes




1 Look and say.




2 Make a game. Then play.



Colour.



Cut.



Play.

Lesson 11 My letters



Bb

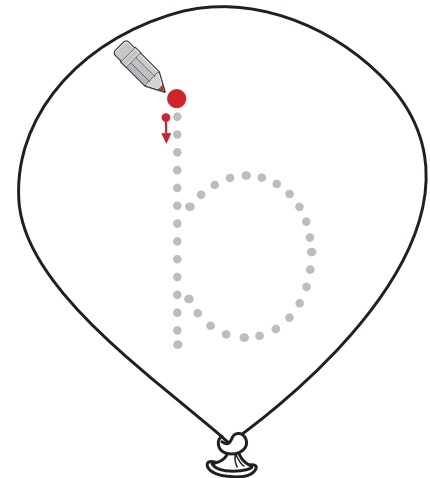
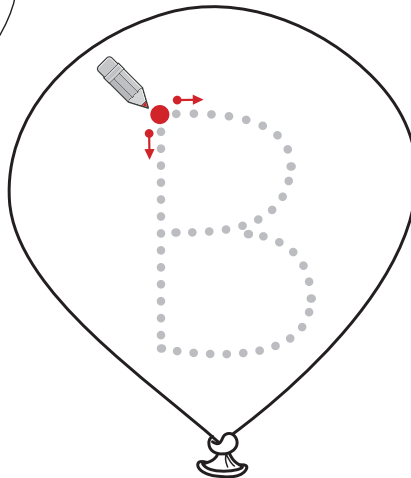
77 1 Listen and chant.

Ben the bee goes buzz, buzz.

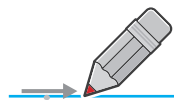
Ben rides his bike going buzz, buzz.

Look! Wow! A banana balloon!

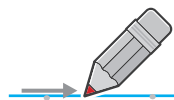
A bee on a bike with a banana balloon! *b, b, b*



2 Trace.



bee balloon



bike banana

78 3 Listen and find.

Lesson 12 My numbers



1 Write the numbers. Point and say them in order.

ten eleven 11 twelve 12

eight nine 9 seven

six four five 5

one two 2 three

79 2 Listen and point. Then chant.

One and one is two.

One and two is three.

One and nine is ten.

Listen to me!

One and six is seven.

One and seven is eight.

One and ten is eleven.


Counting is great!



Lesson 13 My English



1 Look, read and complete.




_____ your _____ in the _____ .
 _____ your _____ .
 _____ your _____ at _____ .

Brush face night
 Wash morning
 teeth
 hair Brush

2 Look, read and circle.



Is he tall? Yes, he is. / No, he isn't.



Is she short? Yes, she is. / No, she isn't.



Is it small? Yes, it is. / No, it isn't.



Is it big? Yes, it is. / No, it isn't.


80 3 Listen and answer. Then listen and check.

Is the man tall or short?
 Is the girl tall or short?

Is the elephant big or small?
 Is the ant big or small?

Lesson 14 My crafts

1 Make it!



Cut.



Colour.



Stick.



81 2 Let's chant!

Hello, Shapeface. How are you today?
Hello, Shapeface. How are you today?

My eyes are stars, but I'm okay.

My eyebrows are rectangles, but I'm okay.


My ears are diamonds, but I'm okay.

My cheeks are circles, but I'm okay.

Because my name is Shapeface!

My nose is a triangle, my mouth is a heart,
But I'm okay.

Because my name is Shapeface!



Lesson 15 My letters



Ff

82 1 Listen and point.

F says fin ...

face, f, f, f, face

fan, f, f, f, fan

fish, f, f, f, fish

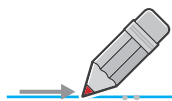
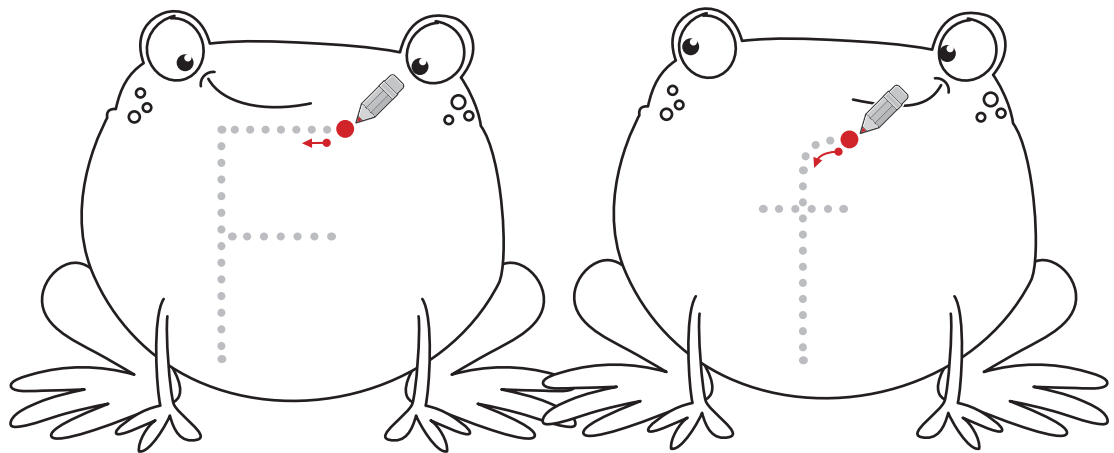
frog, f, f, f, frog

Fish and frogs have funny faces.

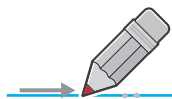
Friends and family have fun races!



2 Trace.



fan face



fish frog

83 3 Listen and find.

Lesson 16 My words

84 1 Listen and chant.


I brush my teeth in the morning.

I brush my teeth at night.



I wash my face in the morning.

I wash my face at night.



I brush my hair in the morning.

I brush my hair at night.



I get up in the morning.

I go to bed at night.

2 Match with the pictures. Then trace.

- wash my face
- go to bed
- brush my hair
- get up
- brush my teeth



Lesson 17 My English

85 1 Listen and match.


I get up.

I wash my face.

I brush my teeth.

I brush my hair.

I go to bed.



2 Change the red words.

I get up **at night**.

I wash my **bed**.

I go to bed **in the morning**.

I **brush** my face.

wash at night in the morning face

86 3 Let's chant.

This is the way I wash my face,
Wash my face, wash my face.

This is the way I wash my face.
I wash my face in the morning.

This is the way I go to bed,
Go to bed, go to bed.

This is the way I go to bed.
I go to bed at night.



This is the way I brush my teeth,
Brush my teeth, brush my teeth.
This is the way I brush my teeth.
I brush my teeth in the morning.



Lesson 18 My storytime



87 **1 Listen.**



Fin the fish and Fred the frog are friends.
They play with Hip the hippo in the pond.
They have so much fun.
Splash! Splash! Splash!

2  **Tell the story.**




Lesson 19 Goodbye

- 88 1  Listen and follow the instructions.
Then give instructions.


Stand up.
Touch your arm.
Touch your hand.
Touch your nose.
Sit down.

Stand up.
Point to your eyes.
Point to your mouth.
Point to your ears.
Sit down.




- 89 2 Let's chant!


Hello, Robot ABC.
Touch your arms!
Look at me.



Hello, Robot ABC.
Count your legs!
Look at me.




Hello, Robot ABC.
Wash your face!
Look at me.




Lesson 20 Project



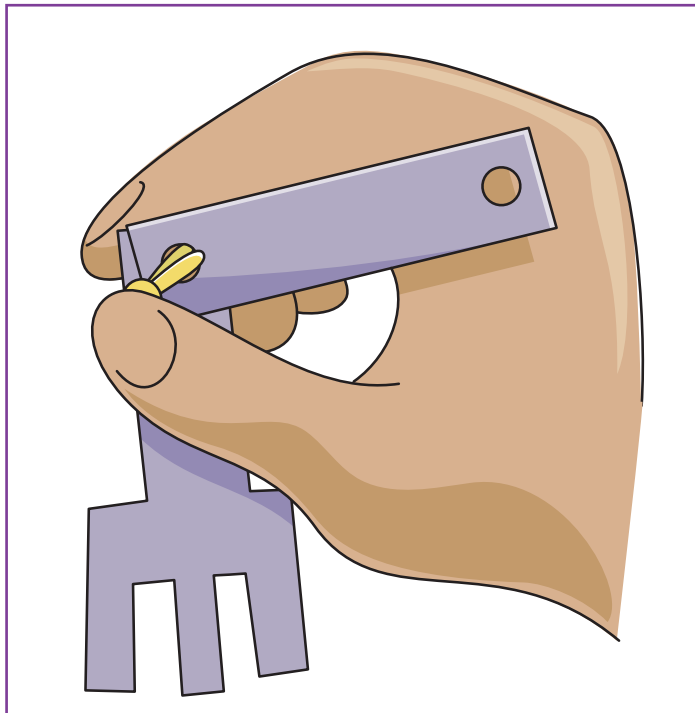
1 Make it!



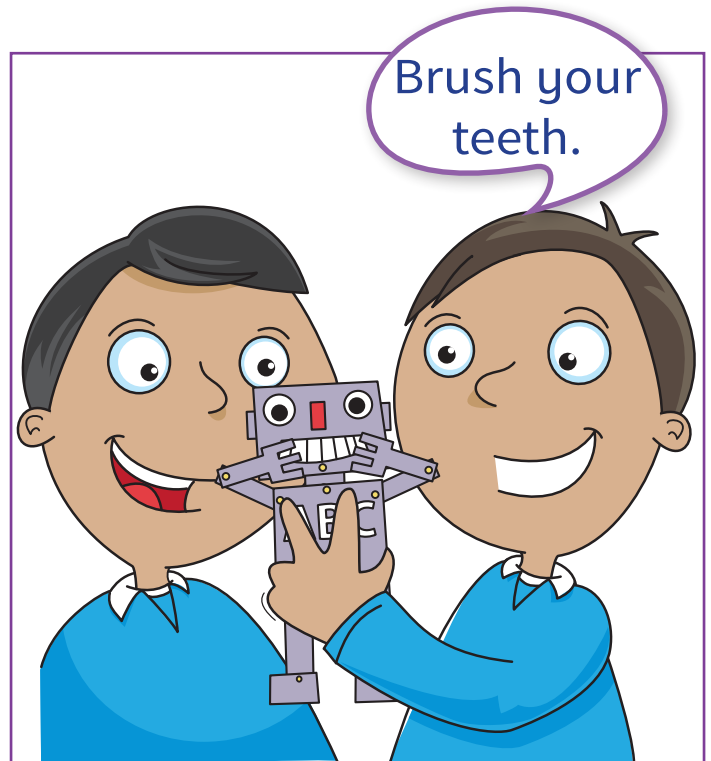
Colour.



Cut.



Put together.



Play.

Lesson 1 I can see the flowers!

90 1 Let's chant!

I can see the flowers.
I can smell the flowers, too.
I can see the birds,
But I can't see you!



I can hear the water.
I can feel the water, too.
I can taste the apple,
But I can't see you!




2 Make it!



Colour.



Trace.



Cut.



Play.

Lesson 2 My colours

92 1 Listen and point. Then point and say.



2  Look, match and say.

I can see ...

bird
butterfly
cat
elephant
fish
frog
mouse
rabbit





Lesson 3 My letters

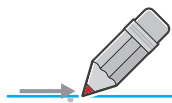


93 1 Listen and chant.

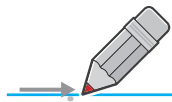
Len the lion lives by the lake.
Len likes lemons and lemonade.
Lions have four legs. You have two.
Len likes lemons. What about you? l, l, l



2 Trace.



lion lake



lemon leg

94 3 Listen and find.



Lesson 4 My numbers



95 1 Listen and say. Then count the ants.

Twelve and one is thirteen.



2 Choose the correct number. Trace it.

Ten and $\begin{matrix} \text{two} \\ \text{three} \end{matrix}$ is thirteen.

Nine and $\begin{matrix} \text{two} \\ \text{four} \end{matrix}$ is thirteen.

Eight and $\begin{matrix} \text{five} \\ \text{four} \end{matrix}$ is thirteen.

Seven and $\begin{matrix} \text{five} \\ \text{six} \end{matrix}$ is thirteen.

Lesson 5 My words



96 1 Find the food in the picture. Then say the chant.

I like pita bread.

I don't like rice.

He likes ice cream.

He doesn't like dates.



She likes yoghurt.

She doesn't like olives.

She doesn't like burgers.

Yuk! They're horrid!



2  Talk about people and food.

I like yoghurt.

My mum likes olives.

I don't like dates.

She doesn't like burgers.




Lesson 6 My English





97 1 Listen and say.




98 2 Read and circle. Then listen and check.

I see with my  /  . I hear with my  /  .

I feel with my  /  . I smell with my  /  .

I taste with my  /  .

3  Count and say.



Lesson 7 My crafts


99 1 Make it!




Cut.



Colour.





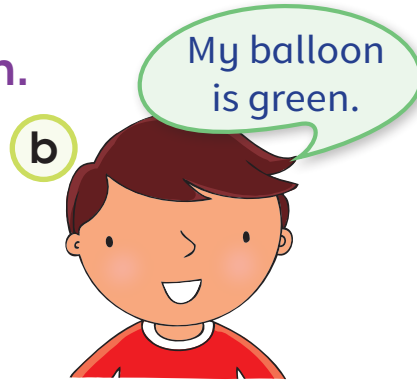

Stick.




Say.

Lesson 8 My colours

100 1 Listen, read and match.





101 2 Look, read and match. Then listen and check.



Elephants are grey.

Pandas are yellow.





Dates are black and white.

Bananas are brown.

Lesson 9 My letters

102 1 Listen and chant.

Toffee the giraffe,
On the cliff, puff, puff, puff!
Giraffe, cliff, puff.
Toffee smell the coffee.
Don't fall off! *ff, ff, ff*



2 Trace.



103 3 Listen and find.




Lesson 10 My numbers



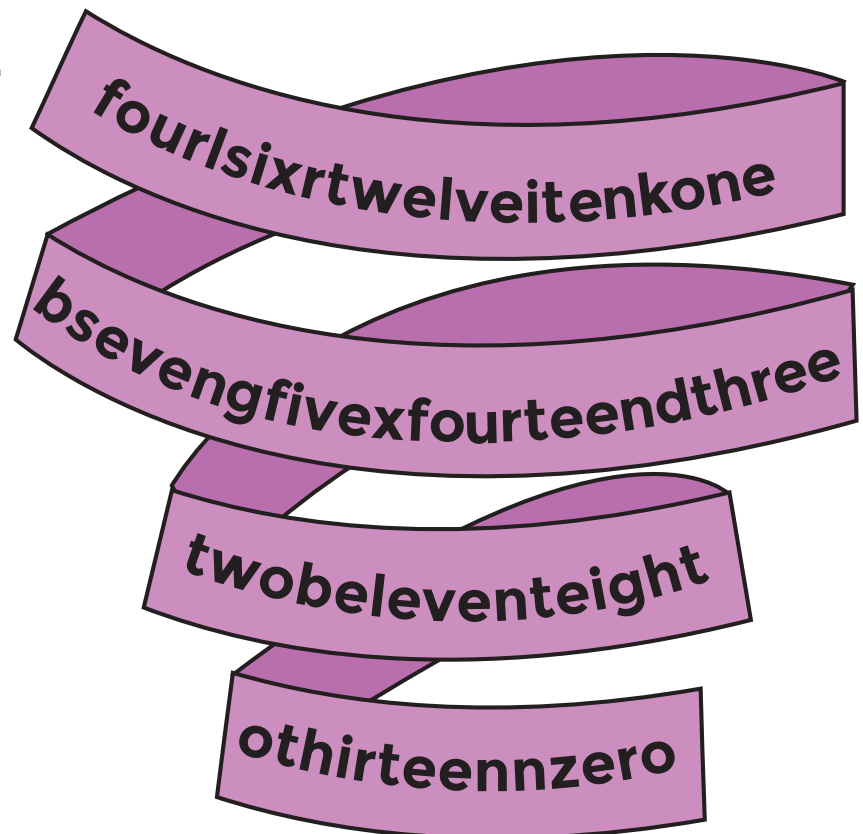
104 **1** Listen and say. Then count the ants.

Thirteen and one is fourteen.

We like numbers!



2 Circle the number words *zero to fourteen*. Which number is missing?




Lesson 11 My words






105 1 Let's chant!

He's got brown eyes,
Her eyes are green.
He's got curly hair,
Her hair is straight.
He's got black hair,
Her hair is brown.
We're all different
And that's great!



106 2 Listen and read. Then match.


- 1 She's got short, brown hair. She's got brown eyes.
- 2 She's got long, black hair. Her hair is curly. She's got green eyes.
- 3 What colour is her hair? It's brown. It's long and straight. What colour are her eyes? They're blue.



Lesson 12 My English



107 1  Listen and point. Then say.



2 Look, read and circle.

He's got straight / curly hair.

She's got long / short hair.

He's got black / brown hair.

He's got long / short hair.

She's got black / brown hair.

3 Look, read and answer
Yes or No.

His hair is black.

Her hair is brown.

His hair is curly.

His eyes are brown.

Her eyes are blue.

What colour are his eyes?
His eyes are blue / green.

Lesson 13 My letters



108 1 Listen and chant.

I'm so clever! I can do things well.

I can kick the ball,

I can ring the bell,

Lick a lollipop,

Wobble like a jelly!

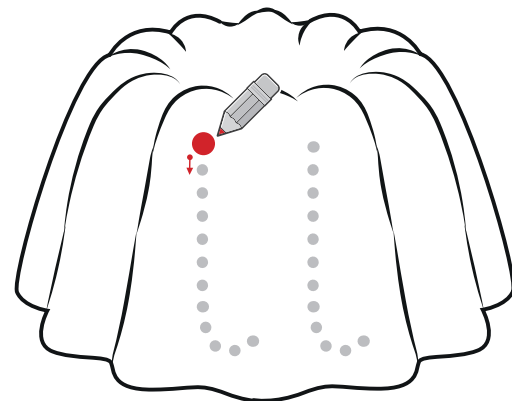
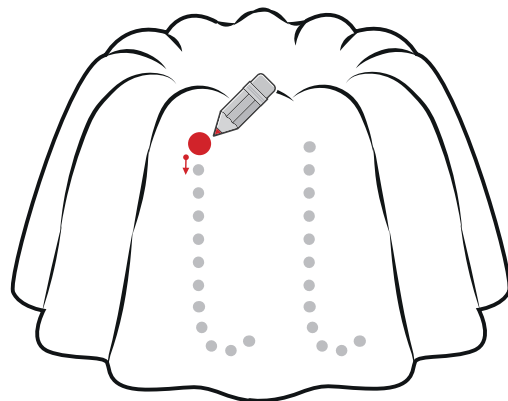
Ball, bell, lollipop, jelly.

I can see and hear the double ll.

I'm so clever! Can't you tell? ll, ll, ll




2 Trace.



ball bell



lollipop jelly



109 3 Listen and find.

Lesson 14 My crafts




110 1 Make it!




Colour.



Write.



Cut.



Fold.



Say.

Lesson 15 My numbers

111 1 Listen and say. Then count the ants.

Fourteen and one is fifteen.



2 Make words. Then match and say.

ele	ourteen	13
twel	ven	15
thir	n	14
f	ve	11
fiftee	teen	12



Lesson 16 My letters





SS

112 1 Listen and chant.

A fancy dress party. Oh, what fun!
All the class are invited. Everyone!
See the princess in a pink dress.
See the snake go hiss, hiss, hiss.
Class, princess, hiss, dress,
Jelly and ice cream. What a mess! ss, ss, ss



2 Trace.



113 3 Listen and find.

Lesson 17 My English



114 **1** Look, match and say. Listen and check.



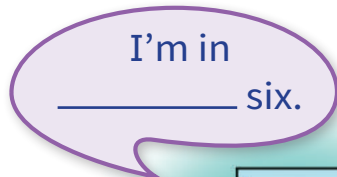
She's got a _____.



He's got a _____.



I'm a _____.



I'm in _____ six.



She's got a red _____.

dress
class
ball
lollipop
princess

2 Read and circle. Then say.


There are **eleven** / **twelve** desks.

There are **eleven** / **twelve** chairs.

There are **thirteen** / **fourteen** bags.

There are **twelve** / **thirteen** books.


There are **fourteen** / **fifteen** pencils.




Lesson 18 My storytime



115 1 Look and listen.



Princess Leila likes the lake.



Jeff the giraffe likes the lake, too.



Oh no! Look! I can see a lion!




It's okay. The lion likes lollipops.

2 Tell the story.

Lesson 19 Goodbye

1 Listen, read and match.



My dad's got brown eyes and grey hair. He likes pita bread.

My mum's got green eyes and long hair. She doesn't like burgers.

My sister's a baby. Her hair is short and brown. She likes ice cream.

My brother's got curly, black hair. He doesn't like dates.





dad

mum

sister

brother



2 Read and answer.

What colour is Dad's hair?

black / grey

What colour are Mum's eyes?

blue / green

Has Mahmoud's sister got long hair?

Yes / No

Has Mahmoud's brother got curly hair?

Yes / No

Lesson 20 Project


1 Make it!



Decorate.



Add.




Cover.



Play.

2 Choose a chant and play in a band.



We're all different
And that's great!



Unit 7

How are you?



Lesson 1 I feel happy




1 Listen and chant.

Sometimes I feel tired.
 Sometimes I feel cold or hot.
 Sometimes I feel worried,
 But when I'm with you I'm not!


Sometimes I feel thirsty.
 Sometimes I feel hungry, too,
 But I'm happy when I'm at school,
 In English class with you!



2 Make it!



Cut.



Fold.



Trace.

Are you tired?




Yes.


Play!

Lesson 2 My colours

1 Colour and play.




Colour.




Play.

2 Cut and play.



Cut.



Play.

Lesson 3 My letters



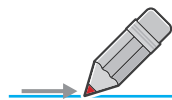

Jj

118 1 Listen and chant.

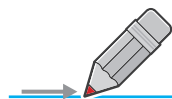
Walking in the jungle.
What can I see?
A jaguar in jeans.
Can't be!
A jaguar with a jar of jam
Looking at me.
Can't be!
A jaguar in the jungle up a tree.
Yes, maybe! *j, j, j*



2 Trace.



jaguar jeans



jungle jar jam

119 3 Listen and find.



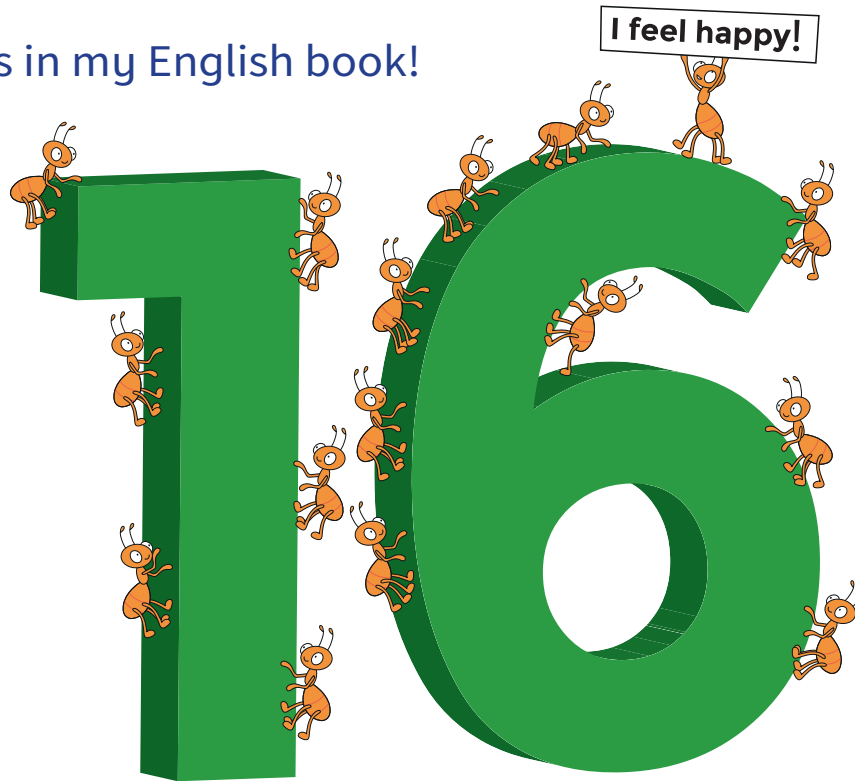
Lesson 4 My numbers



120 1 Listen and say. Then count the ants.

Fifteen ants and one ant. Look!

Sixteen ants in my English book!



2 Count, say and write.

_____ animals

_____ gorillas

_____ camels

_____ hungry gorillas

_____ sad camels

_____ thirsty gorillas


_____ happy camels



Lesson 5 My words

121 1 Let's chant!

My friends are funny.
My friends are sporty.
My friends are kind and clever.
My friends aren't shy.
They're friendly and nice.
They are my friends forever!



2 Write the missing letters. Then write about yourself.

k _ nd (i / o)

fr _ endly (e / i)

sh _ (y / a)

n _ ce (u / i)

f _ nny (y / u)

sp _ rty (o / i)




cl _ ver (a / e)



Lesson 6 My English



122 1 Listen and point.



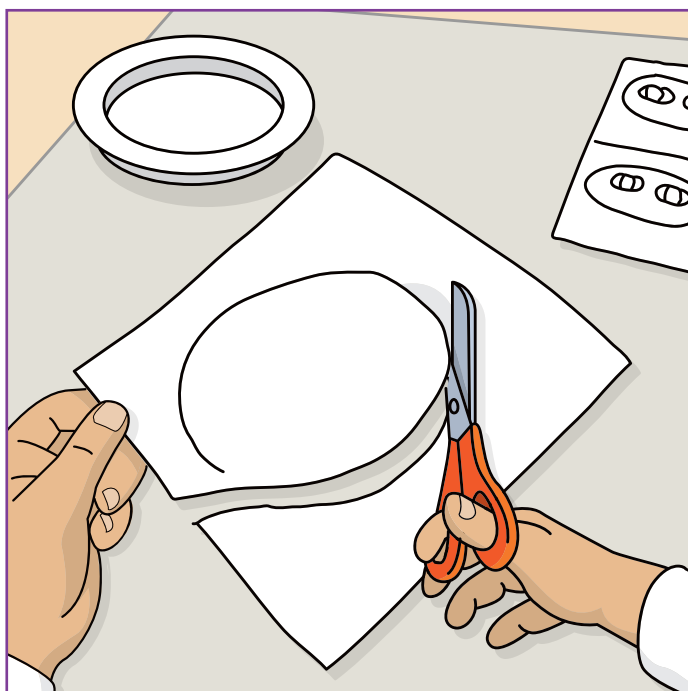
123 2 Listen and point to the words you hear.

- 1 kind happy
- 2 hot cold
- 3 tired sad
- 4 funny hungry
- 5 friendly nice happy
- 6 clever worried


3 Now talk about the pictures.

Lesson 7 My crafts

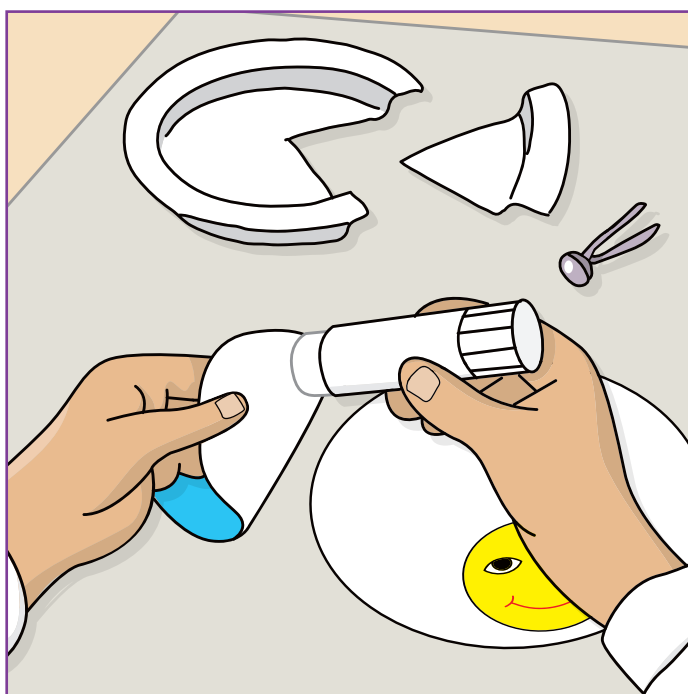
124 1 Make it!



Cut.



Colour and draw.



Stick.






Decorate and say.

Lesson 8 My shapes

21st



125 1 Look and match. Then listen and say.



a	
e	
j	
m	
n	
p	
t	

10



2 Look, read and match. Then listen and check.



Hello. I'm .

Hi. My name is .



Lesson 9 My letters



126 1 Listen and chant.

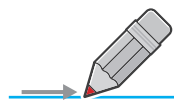
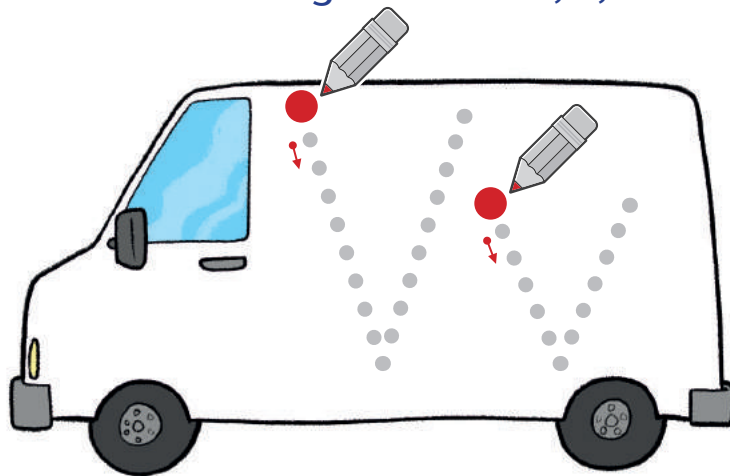
Val loves her van,
Plays the violin,
Picks lovely violets,
Puts them in a vase,
Plants her vegetables row by row,
Eats them all when they grow.



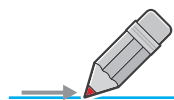
Van, violin, violet, vase, vegetables

All start with V. Say them now along with me! v, v, v

2 Trace.



violin violet



vase vegetables

127 3 Listen and find.


Lesson 10 My numbers



128 1 Listen and say. Then count the ants.

Sixteen ants and one ant. Look!

Seventeen ants in my English book!



129 2 Listen and write.

How many animals? _____

How many pandas? _____

How many tigers? _____

How many parrots? _____



How many gorillas? _____



Lesson 11 My words

130 1 Let's chant!

I like making crafts.
 I like playing games.
 I like learning English.
 I like reading books.
 I dislike feeling sad.
 I do love talking to my mum and dad.




2 What do you like? Match. Then say.

😊 I love

😊 I like

☹️ I dislike



I love talking to my family.



Lesson 12 My English



131 1 Listen and repeat. Then draw 😊, 😐 or ☹️.

2  Now say.

Mia likes helping her mum.
She loves ...

Lesson 13 My letters




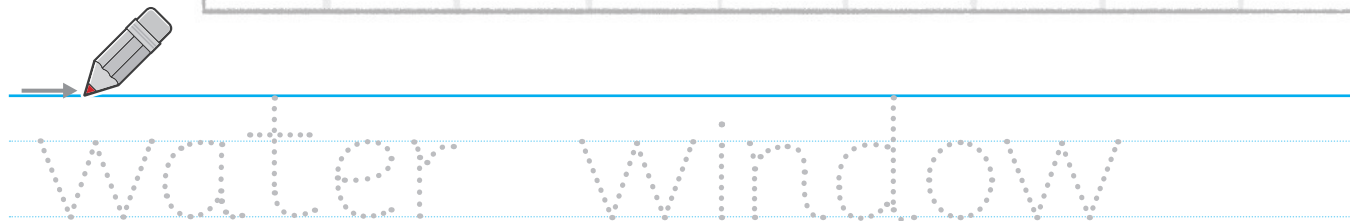
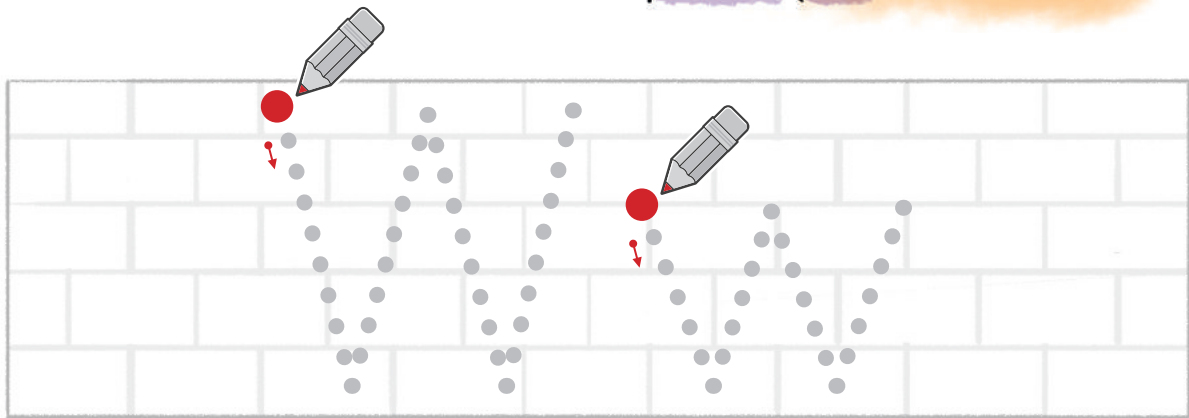
W w

132 1 Listen and chant.

Pitter, patter went the water
On the window pane.
Woo, woo went the wind
In the heavy rain.
Splish, splosh went the waves
On the sea wall.
I was glad to be indoors,
Safe from it all! w, w, w




2 Trace.




133 3 Listen and find.

Lesson 14 My crafts


1 Make it!



Cut.




Colour.



Stick.



Write.



Display.



Lesson 15 My numbers



134 1 Listen and say. Then count the ants.

Seventeen ants and one ant. Look!

Eighteen ants in my English book!



135 2 Count and write the numbers. Then listen and say Yes or No.

- _____ camels
- _____ purple camels
- _____ green camels
- _____ orange camels
- _____ blue camels




Lesson 16 My letters

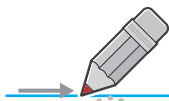


136 1 Listen and chant.

Foxy fox, Foxy fox,
You're my favourite toy
In my yellow toy box. x, x, x

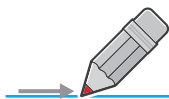
Yellow yoyo, yellow yoyo,
I love to play with you.
Yummy yoghurt, yummy yoghurt,
I love to eat you. Yes, I do! y, y, y



2 Trace.



fox fox box box



yoghurt yellow

137


3 Listen and find.

Lesson 17 My English



138 1 Look, match and say. Listen and check.

How are you?



I'm _____,
thanks.

clever
sporty
fine

How do you feel?



I feel
_____.

tired
happy
hungry

He's sporty. He loves
_____.



eating ice cream
reading books
playing football

She likes reading.
She's _____.



clever
cold
sad

I need some
_____,
please.



I dislike feeling
_____.


clever/red car
sporty/big tiger
hot/cold water

2 Now act.

Lesson 18 My storytime



139 1 Look and listen.



Mrs White loves her garden. Look! There are violets and vegetables.



Oh dear. Mrs White is worried. The fox likes the garden, too.



He likes eating the vegetables.



Ha ha! Look! The fox likes vegetables, but he dislikes cold water!

2 Tell the story.

Lesson 19 Goodbye




140 1  Listen, say and circle. Then colour.

I love drawing.




2  Guess and say.

You like ...




3  Check. Then say.

Ahmed loves ...



Lesson 20 Project

1 Make it!



Trace.



Stick.



Decorate.



Cut.

2 Use it!



I like helping my dad.



Unit 5 Wordlist

hand	noun	tooth/teeth	noun
arm	noun	rabbit	noun
leg	noun	room	noun
feet	noun	run	verb
nose	noun	room	noun
mouth	noun	rug	noun
eye(s)	noun	bee	noun
ear(s)	noun	buzz	verb
head	noun	banana	noun
foot/feet	noun	balloon	noun
pink	adjective	hair	noun
purple	adjective	night	noun
happy	adjective	morning	noun
hippo	noun	face	noun
hat	noun	fan	noun
big	adjective	fish	noun
small	adjective	frog	noun
short	adjective	get up	verb
tall	adjective	go to bed	verb
wash	verb	touch	verb
brush	verb		

Unit 6 Wordlist

feel	verb	puff	noun
hear	verb	coffee	noun
see	verb	double	adjective
smell	verb	twin	noun
taste	verb	long	adjective
elephant	noun	short	adjective
mouse	noun	straight	adjective
favourite	adjective	curly	adjective
grey	adjective	bell	noun
lion	noun	lollipop	noun
lake	noun	jelly	noun
lemon	noun	tell	verb
pita bread	noun	well	adjective
rice	noun	ball	noun
burger	noun	fingers	noun
dates	noun	princess	noun
yoghurt	noun	class	noun
ice cream	noun	dress	noun
panda	noun	hiss	verb
giraffe	noun	mess	noun
cliff	noun		
puff	verb		

Unit 7 Wordlist

tired	adjective	van	noun
cold	adjective	violin	noun
hot	adjective	violet	noun
sad	adjective	vase	noun
hungry	adjective	vegetables	noun
thirsty	adjective	nice	adjective
worried	adjective	love	verb
happy	adjective	dislike	verb
jaguar	noun	water	noun
jeans	noun	window	noun
jungle	noun	wave	noun
jar	noun	wave	verb
jam	noun	wind	noun
funny	adjective	wall	noun
sporty	adjective	watch	verb
kind	adjective	stem	noun
clever	adjective	leaf	noun
shy	adjective	yoyo	noun
friendly	adjective	fox	noun
angry	adjective	box	noun
mad	adjective	fine	adjective
proud	adjective	garden	noun



