

Unit
6

My five senses

Lesson 1 Think about it How do we use our five senses

1 My five senses

Read the sentences and write the missing words. The words are in the *Word box*.

Word box
hear taste see
touch smell

1 I See with my eyes.

2 I hear with my ears.

3 I Smell with my nose.

4 I taste with my mouth.

5 I touch with my hand.



★ Challenge

Look around you. What can you see?

I can see a table

Listen to the sounds around you. What can you hear?

a bird singing

I can talk about my five senses.

yes


sometimes

not yet

Lesson 2 New words

1 Read and colour

Look at the picture. Read the sentences and follow the instructions.








Find something you can **smell**. Colour it **yellow**.

Find something you can **taste**. Colour it **red**.

Find something you can **hear**. Colour it **blue**.

2 Animals

Match the pictures and the words.

| | | | | |
|--|---|---|--|---|
| 1 | 2 | 3 | 4 | 5 |
|  |  |  |  |  |
| a sheep | b duck | c bird | d horse | e cat |

Lesson 3 Find out more

Using your five senses

1 What can you see from your window?

Draw a picture and write a sentence.



I can see a mosque

mosque

I can see a tree

tree

The illustration shows a simple line drawing of a mosque with a dome and a square doorway, and a tree with many branches. There are some yellow stains on the paper.

From my window I can see a mosque, trees,
cars and houses.

I can talk about things I can see.

yes

sometimes







not yet

Lesson 4 Time to practise

I

1 Smelling

Do you like these smells? Colour ☺ or ☹. Write **Yes, I do.** or **No, I don't.**

- 1  flowers ☺ ☹ Yes, I do.
- 2  fish ☺ ☹ No, I don't.
- 3  soap ☺ ☹ Yes, I do.
- 4  bananas ☺ ☹ Yes, I do.
- 5  smoke ☺ ☹ No, I don't.
- 6  labneh ☺ ☹ Yes, I do.

Challenge

Write three smells that you like.

flowers Paint soap

I can say how things smell.


- ☺ yes
- ☺ sometimes
- ☹ not yet

Lesson 5 Find out more

1 Touching

How do the objects feel? Choose words for each object from the Word

Word box



soft hard round flat short long big little smooth rough

1



خاتم
a ring

hard round little


2



جوز الهند
a coconut

round hard rough

3



a door

hard flat long

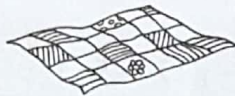
4



an apple

smooth round soft

5



كاف
a quilt

smooth flat long

6



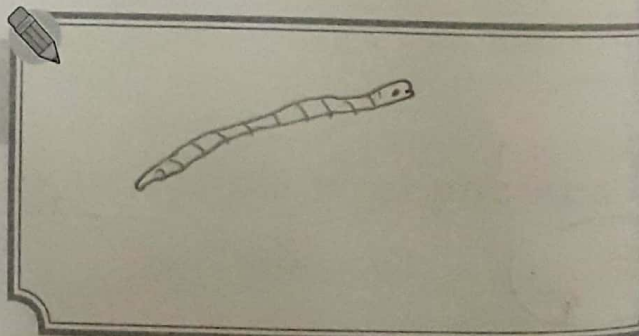
a noodle

long soft smooth

★ Challenge

Draw something that is little and soft.

Write the word. worm



Lesson 6 My learning

1 Which one is the odd one out?

Look and circle.




sun apple bread



rock rabbit sky



train star cow



fish onion rug

2 Answer the question

Circle the correct word and then write your answer.

Do you like the smell / taste of perfume? Yes, I do.

Do you like the smell / taste of ice cream? Yes, I do.

3 Write questions

Now write two questions. Ask your partner and write his or her answers.

Do you like the smell of soap? Yes, I do.

Do you like the taste of fish? No, I don't.

I can talk about my five senses.

yes 😊 sometimes 😐 not yet ☹️







I can say what I like and don't like.

😊 yes 😊 sometimes ☹️ not yet

Lesson 8 Find out more 2

1 Write and match


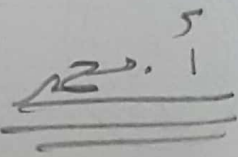
Unscramble the words and write. Then match to the food.

| | | | | | |
|---|-------|---------------|---|--|------------|
| 1 | rosu | <u>sour</u> | a |  | salt |
| 2 | ldco | <u>cold</u> | b |  | lemon |
| 3 | weets | <u>Sweets</u> | c |  | cake |
| 4 | uicjy | <u>Juicy</u> | d |  | watermelon |
| 5 | toh | <u>hot</u> | e |  | ice cream |
| 6 | ltsay | <u>Salty</u> | f |  | coffee |

2 Write and draw

Draw your favourite food. Then write two sentences.

I like apple. It tastes sweet.





I can say how things taste.

- yes
 sometimes
 not yet

1 Word snake

Find these words in the *Word snake*. Circle them. Then write the words next to the pictures.



top



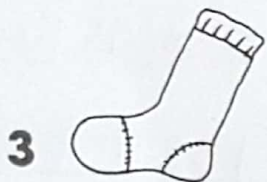
Log



fox




Frog



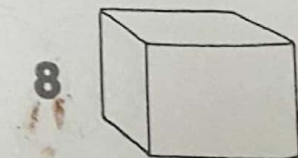
sock



rock



clock



box

اسبوق asboxphtfrogksslsockprgtoparrfoxbbzclockjsrockqulogagir
 فروع frog
 صرمان sock
 نعلب fox
 صرمان clock
 صرمان rock
 صرمان log

I can read and write words with the short o sound

😊 yes

😐 sometimes

☹ not yet

Lesson 10 Read and listen

1 Tick, tock, hop!

Read the story again in the Learner's Book (page 124).
Then read the questions. Circle the answers.

1 What makes the sound Tick, tock. Tick, tock?
the pond a clock

2 Who hits a rock with two sticks?
Bob the frog Fred the fox

3 What makes the sound Flip, flop. Flip, flop?
the fish in the pond a clock on a rock

4 Which animals can hop?
the fish and the fox the rabbits and the frog



2 Read and colour

Follow the instructions under the picture.



Colour the pond blue.

Colour the frog green.

Colour the clock yellow.

Colour the fox orange.

Colour the log brown.

Colour the rock grey.

Lesson 11 Letters and sounds

1 Find a rhyme

Find two words that rhyme with **tock**. rock lock


★ Challenge

Write a sentence with words from the Word box. Draw it.

the frog is on the rock

Word box

frog log rock fox pond hops hot is on the in



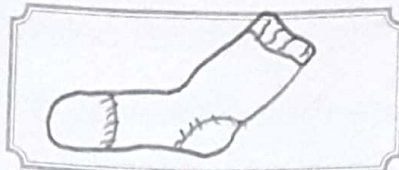
Lesson 12 My learning

1 Unscramble

Write the words and draw. Then write a word that rhymes.

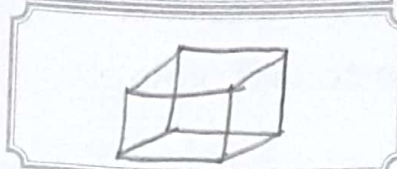
أ. حجر

1 k o c s sock



cock

2 o x b box



fox

3 f g o r frog



Log

4 t p o top




hop

2 Look and write

Write two sentences. Use the words in the Word box.

Word box

fox fish tastes rock
salty train loud is



The fox is on a rock.



The fish tastes salty.



The train is loud.

I can read and write words with the short o sound.

☺ yes ☹ sometimes ☹ not yet

I can identify words that rhyme.

☺ yes ☹ sometimes ☹ not yet