

Student ID
Student Name English
Student Name Arabic

UNITED ARAB EMIRATES  
MINISTRY OF EDUCATION



الإمارات العربية المتحدة  
وزارة التربية والتعليم

## English EOT 2 Reading and Writing Examination

Grade 2

15 minutes

Sample

المهارة Skill	المقدّر 1 Marker 1		المقدّر 2 Marker 2		الدرجة النهائية Final Mark	
	الدرجة Mark	التوقيع Sign	الدرجة Mark	التوقيع Sign	بالأرقام In Figures	بالحروف In Words
القراءة Reading						
الكتابة Writing						
المراجع Moderator						
الاسم Name				التوقيع Signature		

### Part 1 Reading Exam Tip(s)!

1. Read the **instructions**.
2. Read the **questions**.
3. Look at the **pictures**.
4. Look at the **important words**.
5. Circle one answer.

### Part 2 Reading Exam Tip(s)!

1. Read the **instructions**.
2. Read the **sentences**.
3. Look at the **pictures**.
4. Look at the **important words**.
5. Tick (✓) one answer.





## Part 1


Read the sentences.


Look at the pictures.

Circle Yes or No.

There is one example.

<p><b>Example</b></p>	<p>Is this a hen?</p>		<p><input checked="" type="radio"/> Yes    <input type="radio"/> No</p>
<p>1.</p>	<p>Is the man driving a tractor?</p>		<p><input type="radio"/> Yes    <input type="radio"/> No</p>
<p>2.</p>	<p>Is this a big apple?</p>		<p><input type="radio"/> Yes    <input type="radio"/> No</p>
<p>3.</p>	<p>Is this ball round?</p>		<p><input type="radio"/> Yes    <input type="radio"/> No</p>

4.	Are the tomatoes growing under the ground?		Yes      No
----	--	--	-------------

5.	Is this an elephant's leg?		Yes      No
----	----------------------------	--	-------------

/ 5


## Part 2


Read the sentences.


Look at the pictures.


Tick the correct sentences.


There is one example.


<b>Example</b>	A	We smell with our nose.	<input checked="" type="checkbox"/>	
	B	We smell with our ears.	<input type="checkbox"/>	

<b>6.</b>	A	The boy has a hat.	<input type="checkbox"/>	
	B	The boy has a hen.	<input type="checkbox"/>	

<b>7.</b>	A	The vegetable grows under the ground.	<input type="checkbox"/>	
	B	The vegetable grows above the ground.	<input type="checkbox"/>	

<b>8.</b>	A	It grows from a seed.	<input type="checkbox"/>	
	B	There are seeds inside the bean.	<input type="checkbox"/>	

9.	A	My favourite smell is perfume.		
	B	I don't like the smell of perfume.		

10.	A	It feels rough.		
	B	It feels smooth.		

/ 5

### Part 1 Writing Exam Tip(s)!

1. Read the **instructions**.
2. Look at the **pictures**.
3. Think of the **correct letters/spelling**.
4. Write **small** alphabet letters in the gaps.
5. Write the letters **carefully**.

### Part 2 Writing Exam Tip(s)!





1. Read the **instructions**.
2. Look at the **pictures**.
3. Read the **sentences**.
4. Think of the **correct letters/spelling** of the words.
5. Write **small** alphabet letters in the gaps.
6. Write the letters **carefully**.

## Part 1

Look at the pictures.

Write the missing letters.

There is one example.

<p><b>Example</b></p>	<p>straw <u>b</u> <u>e</u> <u>r</u> ies</p>	
<p>1.</p>	<p>fl _____ rs</p>	
<p>2.</p>	<p>t _____ k</p>	
<p>3.</p>	<p>s _____ s</p>	





## Part 2


Complete the sentences by writing the missing words.

There is one example.

<b>Example</b>	It <u>f e e l s</u> rough.
	

<b>4.</b>	The boy is _____ dates.
	

<b>5.</b>	Mangoes _____ sweet.
	

6.	It isn't cold, it's ____ ____ ____.
	

7.	____ ____ ____ does it feel?
	

/ 4