

Write food items in each group

Fruit

.....
.....
.....
.....
.....
.....

Dairy products

.....
.....
.....

Vegetables

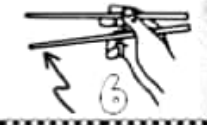
.....
.....
.....
.....
.....

Protein

.....
.....
.....

Grains

.....
.....
.....



LESSON 1 : 1- dairy products .. 2-grains .. 3- protein .. 4-coconut ..
5-black beans ... 6-chopsticks ... 1- dairy products .. 2-grains ...

Complete with a an R some :



I wantbanana andwater.

My mother cookschicken.

There isbeefburger on the table.

She hasorange in her bag.

There isfish in the fridge

There areapples here.

I eatice cream .

The cat hasmilk.

Find the food, fill in with words from the text on page 37



Teacher/سمية

Some

تستخدم مع الأسماء المعدودة
و الغير معدودة الموجودة
في جملة غير منفية
مثال :

I want some apples
I have some flowers

أما في حالة النفي أو السؤال نستخدم
any قبل الاسم
مثال :

Ali didn't give me any books النفي
Did Ali give you any books? السؤال

بسننتني مع الفاعلة السؤال في حالة العرض والطلب كمثل
can I have some water?
would you like some apples?
في حالة السؤال هنا نستخدم
some
any وليست

Some OR any

ALI : Is there milk left?

OMAR : Yes, there is milk in
the bottle on the table.

ALI : Would you like milk?

OMAR : No, thank you.

I don't think I'll drink milk tonight.

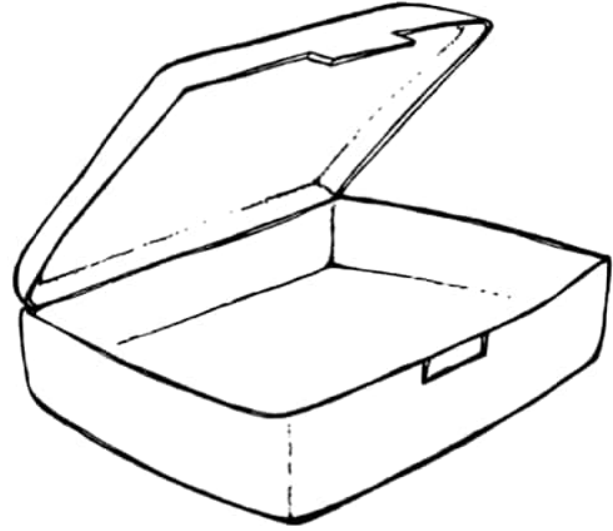
Could I have water, please?

ALI : Sure. There is water in the fridge.

Teacher/سمية



1. There aren't cars in the street.
2. I have Flowers i
3. Did you see bird on the tree?.
4. she wants to read books.
5. Fatima should eat fruit every day
6. Did Omar give you pencils?
7. Are there books on the table.?



Draw
a healthy lunch.

Write sentences to describe your
lunch.

.....

.....

.....


.....

.....

Teacher/سمية

Read about the sculpture and complete with
made of / made from :

This robot sculpture is
metal. Its hair is an old
brush and its hands are fork.
Its body is soup can.
Its eyes are stone.



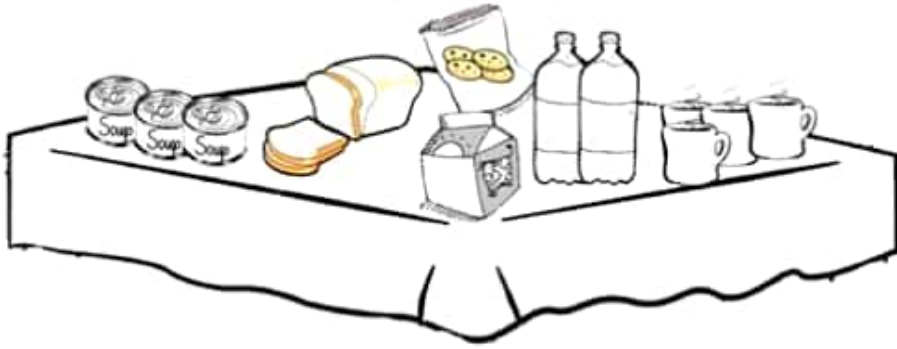


- 1- The chairs _____ wood.
- 2- The robot _____ toilet paper rolls .
- 3- My house _____ bricks.
- 4- The shirt _____ cotton.



LESSON 4 : 1- materials.. 2-paper ..3- plastic ..4-wood
 5-metal ..6-stone ..7- recycle..1- materials.. 2-paper ..

Write about the food on the table :



.....

.....








.....

.....

.....

.....

.....

- LESSON 5 : 1- bottle .. 2- can .. 3- carton .. 4- cup
5- loaf .. 6- packet .. 7- tub .. 1- bottle .. 2- can .. 3- carton
- 1 
 - 2 
 - 3 
 - 4 
 - 5 
 - 6 
 - 7 

Quantifiers

Countable nouns



- many** { ? (How many sandwiches are there?)
 { nt (There arnt many sandwiches.)
- a few** { for small quantities
 { (There are only a few apples left.)

Uncountable nouns

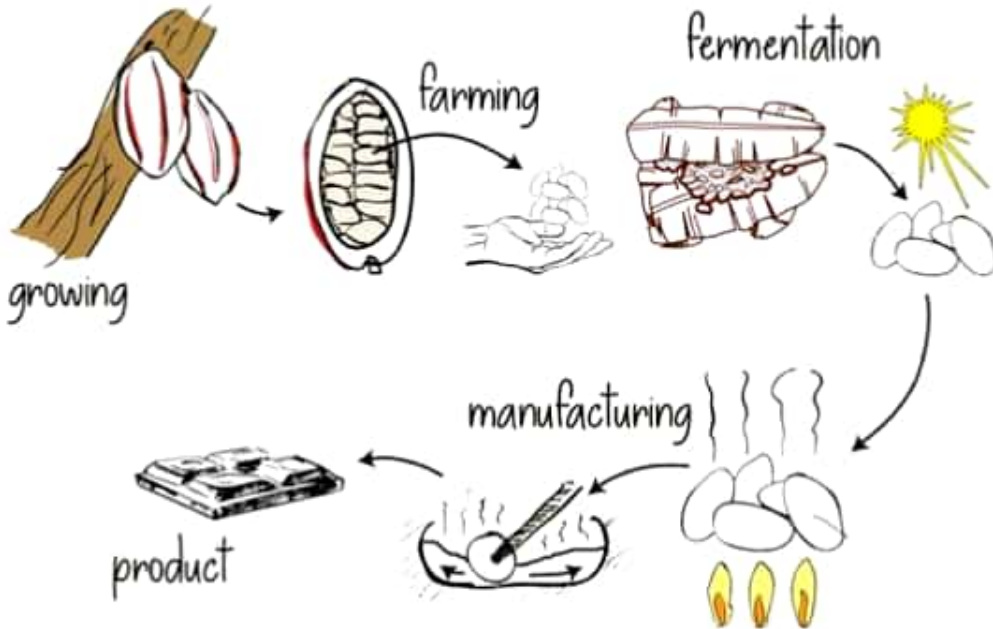


- much** { ? (How much water is in the bottle?)
 { nt (There isn't much pizza left.)
- a little** { for small quantities
 { (There is only a little water left.)

a lot of / plenty of
used with
Countable nouns
&
Uncountable nouns
affirmative sentences

~~nt~~

The process of making chocolate.



- 1
- 2
- 3
- 4
- 5
- 6

LESSON 8 : 1- chocolate ..2- pod .. 3 -box ...4- knife ..
5-oven ..6- beans..1- chocolate.. 2-pod ..3- box ...



LESSON 9 : 1- yeast.. 2-ingredients ..3- cooking oil.. 4-knead..
 5-mix .. 6-add.....1- yeast.. 2-ingredients ..3- cooking oil... 4-knead




*Re-write the following sentences in **P**assive form:*

1- The workers farm the beans.

2- They add sweet and milk to the mixture.

3- We make butter from milk.



Re-write the sentences in passive form:

1- My brother puts the money in a safe place.

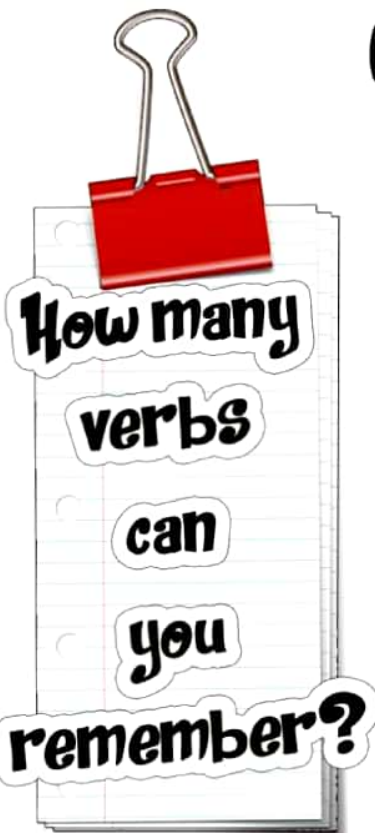
.....

2- The teachers teaches the students the good behaviours.

.....

3- The cook mixes the ingredients .

.....



(infinitive)
verb1

(past)
verb2

(past participle)
verb3

eat

ate

eaten

.....

.....

.....

.....

.....

.....

.....

.....

.....

.....

.....

.....

.....

.....

.....

.....

.....

.....

.....

.....


.....

.....

.....

.....

**Re-write
the sentences
in the
passive :**



1- I make my bed every morning.

.....

2- People invent new things all the time.

.....

3- He washes his car every Sunday.

.....

4- He drives the children to the school.

.....

5- My brother takes a lot of photos at the party.

.....