

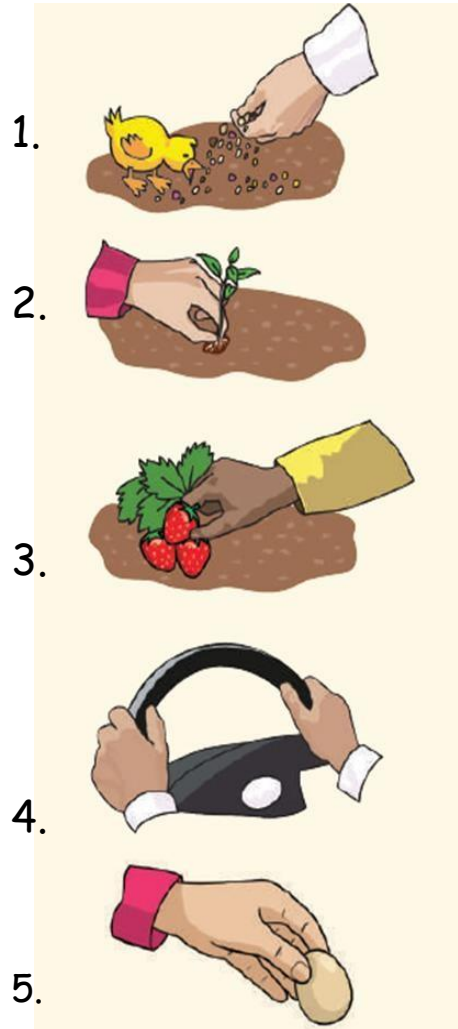
Grade 2



Term 2 - Revision booklet

Unit 5 (lesson 1 – 13)

A: Match the picture with the sentence:



He is feeding the chick.


He is driving the car.

He is collecting eggs.

He is planting.

He is picking strawberries.

B: Look at the picture then write (yes, I am.) or (No, I am not.):



Use a capital letter at the beginning of your sentence, a comma after yes or no and a full stop at the end of your sentence.

Examples:



1. Are you feeding the cow? **No, I am not.**



2. Are you feeding the horse? **Yes, I am.**



3. Are you picking apples?



4. Are you collecting eggs?



5. Are you driving a tractor?



6. Are you planting?



7. Are you picking strawberries?



8. Are you picking a flower?



9. Are you planting dates?

C: Look at the picture then tick true (✓) on the right sentence:

1. a. She is feeding the cow.
- b. She is eating.



2. a. The sheep is singing.
- b. The sheep is sleeping.



3. a. The cat is walking.
- b. The cat is eating.




4. a. The duck and the its ducklings are swimming.
- b. The hen and its chicks are swimming.

5. a. They are picking strawberries.
- b. He is picking oranges.



So far I feel



D: Read, Understand then look at the picture and answer the question:

Remember: If it's a boy in the picture



He is

If it's a girl in the picture



She is

If it's 2 or more boys or girls or animals or things



They are.



They are



They are

If it's all



They are

If it's 1 animal



It is

- Follow it with the **verb + ing** and remember to start your sentence with a **capital letter** and end it with a **full stop**.

Examples:



1. What are they doing? **They are eating breakfast.**



2. What are they doing? **They are running.**

Now use the verbs in the box to help you write your sentences

eat - feed - pick - collect - plant - dig - drive - pull a weed



3. What is it doing?



4. What is she doing?



5. What is he doing?



6. What are they doing?



7. What is he doing?



8. What is she doing?



9. What are they doing?



10. What is she doing?



11. What is she doing?



E: Match the words with the pictures, one example is done for you:

- Note: one animals can have more than one answer

Can lay eggs

Can swim

Can't lay eggs



Question: Which animal can swim and lay eggs?

The, the and the
can all swim and lay eggs.

F: Look at the picture and draw a line between the vegetable and where it grows:

Under the ground

Above the ground



G: Circle the words with the sound i:



Kick



chick



hen




stick



dates



dog




fish



figs

tail



Fix




swing



house




wing




fin

H: Write the missing letters in the following words:




Tomato__s



__otatoes



C__arrots



B__ans



pe__pers



__nions


I: Match between the animal and its baby:

- | | |
|----------|-----------|
| 1. Cat | kitten |
| 2. Duck | gosling |
| 3. Goose | chick |
| 4. Hen | ducklings |


J: Draw the life cycle of the goose:



K: Draw the life cycle of the bean:



L: Draw the life cycle of the duck:




M: Draw the life cycle of the hen:



N: Circle the things that can grow from seeds:



mangoes



a pencil



Juice bottle



Grapes tree



Chair



T-Shirt



Corn




flowers


O: Label the following pictures with words from the box:

Bean - stem - leaf - roots

| |
|--|
| |
| |
| |
| |



P: Match



Bread

Wheat

Flour

Grind

make bread

helpful

delicious

busy

myself

wash the dishes

sweep the floor



© Can Stock Photo



The End