



مؤسسة الإمارات
للتعليم المدرسي
EMIRATES SCHOOLS
ESTABLISHMENT

A Phonics
B **C**



























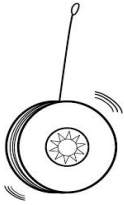

My Phonics Booklet

Grade 1 - Term 2

My name is.....

I'm in grade 1\


Alphabet sound chart

Aa 	Bb 	Cc 	Dd 	Ee 
Ff 	Gg 	Hh 	Ii 	Jj 
Kk 	Ll 	Mm 	Nn 	Oo 
Pp 	Qq 	Rr 	Ss 	Tt 
Uu 	Vv 	Ww 	Xx 	Yy 
Zz 				

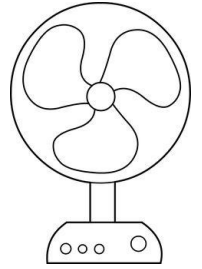
Phonics /Ff/

Ff


finger



fan



fish



frog




☺ Lets trace letter Ff :

Tracing practice for uppercase 'F' and lowercase 'f' on a four-line grid. Each row shows a solid letter with numbered arrows indicating stroke order, followed by four dashed versions for tracing.


- Row 1: Uppercase 'F'. Stroke 1 is a vertical line down, stroke 2 is a horizontal line across the top, and stroke 3 is a horizontal line across the middle.
- Row 2: Lowercase 'f'. Stroke 1 is a curve starting from the top line, going down and then up to the middle line. Stroke 2 is a horizontal line across the middle.

Phonics /Ff/

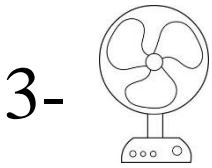
A/ Look at the picture ,read , circle the correct word:



fish \ frog \ fan \ finger



fish \ frog \ fan \ finger




fish \ frog \ fan \ finger



fish \ frog \ fan \ finger

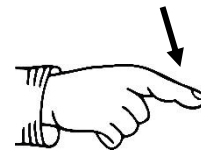
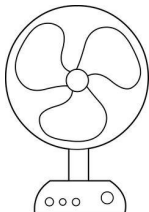
B / Look at the picture , write the correct word:

Finger \ fish \ fan \ frog



1- _____

2- _____

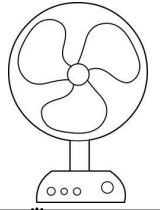



3- _____

4- _____

Phonics /Ff/

☺ Lets trace, write and colour :



fish	finger	frog	fan
------	--------	------	-----


fish	finger	frog	fan
------	--------	------	-----

fish	finger	frog	fan
------	--------	------	-----

Phonics /Ll/

Ll

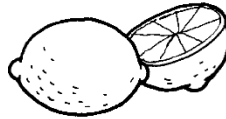
leaf




leg



lemon



lion



😊 Lets trace letter Ll :

Tracing practice for the letter 'Ll'. The page contains four rows of handwriting lines. Each row consists of a solid top line, a dashed middle line, and a solid bottom line. The first row shows a solid 'L' with a red starting dot and numbered arrows: '1' for a vertical downward stroke and '2' for a horizontal rightward stroke. This is followed by five dashed 'L's for tracing. The second row follows the same pattern. The third and fourth rows each show a solid 'L' with a red starting dot and a numbered arrow '1' for the vertical stroke, followed by five dashed 'L's for tracing.

Phonics /Ll/


A/ Look at the picture ,read , circle the correct word:

1-



leaf \ lion \ lemon \ leg

2-



leaf \ lion \ lemon \ leg

3-



leaf \ lion \ lemon \ leg

4-



leaf \ lion \ lemon \ leg

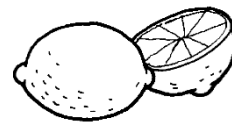
B / Look at the picture , write the correct word:

lion \ leaf \ leg \ lemon




1-

2-



3-

4-



Phonics – ff and ll

1 / Look at the letters. Say ff and ll :

ff

coffee



cliff



ll

shell



ball



2 / Look at the picture ,read , circle the correct word:

1-



coffee \ cliff

2-



coffee \ cliff

3-



shell \ ball

4-



shell \ ball

Phonics \ll\, \ff\

☺ Lets trace, write and colour :



ball shell cliff coffee


ball shell cliff coffee

ball shell cliff coffee

Phonics \ll\, \ff\

A-Circle the correct word:

1-



-dish
-fish

2-




-cliff
-mall

3-



-bell
-shell

4-



-man
-fan

B-Complete the following words :

1-



i n

2-



l f

3-



c f e


Phonics /L1/

V v

van



vase



vet



violin



☺ Lets trace letter Vv:


Tracing practice for the letter Vv. The page contains five rows of handwriting lines. Each row starts with a solid black letter 'V' showing stroke order: stroke 1 is a downward diagonal line from the top left to the bottom center, and stroke 2 is an upward diagonal line from the top right to the bottom center. This is followed by three dashed 'V' shapes for tracing. The first row is for uppercase 'V', and the subsequent four rows are for lowercase 'v'.

Phonics /L1/


A/ Look at the picture ,read , circle the correct word:



violin \ van \ vet \ vase



violin \ van \ vet \ vase



violin \ van \ vet \ vase



violin \ van \ vet \ vase

B / Look at the picture , write the correct word:

vase \ vet \ violin \ van



1- _____

2- _____




3- _____

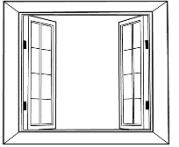
4- _____

Phonics /Ww/

web

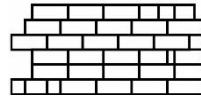


window



Ww

wall



watch




😊 Lets trace letter Ww:

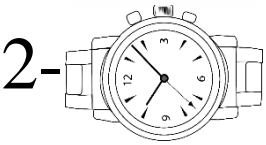
Tracing practice for uppercase 'W' and lowercase 'w'. Each row consists of a solid letter with numbered arrows (1-4) showing stroke order, followed by dashed versions for tracing. The first row shows two large 'W's. The second row shows two large 'W's. The third row shows one large 'W' and four small 'w's. The fourth row shows one large 'W' and four small 'w's. The fifth row shows one large 'W' and four small 'w's.

Phonics /Ww/

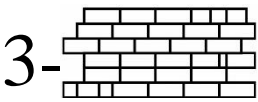
A/ Look at the picture ,read , circle the correct word:



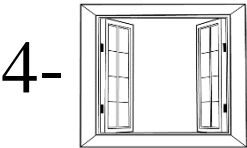
wall \ watch \ web \ window



wall \ watch \ web \ window




wall \ watch \ web \ window



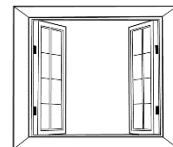
wall \ watch \ web \ window

B / Look at the picture , write the correct word:


window \ wall \ web \ watch



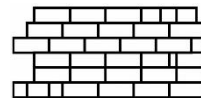
1- _____



2- _____




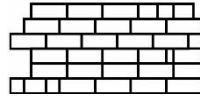


3- _____



4- _____

Phonics \Ww\

☺ Lets trace, write and colour :



web watch wall window

web watch wall window


web watch wall window

"I see" complete the sentence :

1-

I see

a lion




2-

a frog




3-

a fish




4-

a van



5-

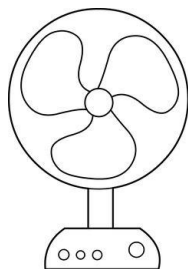
a watch



- Write the missing letters:




1- l _ _ f



2- f _ _



3- _ e _



4- wa _ _

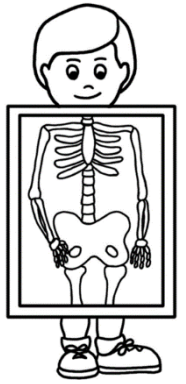
Phonics /Xx/

Xx

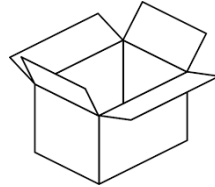
fox



X-ray



box



six

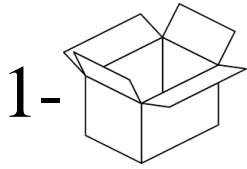
6

☺ Lets trace letter Xx :


Tracing practice for the letter Xx. The page contains five rows of handwriting lines. Each row starts with a solid black letter 'X' (or 'x' for the smaller rows) with numbered arrows indicating stroke order: stroke 1 is a diagonal line from top-left to bottom-right, and stroke 2 is a diagonal line from top-right to bottom-left. This is followed by three dashed 'X' characters for tracing in each row.

Phonics /Xx/

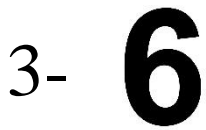
A/ Look at the picture ,read , circle the correct word:



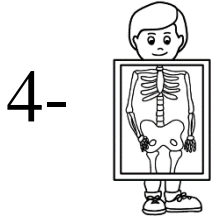
fox \ box \ six \ x-ray



fox \ box \ six \ x-ray



fox \ box \ six \ x-ray

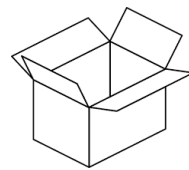


fox \ box \ six \ x-ray

B / Look at the picture , write the correct word:

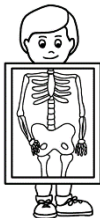
X-ray \ fox \ six \ box

6



1- _____

2- _____



3- _____



4- _____

Phonics / Yy/

Yy

yo-yo




yawn



yacht



yellow



☺ Lets trace letter Yy :

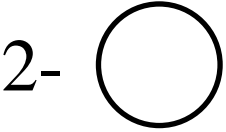
Tracing practice for uppercase Y and lowercase y. Each row shows a solid letter with numbered arrows indicating stroke order (1: top-left to bottom, 2: top-right to bottom, 3: top to bottom), followed by three dashed versions of the same letter for tracing. The rows are: uppercase Y, lowercase y, uppercase Y, lowercase y, uppercase Y, lowercase y, uppercase Y, lowercase y, uppercase Y, lowercase y.

Phonics / Yy/

A/ Look at the picture ,read , circle the correct word:



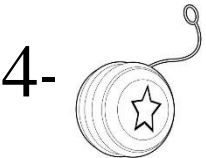
Yacht \ yo-yo \ yawn \ yellow



Yacht \ yo-yo \ yawn \ yellow



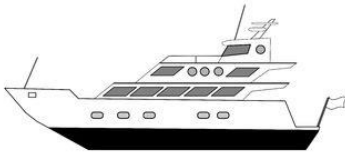
Yacht \ yo-yo \ yawn \ yellow



Yacht \ yo-yo \ yawn \ yellow


B / Look at the picture , write the correct word:

Yawn \ yellow \ yo-yo \ yacht



1- _____

2- _____




3- _____

4- _____

Phonics / Yy/

☺ Lets trace, write and colour :




yacht yellow yo-yo yawn

yacht yellow yo-yo yawn

yacht yellow yo-yo yawn

Phonics / Zz/

zoo



zero

0

Zz

zigzag



zebra



☺ Lets trace letter Zz:

Tracing practice for the letter Zz. The page contains five rows of handwriting lines. Each row consists of a solid blue top line, a dashed black middle line, and a solid red bottom line. The first letter in each row is a solid black uppercase 'Z' or lowercase 'z' with a red starting dot and numbered arrows (1) indicating the stroke direction. The remaining letters in each row are dashed for tracing.

Phonics / Zz/

A/ Look at the picture ,read , circle the correct word:

1- 0

zoo \ zero \ zigzag \ zebra

2-




zoo \ zero \ zigzag \ zebra

3-



zoo \ zero \ zigzag \ zebra

4-



zoo \ zero \ zigzag \ zebra

B / Look at the picture , write the correct word:


zigzag \ zoo \ zebra \ zero



1-

2-

0



3-


4-



Phonics / Zz/

☺ Lets trace, write and colour :

0



zero zebra zigzag zoo

zero zebra zigzag zoo

zero zebra zigzag zoo

Phonics – zz


1 / Look at the letters. Say zz and read the words :

ZZ

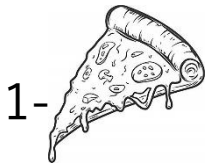
pizza




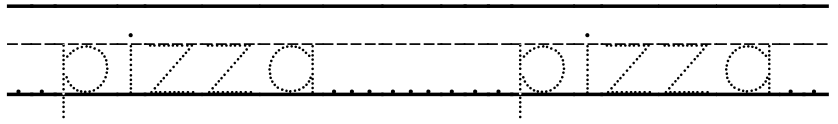
puzzle



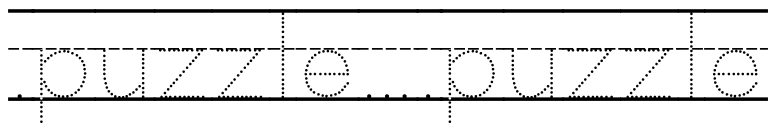
2 / lets trace the words :




pizza




puzzle



3 / Look at the picture ,read , circle the correct word:



zebra \ pizza \ zero \ puzzle



zebra \ pizza \ zero \ puzzle



zebra \ pizza \ zero \ puzzle




zebra \ pizza \ zero \ puzzle

Phonics /Qq/

queen

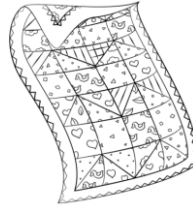


quiet



Qq

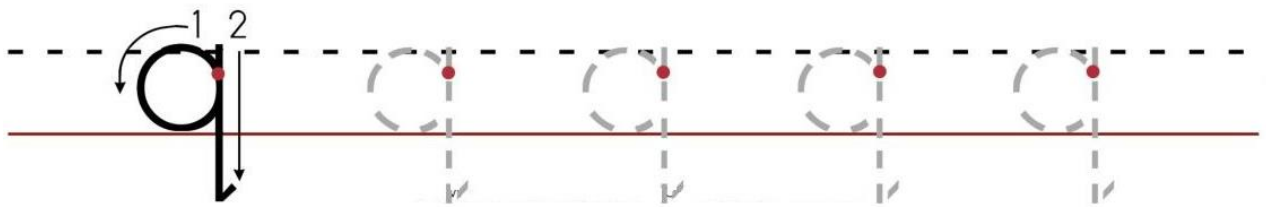
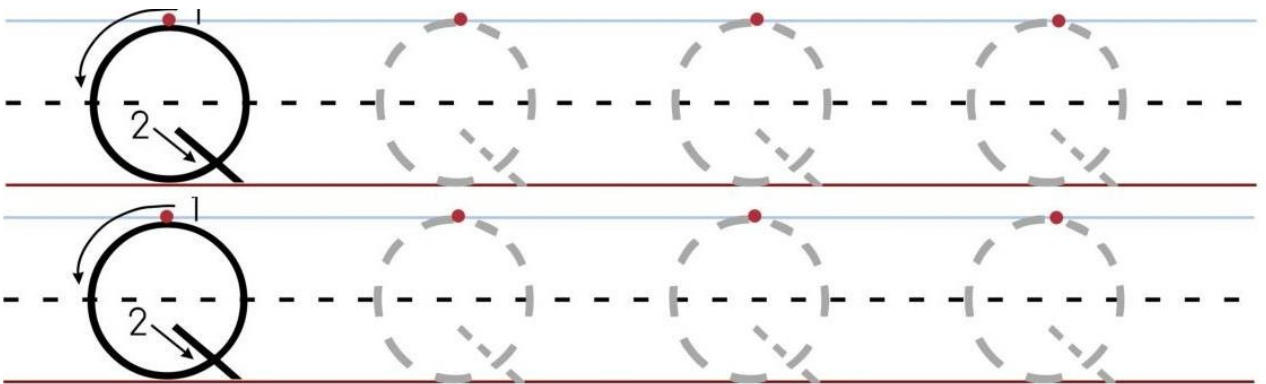
quilt



question



☺ Lets trace letter Qq:



Phonics /Qq/

A/ Look at the picture ,read , circle the correct word:

1-  quiet \ queen \ question \ quilt


2-  quiet \ queen \ question \ quilt

3-  quiet \ queen \ question \ quilt

4- ? quiet \ queen \ question \ quilt

B / Look at the picture , write the correct word:

question \ quilt \ queen \ quiet



?

1- _____

2- _____




3- _____

4- _____

Phonics /Qq/

☺ Lets trace, write and colour :



quiet

queen

quilt

quiet

queen

quilt

quiet


queen

quilt

Phonics /ch/

Ch

cherry



chair



child



cheese



☺ Add "ch" the draw a line to match the word to the correct picture:


1- ___ ___ air



2- ___ ___ eese




3- ___ ___ erry




4- ___ ___ ild



Phonics /ch/



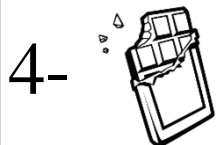
beach \ chicken \ chili \ chocolate



beach \ chicken \ chili \ chocolate



beach \ chicken \ chili \ chocolate




beach \ chicken \ chili \ chocolate

☺ Lets write the missing letters:




1- ___ oco ___ te



2- ___ il ___




3- ___ ick ___



4-bea ___

Phonics \Ch\

☺ Lets trace, write and colour :




cherry chair child chips

cherry chair child chips

cherry chair child chips

Phonics \sh\

☺ Lets trace, write and colour :



shark shoes shop sheep

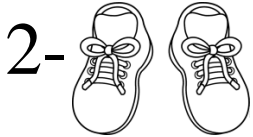
shark shoes shop sheep

shark shoes shop sheep

Phonics /sh/




shoes \ shop \ shark \ sheep



shoes \ shop \ shark \ sheep




shoes \ shop \ shark \ sheep


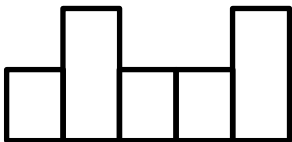


shoes \ shop \ sheep \ shark

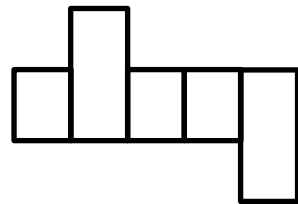
☺ Lets write the missing letters:



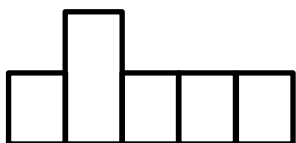
1-



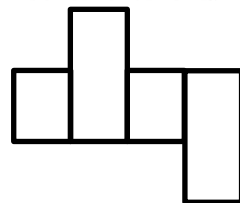
2-



3-



4-



☺ What can you see ? Complete the sentence:


1- I can see a




2- I can see a



3- I can see a




4- I can see a



5- I can see




☺ Circle the correct answer:



ch \ sh



ch \ sh



ch \ sh



ch \ sh




ch \ sh



ch \ sh



ch \ sh



ch \ sh

Phonics \ph\

☺ Lets trace, write and colour :



photo phone dolphin trophy

photo phone dolphin trophy

photo phone dolphin trophy

Phonics \ph\

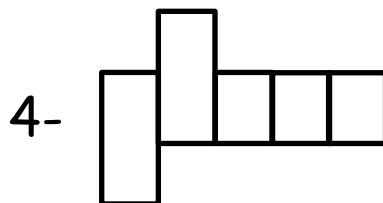
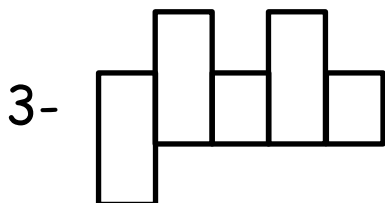
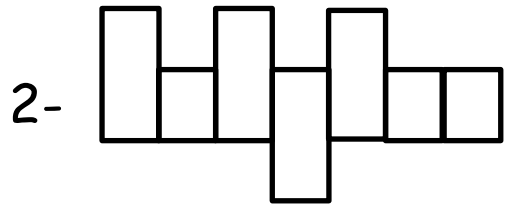
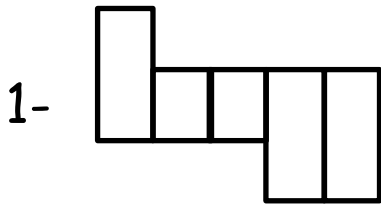
1-  phone \ trophy \ photo \ dolphin

2-  phone \ trophy \ photo \ dolphin

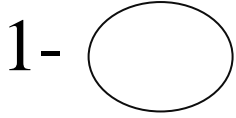
3-  phone \ trophy \ photo \ dolphin

4-  phone \ trophy \ photo \ dolphin

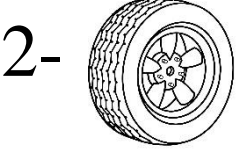
☺ Lets write the missing letters:



Phonics \wh\




wheel \ whale \ white \ whistle



wheel \ whale \ white \ whistle



wheel \ whale \ white \ whistle

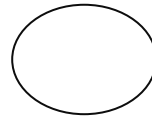


wheel \ whale \ white \ whistle

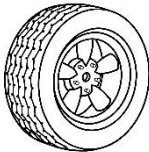
☺ Lets write the missing letters:



1- wh ___ e



2- ___ it ___



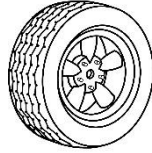
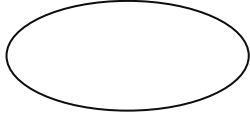

3- ___ ee ___



4- ___ i ___ e

Phonics \wh\

☺ Lets trace, write and colour :




whale white wheel whistle


whale white wheel whistle

whale white wheel whistle

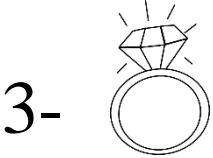
Phonics \ng\



Ring \ hang \ swing \ long



Ring \ hang \ swing \ long



Ring \ hang \ swing \ long



Ring \ hang \ swing \ long


☺ Lets write the missing letters:



1- ha _ _



2-ri _ _



3-l _ n _



4- _ w i _ _

Phonics \ng\

☺ Lets trace, write and colour :



ring swing long hang

ring swing long hang

ring swing long hang

Phonics \ng\

☺ Answer with Yes, it is or No, it isn't:

1-  Is it a ring?


2-  Is it a leg?


3-  Is it a whale?


4-  Is it a chair?

5-  Is it a leg?

☺ Draw a line to connect sounds:

1-  (r) (k) (n) (p)
(n) (i) (h) (g)

1-  (c) (e) (i) (d) (g)
(s) (w) (e) (n) (r)

3-  (h) (u) (n) (j)
(l) (a) (m) (g)



☺ Look at the picture and write what can you see:

... *I see*

.....

.....

.....

Phonics \th\

1-



think \ thumb \ throw \ three

2-



think \ thumb \ throw \ three

3-



think \ thumb \ throw \ three

4-



think \ thumb \ throw \ three

☺ Lets write the missing letters:



1- ___ ink



2-th___w



3-th___e___



4-___um___

Phonics \ng\

☺ Lets trace, write and colour :



3

think thumb throw three

think thumb throw three

think thumb throw three

Phonics \th\

1-



feather \ father \ mother \ weather

2-



feather \ father \ mother \ weather

3-



feather \ father \ mother \ weather

4-




feather \ father \ mother \ weather

☺ Lets write the missing letters:



1- ___ ink



2-th ___ w



3-th ___ e ___



4- ___ um ___

Phonics \ng\

☺ Lets trace, write and colour :



mother father weather feather

mother father weather feather

mother father weather feather